


SEATTLE
SEAHAWKS
2003 MEDIA GUIDE





2003 SEATTLE SEAHAWKS SCHEDULE

PRESEASON SCHEDULE

<u>DAY</u>	<u>DATE</u>	<u>GAME</u>	<u>TIME (PT)</u>	<u>TV</u>
Saturday	Aug. 9	San Diego Chargers	7:00 p.m.	FOX Sports Net
Friday	Aug. 16	at Indianapolis Colts	5:00 p.m.	FOX Sports Net
Saturday	Aug. 23	Kansas City Chiefs	7:00 p.m.	FOX Sports Net
Friday	Aug. 29	at Denver Broncos	7:00 p.m.	FOX Sports Net

REGULAR SEASON SCHEDULE

<u>DAY</u>	<u>DATE</u>	<u>GAME</u>	<u>TIME (PT)</u>	<u>TV</u>
Sunday	Sept. 7	New Orleans Saints	1:15 p.m.	FOX
Sunday	Sept. 14	at Arizona Cardinals	1:05 p.m.	FOX
Sunday	Sept. 21	St. Louis Rams	1:05 p.m.	FOX
Sunday	Sept. 28	BYE		
Sunday	Oct. 5	at Green Bay Packers	10:00 a.m.	FOX
Sunday	Oct. 12	San Francisco 49ers	5:30 p.m.	ESPN
Sunday	Oct. 19	Chicago Bears	1:15 p.m.	FOX
Sunday	Oct. 26	at Cincinnati Bengals	10:00 a.m.	FOX
Sunday	Nov. 2	Pittsburgh Steelers	1:05 p.m.	CBS
Sunday	Nov. 9	at Washington Redskins	10:00 a.m.	FOX
Sunday	Nov. 16	Detroit Lions	1:15 p.m.	FOX
Sunday	Nov. 23	at Baltimore Ravens	10:00 a.m.	FOX
Sunday	Nov. 30	Cleveland Browns	1:15 p.m.	CBS
Sunday	Dec. 7	at Minnesota Vikings	10:00 a.m.	FOX
Sunday	Dec. 14	at St. Louis Rams	10:00 a.m.	FOX
Sunday	Dec. 21	Arizona Cardinals	1:15 p.m.	FOX
Saturday	Dec. 27	at San Francisco 49ers	2:00 p.m.	FOX

INDEX

Allen, Paul G.....	5
Biographies, 2003 Draft Choices.....	139-148
Biographies, Assistant Coaches.....	24-43
Biographies, Free Agents.....	149-154
Biographies, Veteran Players.....	47-138
Biography, Pro Football Hall of Fame Inductee.....	366
Broadcasting.....	435-437
Career Top Ten.....	323-328
Community Outreach.....	417-428
Draft Summaries, All-Time.....	155-166
Ferguson, Bob.....	8
Flood, Mike.....	8
Franchise History.....	311-321
Game Summaries, 2002.....	167-183
Holmgren, Mike.....	20-23
Honors, 2002.....	207
Honors, All-Time.....	361-365
How Built.....	46
Key Dates.....	443-445
Leaders, Yearly.....	329-335
Leiweke, Tod.....	6
Lopes, Lance.....	9
McLean, Duane.....	7
NFL Divisional Alignment.....	306
Opponents, 2003.....	451
Opponent Performances.....	346-356
Overtime Games.....	296-297
Patrick, Scott.....	9
Patton, Jody.....	5
Playoff Summaries.....	298-305
Preseason Results.....	307-310
Prime Time Record.....	359
Pro Bowl.....	363
Pro Shop.....	432
Records, Attendance.....	357 & 387
Records, Defensive.....	395-399
Records, Head Coaches.....	21
Records, Individual.....	376-386
Records, Opponent Individual.....	400-403
Records, Postseason.....	404-416
Records, Team.....	387-394
Reinfeldt, Mike.....	7
Review, All-Time.....	210-263
Ring of Honor.....	367-374
Roster, Coaches, All-Time.....	264-265
Roster, Players, All-Time Alphabetical.....	265-273
Roster, Players, All-Time Numerical.....	274-286
Roster, Alphabetical.....	44
Roster, Numerical.....	45
Schedule, 2003 NFL.....	446-450
Seahawks Academy.....	427
Seahawks Headquarters.....	442
Seahawks Stadium.....	438-440
Series Breakdowns.....	288-293
Standings, 2002 NFL Regular Season.....	208
Statistics, 2002 Seahawks Team and Individual Game-by-Game.....	184-206
Thompson, Ted.....	10
Ticket Information.....	446
Top Performances.....	341-345
Trades, All-Time.....	163-166
Training Camp.....	310
Versus NFL.....	295
Web Site.....	322
Whitsitt, Bob.....	6
Wright, Gary.....	9

CREDITS

The 2003 Seahawks media guide has been produced by the club's public relations department, under the direction of Dave Pearson, Director of Public Relations. Information contained herein was compiled by the current and previous public relations staffs. Writing, layout, design and editing by Asst. Director of Public Relations Lane Gammel using QuarkXPress™. Writing and editorial assistance provided by Pearson and public relations assistants Rich Gonzales, Artis Twyman and Julie Barber. Special thanks to Don Anderson, Gary Wright, Dave Neubert, former public relations directors, and Steve Wright. Printing by Graphic Arts Center in Portland, Oregon. **Photography:** Photos contributed by Corky Trewin (team photographer), Lane Gammel, Rich Gonzales, Sandy Gregory, Paul Johns, Kathleen King (Allen and Patton), Mike Nowak (Tomlinson) and Artis Twyman. Special thanks to Crissy Trewin for cover design.

ADMINISTRATION

Chairman	Paul G. Allen
President	Robert J. Whitsitt
Chief Executive Officer	Tod Leiweke
Sr. Vice President	Mike Reinfeldt
Sr. Vice President/Marketing Operations	Duane McLean
General Manager	Bob Ferguson
Vice President Community Outreach and Internet Programs	Mike Flood
Vice President/Corporate Sales	Scott Patrick
Vice President/Football Operations	Ted Thompson
Vice President/Communications	Gary Wright
General Counsel	Lance Lopes
Director of Human Resources	Cindy Kelley
Human Resources Coordinator	Sarita Carter
Executive Assistant/President & Senior Vice President	Kim Lindbeck
Executive Assistant/GM & Vice President of Football Operations	Charlotte Kores
Director of Fields	Jay Warnick
Facilities Manager	John Behrens
Fields Assistant	Duc Dinh
Fields Assistant	Brent Hanson
Travel Coordinator	Janice Schweitzer
Director of Security	Rick Ninomiya
Security Assistant	James Yoshida
Receptionist	Natalie Thomas
Receptionist/Mail Clerk	Heather Stamp
Team Executive Chef	Mac McNabb

BUSINESS

Controller	Karen Harrison
Accounting Supervisor	William Saguilla
Accountant	John Shankar
Accounting Administrator	Tina Godfrey
Administrative Assistant/Accounting	Bethany Roth
Retail/Accounting Clerk	Jeremy Young

INFORMATION SYSTEMS

Director of Information Systems	Michael Johnson
Applications Developer/DBA	Joseph Nicoletti
Client/Server Information Systems Administrator	Steve Steensma
Client/Server Information Systems Administrator	Allen Olson
Database Administrator	Robert Ullman
Web Manager	Bill Boehlke

PUBLIC RELATIONS

Director of Public Relations	Dave Pearson
Assistant Director of Public Relations/Publications	Lane Gammel
Public Relations Assistant	Rich Gonzales
Public Relations Assistant	Artis Twyman
Administrative Assistant/Public Relations	Julie Barber
Public Relations Intern	Michael Lipman

COMMUNITY OUTREACH

Director of Community Outreach	Sandy Gregory
Assistant Director of Community Outreach.....	Paul Johns
Director of Player Programs/Alumni	Nesby Glasgow
Administrative Assistant/Community Outreach	Jeanne Denkmann
Administrative Assistant/Community Outreach.....	Lauri Perry
Director of Sea Gals.....	Sherri Thompson
Mascot Coordinator	Garrett Thiemens

MARKETING

Executive Director of Marketing	Ron Jenkins
Corporate Sales Managers.....	Mace Aluia, Amy Crowder, Giles Dowden, Evan Harding
Marketing/Client Services Manager.....	Gina Martinez
Sponsorship Business Manager	Kristina Howell
Client Services Coordinator	Kim Kwock
Senior Account Coordinator.....	Anne Mitsakos
Account Coordinator	Melissa Boyle
Account Coordinator	Kristine Ludwig
Corporate Hospitality Manager	Patti Sipes
Marketing Interns.....	Dennis Gannon, Stephanie Gray

BROADCASTING

Director of Broadcasting.....	Rick Crawford
Broadcast Coordinator	Brian O'Connell
Broadcaster	Brian Davis
Administrative Assistant/Broadcasting.....	Amy Austinson
Videographer/Editor	David Glass

TICKETS

Director of Ticket Sales/Operations.....	Chuck Arnold
Customer Relations Manager.....	Joan Sullivan
Ticket Sales Manager.....	John Webb
Box Office Manager.....	Erin Wilshusen
Club Seat Coordinator.....	Melissa Montgomery
Season Ticket Coordinator	Carlos Oseguera
Ticket Sales Representatives.....	Will Brantley, Scott Gray, Chris Lawrence, Steve Lund, Richard McDonald, Mike Moses, Mike Naehr, Bob Pletka, John Roche, Casey Shaw
Ticket Office Assistant	Amber Adcock
Customer Service Representative	Eric Engberg, Stacey Terry

RETAIL STORE

Director of Retail Operations	Sue Harris
Retail Operations Manager.....	Vikki Knopf
Internet/Mail Order Representative	Nick Johnson
Warehouse Associate	Nate Oziel

COACHING STAFF

Executive VP & Head Coach	Mike Holmgren
Assistant Head Coach/Offensive Line	Tom Lovat
Offensive Coordinator	Gil Haskell
Defensive Coordinator	Ray Rhodes
Special Teams Coordinator	Pete Rodriguez
Defensive Backs	Teryl Austin
Defensive Line	Dwaine Board
Wide Receivers	Nolan Cromwell
Strength & Conditioning Assistant	Bill Gillespie
Head Strength & Conditioning	Kent Johnston
Assistant Strength & Conditioning	Darren Krein
Assistant Offensive Line Coach	Bill Laveroni
Tight Ends	Jim Lind
Defensive Assistant/Secondary	Clayton Lopez
Linebackers	John Marshall
Assistant Special Teams	Mark Michaels
Running Backs	Stump Mitchell
Offensive Assistant/ Quality Control	Gary Reynolds
Defensive Line/Quality Control	Zerick Rollins
Quarterbacks	Jim Zorn

SCOUTING

Director of College Scouting	Scot McCloughan
Director of Pro Personnel	Will Lewis
Pro Personnel Assistants	Lake Dawson, John Jamison, Eric Stokes
Area Scouts	Charles Fisher, Scott Fitterer, Derrick Jensen, Matt Malaspina, Mike Murphy, John Peterson
Administrative Assistant/Pro Personnel	Teresa Widner
College Scouting Administrator	Kirk Parrish
Scouting Assistants	Mike Peterson, Chris Culmer

FOOTBALL SUPPORT STAFF

Head Athletic Trainer	Paul Federici
Associate Athletic Trainer	Sam Ramsden
Assistant Athletic Trainers	James Oglesby, Ken Smith
Director of Video	Thom Fermstad
Assistant Director of Video	Todd Walkenhorst
Video Assistant	John Mallory
Equipment Manager	Erik Kennedy
Assistant Equipment Manager	Brad Melland
Equipment Assistants	Jeff Bower, Mark McDaniel
Football Operations Coordinator/Team Travel	Bill Naves
Executive Assistant/Head Coach	Arleatta Williams
Administrative Assistants/Coaching	Jane Lin, Tom Headlee
Head Team Physician	Dr. Kevin Auld
Team Physicians	Dr. Stan Herring, Dr. Ed Khalfayan, Dr. Brad Shoup

PAUL G. ALLEN

Chairman, Seattle Seahawks and First & Goal Inc.



Investor and philanthropist Paul G. Allen creates and advances world-class projects and high-impact initiatives that change and improve the way people live, learn, work and experience the world through arts, education, entertainment, sports, business and technology. He co-founded Microsoft with Bill Gates in 1976, remained the company's chief technologist until he left Microsoft in 1983, and is the founder and chairman of Vulcan Inc., chairman of Charter Communications (the nation's fourth largest cable provider), and owner of TechTV. In addition, Allen's multi-billion dollar investment portfolio includes large stakes in DreamWorks SKG, Oxygen Media and more than 50 other technology, media and content companies. Allen also owns the Seattle Seahawks NFL and Portland Trail Blazers NBA franchises. Named one of the top 15 philanthropists in

America, Allen gives back to the community through the six Paul G. Allen Foundations, which strengthen communities and support vulnerable populations in the areas of arts, health and human services, medical research and technology in education. Allen is also founder of Experience Music Project, Seattle's critically-acclaimed interactive music museum, the forthcoming Science Fiction Experience Museum (opening summer 2004), and Vulcan Productions, the independent film production company behind Todd Haynes' *Far From Heaven*, the 2001 "Evolution" series on PBS, and this year's "The Blues," executive produced by Martin Scorsese in conjunction with Allen and Jody Patton. Learn more about Allen online at www.vulcan.com.

JODY PATTON

President & CEO, Vulcan Inc.



Since co-founding Paul G. Allen's management company with Allen and William Savoy in 1986, Patton has developed and led a wide variety of Allen's business, charitable and entertainment endeavors. In addition to serving as a senior advisor to Allen and directing the ongoing strategic and corporate development of the organization and its broad portfolio of projects and investments, Patton's responsibilities include serving as president of Vulcan Productions (the independent film production company of *Far From Heaven* and *Evolution* acclaim), vice-chair of First & Goal Inc. (the developer and manager of Seahawks Stadium and Exhibition Center), and executive director of Experience Music Project, Seattle's one-of-a-kind interactive music museum that opened in 2000 to international critical acclaim. In addition, Patton serves as executive

director of the six Paul G. Allen Foundations, which support nonprofit organizations throughout the Pacific Northwest in the areas of health and human services, the arts and medical research. Prior to Vulcan, Patton served in various capacities in the business and nonprofit worlds, including doing development work for the Pacific Northwest Ballet. An active member of the arts and education communities, Patton serves on the board of directors of the University of Washington Foundation, the International Glass Museum, the Oregon Shakespeare Festival and the Theatre Communications Group, as well as the advisory board of Meany Hall and the Los Angeles Independent Film Festival.

BOB WHITSITT

President



Bob Whitsitt is in his seventh season as President of the Seahawks and this season will focus his efforts on the football operations aspect of the organization. Whitsitt, who negotiated the original Seahawks purchase and was instrumental in the development of Seahawks Stadium since 1996, played a key role in the selection of Mike Holmgren as the franchise's sixth head coach in 1999. This past off-season, he added Bob Ferguson to handle the franchise's general manager duties. Before leaving the National Basketball Association's Portland Trail Blazers this past July, Whitsitt spent the last 17 years as a president and general manager in the NBA, earning NBA executive of the year honors in 1994. The Trail Blazers, among the league leaders in attendance, having sold out 119 of the past 141 regular season games, including 104 consecutive over the last four seasons, currently own the NBA's longest streak of consecutive playoff appearances at 21, the second longest in all of professional sports. The club advanced to the Western Conference finals

twice in the past five seasons and posted a .603 winning percentage (426-280) during his tenure - an average of 50 wins a season. Prior to joining the Blazers on July 12, 1994, he served eight seasons as the President and General Manager of the Seattle SuperSonics. Whitsitt joined the SuperSonics at age 30, making him the youngest President in the NBA, and took over a team that had won only 31 games in each of the previous two seasons and ranked last in the league in attendance. He turned the franchise into one which won 58 percent of their games (377-279) and made seven postseason appearances, including two trips to the Western Conference finals, over the next eight seasons. In his last season, the team won a franchise record and NBA-high 63 games and sold out every game, earning him NBA Executive of the Year honors. His 17 years as a general manager produced 16 playoff appearances, an 803-559 record (59% winning percentage) and 16 consecutive years without a losing record. In addition to his NBA and NFL experience, Whitsitt has served as president of Portland's Rose Garden, Memorial Coliseum, KXL AM/Jammin' 95, WNBA Fire, Action Sports Media, and Seahawks Stadium and Exhibition Center. He graduated from the University of Wisconsin-Stevens Point with a degree in Communications and earned a Master's Degree in Sports Administration from The Ohio State University. He and wife, Jan, have two children, daughter, Lilly (20) and son, Sean (17).

TOD LEIWEKE

Chief Executive Officer



Tod Leiweke begins his first season with the Seattle Seahawks and 21st season in professional sports after being named to the position June 25, 2003. He serves as chief executive officer for the club and assumes responsibility for all business operations, sales and marketing, sponsorship, administration and operations functions of the Seattle Seahawks and First and Goal, Inc. In addition, he will oversee First and Goal Inc., the organization that manages Seahawks Stadium and Exhibition Center for the state of Washington. Leiweke, 43 (1/12/60) spearheads the business side of the Seahawks and will work in partnership with Bob Whitsitt. Most recently Leiweke served as president of the Minnesota Wild and chief operating officer of Minnesota Sports & Entertainment (MSE). Under Leiweke's leadership the Sports Fans of America Association, Inc. awarded its 2003 NHL Sports Fan's Quality Award to the Wild as the league's "Fan Friendliest" team. In an ESPN survey conducted in 2003, the team was ranked number one for stadium

experience and number two for fan relationships among 123 sports franchises. From 1994 to 1997, Leiweke held the title of executive vice president of Orca Bay Sports and Entertainment, and was responsible for overseeing the NHL's Vancouver Canucks, the NBA's Vancouver Grizzlies, and the 20,000-seat General Motors Place. Leiweke's career in sports includes executive positions with the NBA's Golden State Warriors (President of the Arena Development Company & Vice President of Marketing) and the PGA TOUR (Vice President of Marketing). The St. Louis, Missouri native began his professional sports career working along side his brothers (Tracey, Terry and Tim) managing the Kansas City Comets of the Major Indoor Soccer League (MISL) from 1982 to 1987. A true believer in community, Leiweke supported the development of the Wild's 10,000 Rinks Foundation, a non-profit organization that raised over \$900,000 in cash and in-kind donations in its first year for youth hockey and other community groups. Prior to joining the Wild, he served as Executive Director of The First Tee, the charitable arm of the World Golf Foundation (PGA TOUR, USGA, PGA of America, LPGA, Augusta National). During his tenure with The First Tee, Leiweke was charged with launching the national youth based charity with the aim of developing accessible golf facilities and life skills programs. In just under two years, over 100 facilities were in development throughout North America. Leiweke serves as Chairman of the Board for The Rick Hansen Enterprises, a foundation supporting the quest to find a cure for spinal cord injuries

MIKE REINFELDT

Senior Vice President



Mike Reinfeldt, in his fifth season with the Seahawks, was named Senior Vice President on January 28, 1999, and oversees player negotiations, the team's compliance with the NFL salary cap, and some aspects of the day-to-day, non-football operation. Has played a lead role in coordinating Mike Holmgren's attempt to build the Seahawks a solid financial foundation within the NFL's salary cap. Reinfeldt, 49, joined the Seahawks after spending eight seasons with the Green Bay Packers (1991-98). In addition to playing an instrumental role in bringing general manager Ron Wolf to the Packers in 1991, Reinfeldt served as the Packers' Chief Financial Officer from 1991-93, adding the title of Vice President of Administration from 1994-98. Originally overseeing the team's player negotiations and financial operations, he added the responsibility of all non-football staff in 1994. Under his financial

leadership, the club's cash reserves went from \$4.5 million in 1991 to more than \$50 million in 1998, setting record profits from 1996-98, while improving from 23rd in revenues in 1993 to ninth in 1997. From 1988-90, Reinfeldt served as the associate athletic director at the University of Southern California, after a three-year stint as the Los Angeles Raiders' chief financial officer (1985-87). Reinfeldt earned an MBA in management and finance from Houston Baptist University, after obtaining a bachelor of science degree from the University of Wisconsin-Milwaukee. A four-year starter at UWM, Reinfeldt recorded a school-record 24 career interceptions. Reinfeldt, a former all-pro defensive back began a nine-year playing career as an undrafted free agent in 1975 with the Oakland Raiders. He spent the next eight years with the Houston Oilers (1976-83) starting 102 consecutive games while leading the team in interceptions three times (1977, '79, '81). His finest season came in 1979, when he led the NFL with 12 interceptions and earned All-Pro honors, started in the Pro Bowl and was named Defensive Player of the Year in the AFC. In 1997, Reinfeldt was honored by his alma mater when he was presented with the UWM Alumni Association's Distinguished Alumnus Award. Reinfeldt and his wife, Susan, have two children-Jared Michael (1/29/94) and Elise Marie (3/9/95).

DUANE MCLEAN

Senior Vice President/Marketing Operations



Duane McLean enters his sixth season with the Seahawks after joining the staff in February of 1998. Promoted to his current position in 2000, McLean served as a project manager for the Seahawks on the 2002 New Stadium project and spearheaded the Seahawks new logo and uniform redesign. He oversees all operational aspects of the club's marketing, broadcasting, sponsorship sales, ticket sales, luxury suite sales, advertising and client services. Was instrumental in bringing Seahawks Radio in-house in 2000, and negotiating a new five-year partnership with KIRO beginning in 2003. Recently named one of Sports Business Journal's 40 under 40 in 2001, as one of the top sports executives under the age of 40. The prior two seasons McLean served as Vice President of Ticket Sales and Ticket Services where he was responsible for overseeing the revamping and streamlining of the club's ticket and suite sales operations, as well as the restructuring of the team's

box office operation. In 1998 the club enjoyed the third largest attendance increase in the league. In 1999, the club had its largest season ticket base in 10 years and sold out all 10 games for the first time in as many years. Previously McLean spent one season with the Detroit Lions (1997) as Executive Director of Ticket Sales and Ticket Services. While with the Lions McLean oversaw the complete conversion and overhaul of the Lions ticket operation, resulting in Detroit's largest season ticket base in 17 years. Prior to his stint with the Lions, McLean spent two seasons (1994-96) with the Houston Rockets of the NBA, where the Rockets, under his direction had their largest season-ticket base in franchise history. McLean started his career in the front office of the NBA's Detroit Pistons (1984-93) and also spent a season as Vice President of Ticket Sales for the International Hockey League's Chicago Wolves where the Wolves set the IHL record for paid attendance and led the league in season ticket revenue. A board member for Junior Achievement of Greater Puget, he and his wife, Susan, have three children, Jayme, Kayla, and Dayne. He is a native of Rochester Hills, Michigan.

BOB FERGUSON

General Manager



Northwest native Bob Ferguson re-joined the Seahawks family as general manager February 10, 2003. Hired to oversee the Seahawks college and pro scouting departments, Ferguson will work closely with Head Coach Mike Holmgren and Vice President of Football Operations Ted Thompson in making personnel decisions. Ferguson, 51, joins the Seahawks front office with 29 years of NFL experience, including the last seven with the Arizona Cardinals. There he was promoted to general manager, the club's senior football official, in 1999. His first selection in 1999 as general manager was Pro Bowl receiver David Boston, the NFL's leading receiver in 2001. While with Arizona he was a member of the NFL's prestigious Competition Committee that oversees competitive aspects of the game on the field and recommends rules and policy changes to the clubs. He resigned his position after joining the Seahawks since Holmgren currently serves on the committee. Before joining the Cardinals he spent 11 seasons in Buffalo and Denver where his helping hand led to six Super Bowl appearances. Ferguson joined Buffalo in 1985 and held a variety of personnel positions before being promoted to assistant general manager/director of pro personnel in 1989. The Bills proceeded to win four consecutive AFC titles and make four Super Bowl appearances from 1990-93. His personnel guidance and decisions contributed to the acquisition of players such as running back Thurman Thomas and linebacker Cornelius Bennett. After his time in Buffalo, Ferguson was named director of player personnel for the Broncos from 1993-95. While with Denver, Ferguson was instrumental in drafting and acquiring such players as sixth-round gem running back Terrell Davis, wide receiver Ed McCaffrey, kicker Jason Elam, center Tom Nalen and guard Mark Schlereth who helped provide the foundation for Broncos' consecutive Super Bowl titles in 1997 and 1998. Ferguson handled performance testing for the Dallas Cowboys from 1984-85, before joining the Bills, and after working as an esteemed talent evaluator from 1981-83. A Federal Way, Washington native, Ferguson returns to where his career started. He served as director of sales and special events for the Seahawks from 1975-79. Ferguson lettered three times at linebacker at the University of Washington, garnering second team All-Pac-8 Conference accolades as a junior and senior. He earned a 1973 bachelor's degree in radio/television communications from the Seattle school before free agent tryouts with the San Diego Chargers (1973), Los Angeles Rams (1974), and Portland Storm of the World Football League (1974). Ferguson and his wife, Colleen, have three daughters--Vanessa (Rute), Nathalie, and Allison.

MIKE FLOOD

Vice President/Community Outreach/Facilities



Mike Flood enters his seventh season with the Seahawks after joining the staff on July 1, 1997. Flood served as Community Outreach Director for Football Northwest prior to joining the Seahawks. He helped spearhead the state-wide campaign that resulted in the passage of Referendum 48 to build the new football/soccer stadium and exhibition complex. A Seattle native, Flood attended Blanchet High School for three years before graduating from McLean High School in McLean, Virginia. He received a B.A. Degree in Industrial Education from Washington State University and a Masters Degree in Education from the University of North Carolina. Flood owned and operated an agricultural flying service in Fort Scott, Kansas, before joining the Coast Guard. He served as a pilot and Civil Engineering Officer in the Guard flying C130s, Dassault Falcon jets, and H60 Jayhawk helicopters. He managed Public Relations for the Coast Guard in Kodiak, Alaska. From 1994-1996 he was the Air/Sea Rescue Operations Officer for coastal Oregon and Washington. Flood retired as a Commander in 1996 after 20 years in the service. He and his wife Marty, have a son Dan and a daughter, Shannon.

LANCE LOPES

General Counsel



Lance Lopes enters his third season as general counsel for the Seahawks after being hired March 16, 2001. He joined the Seahawks after serving seven years as general counsel for the Green Bay Packers from 1993-2000, adding the title of Assistant Vice President from 1998-99 and Vice President from 1999-2000. While with the Packers, he assisted with the salary cap from 1993-98 before managing the cap in 1999. With Seattle, Lopes assists in contractual negotiations and administers the overall legal affairs of the club and oversees the club's retail operation. After leaving Green Bay and before joining the Seahawks, he served as Director of Corporate Development/Sports for LiquidSeats, an internet-based secondary ticketing marketplace. Prior to working for the Packers, he worked at the law firms Helsell, Fetterman, et. al in Seattle and Cades, Schutte, et. al. in Honolulu. A graduate from the University of Oregon School of Law in 1989, he obtained a bachelor's degree from Linfield College in 1985. A three-year starter at Linfield (Oregon), he played tight end on the 1982 and 1984 NAIA national championship football teams.

SCOTT PATRICK

Vice President/Corporate Sales



Scott Patrick enters his seventh season with the Seahawks and has made key contributions in building an expanded corporate sales department that is responsible for the sales and marketing of Seahawks Stadium & Exhibition Center signage, pre-season television, Seahawks Magazine Show, Mike Holmgren Show, print, Seahawks.com, cause marketing and special events (Seahawks Training Camp). Patrick has influenced the development and management of long term corporate partnerships tied to Seahawks Stadium and Exhibition Center. Patrick joined the Seahawks after 11 seasons with the Seattle SuperSonics, including the last five as the Sonics Vice President of Corporate Sponsorship and Broadcast. Prior to joining the Sonics, he served as the tournament coordinator for the LPGA SAFECO Classic in Seattle. He was active in the GTE Northwest Classic, a Senior PGA Tour event, while an account manager with Andersen Sports Marketing in Bellevue, Washington.

While at Andersen, he assisted with the marketing and regionalizing of the University of Oregon's sports radio network, as well as developing syndicated coaches shows for the University of Washington, Washington State University, and the Seahawks. Patrick has also served in the past as the Vice President of Corporate Sales of Action Sports Media, a Paul Allen owned affiliate that is in its sixth year of a major sports marketing contract with the University of Washington athletic department. A native of Ellensburg, Washington, Patrick has a B.S. Degree in Communications from the University of Washington. He and his wife, Ronda, live in Bellevue with their two children, Brooks and Bailee.

GARY WRIGHT

Vice President/Communications



Gary Wright enters into his 28th season and his 16th as a vice president. Named to his current position in June 1995, after serving as Vice President/Administration and Public Relations since 1992. Wright, who originally joined the Seahawks in 1976, as director of publicity, was named public relations director in 1982 and added the title of vice president in 1987. Wright was chosen by Hall of Famer Steve Largent to be his presenter at Largent's July 1995 induction ceremonies. Wright has assisted the league's media relations staff at the last 16 Super Bowls. He spent two seasons prior to joining the Seahawks as the publicity director for the Southern California Sun of the World Football League and as league publicity director. Also served as vice president of operations for the Phoenix Racquets of World Team Tennis. Wright was the sports information director at Long Beach State University and coached football and basketball while teaching history and journalism in high school after graduating from

Long Beach State. Recently, he has instructed at the University of Washington in the Sports Management program. Gary and his wife, Ann have two grown sons, Larry and Steve, and one grandson, Owen.

TED THOMPSON

Vice President/Football Operations




Ted Thompson joined the Seahawks in his current position on January 28, 2000. He enters his 12th year in an NFL front office capacity. Previously he played 10 years with the Houston Oilers, before joining the Green Bay Packers in 1992. In his current position, Thompson works closely with Seahawks General Manager Bob Ferguson in overseeing all aspects of the team's football operations department, including college and pro scouting, and the college draft. Under his coordination the club has drafted 40 players, and 35 of those players will report to camp in July including Shaun Alexander, Darrell Jackson, Koren Robinson, Steve Hutchinson, Ken Lucas and Jerramy Stevens. Six young players expected to help form the core of the Seahawks future. After just one year with the Packers, Thompson was named Director of Pro Personnel in 1993. He remained in that position until 1997, when he was named the Packers' Director of Player Personnel. A linebacker for the Oilers from 1975-84, Thompson played in 146 games, missing just one contest in his entire career. Born in Atlanta,

Thompson was a three-year starter at Southern Methodist University where he earned a bachelor's degree in business administration. He earned Academic All-Southwest Conference honors.

WILL LEWIS

Director of Pro Personnel



Will Lewis joined the Seahawks football operations staff as the team's Director of Pro Personnel on May 20, 1999, following three years with the Green Bay Packers (1997-99) scouting department. With the Packers, he worked closely with Seahawks' Executive Vice President of Football Operations & Head Coach Mike Holmgren. From 1998-99, Lewis served as the Packers' Assistant Director of Pro Personnel, following one year as a pro scout. Prior to his work with the Packers, Lewis was a defensive assistant coach for the Atlanta Falcons, under June Jones, from 1995-96. Lewis, signed by the Seahawks as an undrafted free agent cornerback in 1980, out of Millersville State (Pa.), played in 26 games returning 45 kickoffs for a 21.4-yard average and 56 punts for an 8.0-yard average, including a 75-yard touchdown, as a rookie versus the Denver Broncos. Following his Seahawks career, Lewis played three seasons with the Houston Gamblers of the USFL from 1983-85, and three seasons (1986-89) in the Canadian Football League. Lewis

began his coaching career in the NFL Europe League with the New York/New Jersey Knights from 1991-92. He also coached defensive backs at his alma mater, Millersville State, from 1992-93, before brief stints at the University of Maine (1994) and the University of West Virginia (1995). Lewis and his wife, Kimmerly, have three sons; Ryan (5/15/94), and twins Drew & Troy (9/7/95).

SCOT MCCLOUGHAN


Director of College Scouting



Scot McCloughan joined the Seahawks staff as Director of College Scouting on May 10, 2000. Since his first draft in 2001, 25 of 28 total draft choices remain on the team and will report to training camp in July, including six projected starters (WR Koren Robinson, G Steve Hutchinson, CB Ken Lucas, LB Orlando Huff, T Pork Chop Womack and TE Jerramy Stevens). Prior to accepting his position in Seattle, McCloughan worked five years in the scouting department of the Green Bay Packers. He played baseball at Wichita State before joining the Toronto Blue Jays minor league system for three years. His older brother, Dave, played safety for the Seahawks from 1993-94, and his father, Kent, played six years for the Oakland Raiders, and has been a member of their scouting staff the last 29 years. Scot and his wife, Kelli, have a one-year old son, Caden.

CHARLES FISHER

Area Scout (Midlands)



Charles Fisher enters his first season with the Seahawks after being hired June 16, 2003, as an area scout. Fisher joined Seattle after serving one season as an intern in the Green Bay Packers player personnel department. Before joining the Packers, he spent two and a half seasons in

the NFL with the Cincinnati Bengals originally. Drafted in the second round (33rd overall) in the 1999 draft, won the starting left cornerback job his rookie season. Suffered three torn ligaments in the season opener which eventually ended his playing career. Remained with the Bengals during the 2000 season and part of 2001 before being released. A second-team All-Big East performer, he majored in Sports Management. Single and a native of Aliquippa, Pennsylvania.

SCOTT FITTERER

Area Scout (West)




Scott Fitterer joined the Seahawks staff on June 25, 2001, as an area scout. Spent the previous three seasons with the New York Giants, 1998-99 as a part-time scout before being assigned to the West Coast region for the 2000 season. Was a 1995 draft pick of the

Toronto Blue Jays and worked his way up to Double-A ball as a closer for the Blue Jays farm system (1995-97) before his promising career was ended by three shoulder injuries that resulted in three separate surgeries. Was a two-sport athlete in college, playing quarterback in football and pitcher in baseball at UCLA (1992-94) and LSU (1994-95). He was second-string quarterback on the 1994 UCLA Rose Bowl team. In 1998, Fitterer returned to UCLA to earn his undergraduate degree in history. Born in Seattle on 11/4/73, he is a graduate of Kennedy High School in Seattle. Married to Cherish.

DERRICK JENSEN


Area Scout (Southwest)



Derrick Jensen begins his 12th year with the Seahawks scouting staff having been hired in 1991 after a seven-year NFL playing career as a fullback. Jensen was a third-round draft choice of the Oakland Raiders in 1979 and played in 106 games, starting 21, in his career, including a streak of 105 straight. Served as the captain of the Raiders special teams for five seasons and contributed a blocked punt, which he recovered for the first touchdown, in the Raiders 38-9 win over the Washington Redskins in Super Bowl XVIII. Also part of the Raiders Super Bowl XV championship team. Finished his Raiders career with 780 yards on 224 carries, with five touchdowns. Added 44 receptions and three scores and returned an inside kick 33 yards for a touchdown against the Giants in 1980. Two-time Southland Conference MVP while at Texas-Arlington. Finished his career with 3,346 rushing yards, the first player in conference history to top 3,000 yards. Attended Oswatomie High School in Oswatomie, Kansas. Derrick and his wife, Amanda, have a son, Davis.

MATT MALASPINA

Area Scout (Southeast)



Matt Malaspina joined the Seahawks staff on June 1, 2000. Malaspina landed in the Northwest after having spent 1999 with the Carolina Panthers in a similar capacity. Prior to the Panthers, he spent one year with National Football Scouting. Prior to joining National, he was an assistant offensive coach at Jacksonville University in Florida in 1997 and '98. Matt entered college coaching at the University of Central Florida where he worked as a coaching intern in 1997. A 1993 graduate of Central Florida, he had a brief playing career as a center for the Shreveport Pirates of the Canadian Football League, playing in 1994 and attending training camp in 1995 before owning and operating his own business in Orlando. Lives in Oviedo, Fla.

MIKE MURPHY

Area Scout (Midwest)



Mike Murphy joined the Seahawks scouting staff on May 15, 2000. A native of Vancouver, British Columbia, Murphy spent four years as a pro personnel assistant with the Kansas City Chiefs, before joining the Seahawks. A veteran coach, Murphy

began his career as an assistant at Iowa State (1990-91) before joining the staffs at Arizona Western (1992) and Bethel College (1993-94). He entered the professional ranks as the linebackers coach of the Ottawa Rough Riders from 1995-96.

JOHN PETERSON

Area Scout (Northeast)



John Peterson begins his sixth season having joined the staff in July 1997. Brings 29 years of college and professional experience to the Seahawks. Has worked in both the Canadian Football League and World League with the Ottawa Rough

Riders (1989-91) and Toronto Argonauts (1994-96) as Director of Player Personnel of the CFL and with the San Antonio Riders of the World League as Vice President/ General Manager from 1991-92. Served as the head coach at Bemidji State University from 1983-89, and was also athletic director from 1982-84. Head coach at Frostburg State University from 1977-81 and served as an assistant coach at Northern Illinois, Westminster College, and Holy Cross College. Attended Pioneer High School in Ann Arbor, Michigan, and attended Northern Michigan University and Eastern Michigan University where he played defensive end and tackle. Earned his B.S. degree from Eastern Michigan, an M.A. from Michigan State, and a Ph.D. from the University of Utah. Taught at Northern Illinois University, the University of Utah, Frostburg State, and Bemidji State. He and his wife, Wendy, have six children--four girls, Nissa-Lynn (7/24/77), Elyse (5/14/79), Hayley (10/31/89) and Brianne (6/22/93), and two boys, Preston (4/24/82) and Blair (11/8/86).

PAUL FEDERICI

Head Athletic Trainer

Head Athletic Trainer Paul Federici begins his fifth year with the Seattle Seahawks and fifth in the NFL after spending the previous five years as Vanderbilt's head athletic trainer. Federici broke into the collegiate ranks with Vanderbilt under current




Pittsburgh Steelers head athletic trainer John Norwig and assistant Tim Bream, currently head athletic trainer for the Chicago Bears, as a graduate assistant in 1986. Promoted to assistant athletic trainer at Vanderbilt in 1987, Federici worked with football, baseball and men's basketball. Named head athletic trainer for the Commodores in 1994, and was recognized as the College Athletic Trainer of the Year by the Tennessee Athletic Trainers Society. Certified by the National Athletic Trainers Association, Federici served as a test site administrator and host trainer for the organization's certification exams. A 1985 health education and athletic training graduate from Penn State, Federici earned his master's degree in health promotions at Vanderbilt in 1991. He and his wife, Teddie, have one child-Noah (7/31/97).

SAM RAMSDEN

Associate Athletic Trainer

Sam Ramsden joined the Seahawks as Associate Athletic Trainer on February 9, 1999, having served the previous six years with the Green Bay Packers. While with the Packers, his duties focused on dispensing the



teams' medications and rehabilitation, including an instrumental role in Pro Bowler Dorsey Levens return in 1998, after undergoing reconstructive knee surgery. Ramsden served as a student athletic trainer for several intercollegiate sports teams at the University of Wisconsin-La Crosse before joining the Packers staff. He received his bachelor's degree in physical education/athletic training from the La Crosse school in 1992. A La Crescent, Minn., native, he and wife Lisa live in Kirkland.



Amber Adcock
Ticket Office Assistant



Mace Aluia
Corporate Sales Manager



Chuck Arnold
Director of Ticket
Sales/Operations



Kevin Auld
Head Team Physician



Amy Austinson
Admin. Asst./Broadcasting



Julie Barber
Admin. Asst./PR



John Behrens
Facilities Manager



Blitz
Team Mascot



Bill Boehlke
Web Manager



Jeff Bower
Equipment Assistant




Melissa Boyle
Account Coordinator



Will Brantley
Ticket Sales Representative



Sarita Carter
Human Resources Coord.




Rick Crawford
Director of Broadcasting




Amy Crowder
Corporate Sales Manager



Chris Culmer
Scouting Assistant



Brian Davis
Broadcaster



Lake Dawson
Pro Personnel Assistant



Jeanne Denkmann
Admin. Asst./Community
Outreach



Duc Dinh
Fields Assistant



Giles Dowden
Corporate Sales Manager



Eric Engberg
Customer Service
Representative



Thom Fermstad
Director of Video



Lane Gammel
Asst. Director of
PR/Publications



Nesby Glasgow
Director of Player
Programs/Alumni



David Glass
Videographer/Editor



Tina Godfrey
Accounting Administrator



Rich Gonzales
Public Relations Assistant



Scott Gray
Ticket Sales Representative



Sandy Gregory
Dir. of Comm. Outreach



Brent Hanson
Fields Assistant



Evan Harding
Corporate Sales Manager



Sue Harris
Dir. of Retail Operations



Karen Harrison
Controller




Tom Headlee
Admin. Asst./Coaching



Dr. Stan Herring
Team Physician



Kristina Howell
Sponsorship Bus. Manager



John Jamison
Pro Personnel Assistant



Ron Jenkins
Executive Director of
Marketing



Paul Johns
Assistant Director of
Community Outreach



Michael Johnson
Director of Info. Systems



Nick Johnson
Internet/Mail Order Rep.



Cindy Kelley
Dir. of Human Resources



Erik Kennedy
Equipment Manager



Dr. Ed Khalfayan
Team Physician



Vikki Knopf
Retail Operations Mgr.



Charlotte Kores
Executive Assistant
GM/VP Football Ops



Kim Kwock
Client Services Coord.



Chris Lawrence
Ticket Sales Representative



Jane Lin
Admin. Asst./Coaching



Kim Lindbeck
Executive Assistant
President/Sr. Vice President



Kristine Ludwig
Account Coordinator




Steve Lund
Ticket Sales Representative



John Mallory
Video Assistant



Gina Martinez
Marketing Client Service
Manager



Mark McDaniel
Equipment Assistant



Richard McDonald
Ticket Sales Representative



Mac McNabb
Team Executive Chef



Brad Melland
Asst. Equipment Manager



Anne Mitsakos
Senior Acct. Coordinator



Melissa Montgomery
Club Seat Coordinator



Mike Moses
Ticket Sales Representative



Mike Naehr
Ticket Sales Representative



Bill Naves
Football Ops Coordinator/
Team Travel



Joseph Nicoletti
Applications
Developer/DBA



Rick Ninomiya
Director of Security



Brian O'Connell
Broadcast Coordinator



James Oglesby
Asst. Athletic Trainer



Allen Olson
Client/Server Information
Systems Administrator



Kirk Parrish
College Scouting Admin.



Dave Pearson
Director of Public Relations



Lauri Perry
Admin. Asst./Community
Outreach



Mike Peterson
Scouting Assistant



John Roche
Ticket Sales Representative



Bethany Roth
Admin. Asst./Accounting



William Saguilla
Accounting Supervisor



John Shankar
Accountant



Casey Shaw
Ticket Sales Representative



Dr. Brad Shoup
Team Physician



Patti Sipes
Corporate Hospitality
Manager




Ken Smith
Asst. Athletic Trainer



Heather Stamp
Receptionist/Mail Clerk



Steve Steensma
Client/Server Information
Systems Administrator



Eric Stokes
Pro Personnel Assistant



Joan Sullivan
Customer Relations Mgr.



Stacey Terry
Customer Service Rep.



Garrett Thiemens
Mascot Coordinator



Natalie Thomas
Receptionist



Sherri Thompson
Director of Sea Gals



Artis Twyman
Public Relations Assistant



Robert Ullman
Database Administrator



Todd Walkenhorst
Asst. Dir. of Video



Jay Warnick
Director of Fields



John Webb
Ticket Sales Manager



Teresa Widner
Admin. Asst./Pro Personnel



Arleatta Williams
Executive Assistant
Head Coach



Erin Wilshusen
Box Office Manager



James Yoshida
Security Assistant





Jeremy Young
Retail/Accounting Clerk



Seahawks in the Community

Clockwise from top left: Seahawks Vice President Mike Flood speaks at the Sea Hawks annual banquet. Seahawks Asst. Director of Community Outreach Paul Johns and former receiver helps campers at Matt Hasselbeck's Quarterback and Receiver Camp. Voice of the Seahawks Brian Davis reads Dr. Seuss to children at Springbrook Elementary in Kent, Wash. Director of Player Programs Nesby Glasgow speaks to children at one of 15 Seahawks Jr. Training Camps in the Puget Sound area.



SEATTLE SEAHAWKS QUICK FACTS WWW.SEAHAWKS.COM

Kirkland Headquarters
11220 NE 53rd Street
Kirkland, Washington 98033
425/827-9777
PR Fax 425/893-5108


Seahawks Stadium
800 Occidental Avenue South
Seattle, Washington 98134
206/381-7555

Marketing & Sales
Suite 100
206/381-7800

Pro Shop
Suite 300
206/682-2900
Fax 206/808-8314

Season Tickets
Suite 500
1-888-NFL-HAWK
Fax 206/381-7857

Box Office
Suite 600
206/381-7889
Fax 206/381-7832



C
O
A
C
H
E
S

MIKE HOLMGREN

EXECUTIVE VICE PRESIDENT
& HEAD COACH

SEAHAWKS
EXPERIENCE:
5TH YEAR
TOTAL NFL
EXPERIENCE:
18TH YEAR
NFL HEAD
COACHING:
12TH YEAR

Mike Holmgren enters his fifth season as head coach of the Seattle Seahawks after joining the club as Executive Vice President/General Manager and Head Coach on January 9, 1999. Following the 2002 season, Holmgren decided to focus solely on coaching and relinquished his duties as general manager.

"The goal of the decisions we made is to finish what we started," said Holmgren. "If that means moving some responsibility around to give us a chance to get to the Super Bowl, then let's do it. The biggest title you can have is that of Super Bowl Champ."

After a slow start in 2002, Holmgren kept his club focused and finished the season winning five of the last eight games, including three consecutive to finish the season for the first time since 1986. His offensive unit finished the year ranked seventh in total offense and third in passing while compiling more yards than any other club over the last six weeks of the season. Trent Dilfer and Matt Hasselbeck combined for a franchise-record five 300-yard passing games, and Koren Robinson became only the second receiver (Steve Largent) Seahawks history to surpass the 1,200-yard receiving mark.

In his first season with the Seahawks, Holmgren helped guide the club into their first postseason since 1988, breaking a 10-year playoff drought. The 9-7 regular season record by the 1999 Seahawks was the best mark since posting a similar record in 1990.

By leading Seattle into the postseason, he became just the second coach in team history to take the Seahawks to the playoffs, and just the third coach in NFL history to guide a team to at least seven straight postseasons, joining Tom Landry (nine years, and eight years) and Chuck Noll (eight years).

The 2000 campaign saw Holmgren continue to mold the Seahawks into his vision, revamping the roster and adding players that will be the backbone of the Seahawks for seasons to come. He suffered his first losing season as a head coach, posting a 6-10 record with his young roster (AFC-high 17 rookie or first-year players) while shaping the team financially for years to come.

It is that financial foundation that has allowed the club to retain key unrestricted free agents Anthony Simmons, Chris Terry and Antonio Cochran while adding key free agents John Randle, Chad Eaton and Trent Dilfer over the last couple of seasons. Those acquisitions have provided the club with a strong leadership base while complementing highly regarded drafts which includes six first-round choices (DE Lamar King, RB Shaun Alexander, T Chris McIntosh, WR Koren Robinson, G Steve Hutchinson and TE Jerramy Stevens) during his four seasons as general manager.

In 2001, Holmgren guided that young roster back to winning form and bounced back to post a 9-7 record. That was good for second place in the AFC West and equalled the team's best mark since 1999 and 1990. The team won three of its last four contests and just missed the playoffs, being eliminated in the final week of the regular season.

Holmgren took control of the Seahawks following one of the most successful coaching stints in league history as the head coach of the Green Bay Packers from 1992-98 that included a 75-37 (.670) regular season record, a 9-5 (.643) postseason mark, and two Super Bowl appearances, including a 35-21 victory over the New England Patriots in Super Bowl XXXI played in New Orleans. By winning at least one game in five consecutive postseasons (1993-97) Holmgren joined John Madden (1973-77) as the only coaches in league history to accomplish the feat.

From 1995-98, Holmgren's Packers posted an NFL-best 48-16 (.762) record, finished first in the NFC Central Division three times, second once and posted a 7-3 mark in the playoffs.

By taking the Packers to six consecutive postseasons (1993-98), Holmgren established a franchise record, with a team that had recorded just two winning seasons in the 19 years before he was hired.

In 17 NFL seasons (1999-2002 head coach Seattle, 1992-98 head coach Green Bay, 1986-91 assistant coach San Francisco) Holmgren's teams have posted a 177-93-1 (.655) record, hit double digits in the win column 10 times, made the postseason 12 times, won three Super Bowls (XXXI, XXIV, XXIII) and reached another (Super Bowl XXXII).

Holmgren's 1996 team that won the Super Bowl, led the NFL in scoring with a team-record 456 points and also led the league in defensive scoring, a feat that had not been accomplished since 1972.

Before becoming the Packers head coach, Holmgren served as an assistant coach of the San Francisco 49ers from 1986-91. He coached the quarterbacks from 1986-88, under Head Coach Bill Walsh and was the team's offensive coordinator from 1989-91, under George Seifert. During his tenure in San Francisco, the 49ers posted a 71-23-1 (.753) regular season record to reach the postseason each year, and won Super Bowl XXIII over Cincinnati and Super Bowl XXIV over Denver. As offensive coordinator in 1989, the 49ers boasted the NFL's top-ranked offense.

Prior to joining the 49ers staff, Holmgren coached the quarterbacks at Brigham Young University from 1982-85, including a national

championship in 1984. He also served as the offensive coordinator/quarterbacks coach at San Francisco State in 1981.

As a quarterback at San Francisco's Lincoln High School, Holmgren was named 1965's "Prep Athlete of the Year," before continuing his playing career at the University of Southern California from 1966-69. He was drafted by the St. Louis Cardinals in the eighth round of the 1970 draft and went to camp with both the Cardinals and the Jets that year.

Holmgren's coaching career began in 1971 at his alma mater Lincoln High, where he also taught history. One year later, he moved to San Francisco's Sacred Heart High as a teacher and assistant coach. He also coached at Oak Grove High from 1975-80.

He received a Bachelor of Science Degree from USC in 1970.

Holmgren returned to the NFL's influential Competition Committee Feb. 6, 2002, after a three-year layoff. He served as co-chair of the Committee along with Buccaneers General Manager Rich McKay, having taken over for Don Shula, from 1996-98.

Mike and his wife, Kathy, have four daughters-twins Calla and Jenny (9/27/73), Emily (1/21/77), Gretchen (7/14/81) and two granddaughters, Emma and Emerson.

ACTIVE COACHES WITH 100 CAREER WINS

	Regular Season				Postseason				Career			
	W	L	T	Pct.	W	L	T	Pct.	W	L	T	Pct.
1. Dan Reeves, Den, NYG, Atl	187	155	2	.547	11	9	0	.550	198	164	2	.547
2. Schottenheimer, Cle, KC, Wash, SD	161	101	1	.614	5	11	0	.313	166	112	1	.597
3. Bill Cowher, Pit	109	66	1	.622	7	8	0	.467	116	74	1	.610
4. Mike Holmgren, GB, Sea	106	70	0	.602	9	6	0	.600	115	76	0	.602

ALL-TIME SEAHAWKS COACHING RECORDS

		Regular Season				Postseason		
		W	L	T	Pct.	W	L	Pct.
1976-82*	Jack Patera	35	59	0	.372	---	---	---
1982	Mike McCormack	4	3	0	.571	---	---	---
1983-91	Chuck Knox	80	63	0	.559	3	4	.429
1992-94	Tom Flores	14	34	0	.291	---	---	---
1995-98	Dennis Erickson	31	33	0	.484	---	---	---
1999-	Mike Holmgren	31	33	0	.484	0	1	.000

* Patera was replaced by Mike McCormack after two games of the 1982 season.

HOLMGREN'S HEAD COACHING RECORD

YEAR	TEAM	W	L	T	PCT.	FINISH
1992	Green Bay	9	7	0	.563	2nd, NFC Central
1993	Green Bay	9	7	0	.563	3rd, NFC Central <i>Wild Card victory over Detroit, 28-24</i> <i>Divisional Playoff loss to Dallas, 27-17</i>
1994	Green Bay	9	7	0	.563	2nd, NFC Central <i>Wild Card victory over Detroit, 16-12</i> <i>Divisional Playoff loss to Dallas, 35-9</i>
1995	Green Bay	11	5	0	.688	1st, NFC Central <i>Wild Card victory over Atlanta, 37-20</i> <i>Divisional playoff victory over San Francisco, 27-17</i> <i>NFC Championship loss to Dallas, 38-27</i>
1996	Green Bay	13	3	0	.813	1st, NFC Central <i>Divisional playoff victory over San Francisco, 35-14</i> <i>NFC Championship victory over Carolina, 30-13</i> <i>Super Bowl XXXI victory over New England, 35-21</i>
1997	Green Bay	13	3	0	.813	1st, NFC Central <i>Divisional playoff victory over Tampa Bay, 21-7</i> <i>NFC Championship victory over San Francisco, 23-10</i> <i>Super Bowl XXXII loss to Denver, 31-24</i>
1998	Green Bay	11	5	0	.688	2nd, NFC Central <i>Wild Card loss to San Francisco, 30-27</i>
1999	Seattle	9	7	0	.564	1st, AFC West <i>Wild Card loss to Miami, 20-17</i>
2000	Seattle	6	10	0	.375	4th, AFC West
2001	Seattle	9	7	0	.564	2nd, AFC West
2002	Seattle	7	9	0	.438	3rd, NFC West
REGULAR SEASON (11 YEARS)		106	70	0	.602	
POSTSEASON (SEVEN YEARS)		9	6	0	.600	
COMBINED RECORD		115	76	0	.602	

HOLMGREN'S COACHING CAREER

1971	Lincoln High School (San Francisco, Ca.): <i>Assistant Coach</i>
1972-74	Sacred Heart High School (San Francisco, Ca.): <i>Assistant Coach</i>
1975-80	Oak Grove High School (San Jose, Ca.): <i>Assistant Coach</i>
1981	San Francisco State University: <i>Offensive Coordinator/Quarterbacks</i>
1982-85	Brigham Young University: <i>Quarterbacks Coach</i>
1986-88	San Francisco 49ers: <i>Quarterbacks Coach</i>
1989-91	San Francisco 49ers: <i>Offensive Coordinator</i>
1992-98	Green Bay Packers: <i>Head Coach</i>
1999-02	Seattle Seahawks: <i>Executive V.P. of Football Operations/General Manager & Head Coach</i>
2003-	Seattle Seahawks: <i>Head Coach</i>

HOLMGREN IS IN RANGE OF CATCHING

	Regular Season				Postseason				Career			
	W	L	T	Pct.	W	L	T	Pct.	W	L	T	Pct.
1. Don Shula	328	156	6	.676	19	17	0	.528	347	173	6	.665
17. Mike Ditka	121	95	0	.560	6	6	0	.500	127	101	0	.557
18. Jim Mora	125	106	0	.541	0	6	0	.000	125	112	0	.527
19. George Seifert	114	62	0	.648	10	5	0	.667	124	67	0	.649
20. Sid Gillman	122	99	7	.550	1	5	0	.167	123	104	7	.541
21. George Allen	116	47	5	.705	2	7	0	.222	118	54	5	.681
22. Bill Cowher	109	66	1	.622	7	8	0	.467	116	74	1	.610
23. Mike Holmgren	106	70	0	.602	9	6	0	.600	115	76	0	.602
24. Don Coryell	111	83	1	.572	3	6	0	.333	114	89	1	.561
25. John Madden	103	32	7	.750	9	7	0	.563	112	39	7	.731

HOLMGREN VS. NFL

	TEAM	REGULAR SEASON	POSTSEASON	TOTAL
AMERICAN FOOTBALL CONFERENCE	Baltimore Ravens	1-0	---	1-0
	Buffalo Bills	3-2	---	3-2
	Cincinnati Bengals	4-0	---	4-0
	Cleveland Browns	2-1	---	2-1
	Denver Broncos	4-5	0-1	4-6
	Houston Texans	---	---	---
	Indianapolis Colts	0-2	---	0-2
	Jacksonville Jaguars	3-0	---	3-0
	Kansas City Chiefs	4-5	---	4-5
	Miami Dolphins	1-3	0-1	1-4
	New England Patriots	1-1	1-0	2-1
	New York Jets	1-1	---	1-1
	Oakland/L.A. Raiders	4-4	---	4-4
	Pittsburgh Steelers	3-1	---	3-1
San Diego Chargers	7-2	---	7-2	
Tennessee/Houston	2-0	---	2-0	
NATIONAL FOOTBALL CONFERENCE	Arizona Cardinals	1-1	---	1-1
	Atlanta Falcons	3-1	1-0	4-1
	Carolina Panthers	2-1	1-0	3-1
	Chicago Bears	13-2	---	13-2
	Dallas Cowboys	3-4	0-3	3-7
	Detroit Lions	9-6	2-0	11-6
	Green Bay Packers	1-0	---	1-0
	Minnesota Vikings	6-9	---	6-9
	New Orleans Saints	3-0	---	3-0
	New York Giants	2-3	---	2-3
	Philadelphia Eagles	3-5	---	3-5
	St. Louis/L.A. Rams	6-3	---	6-3
	San Francisco 49ers	2-2	3-1	5-3
	Seattle Seahawks	1-0	---	1-0
Tampa Bay Buccaneers	11-4	1-0	12-4	
Washington Redskins	0-2	---	0-2	
CAREER TOTALS		106-70	9-6	115-76


TOP RECORDS AMONG ACTIVE COACHES 1995-2002 (Regular Season)

- | | | | |
|----|---|--------------|-------------|
| 1. | Mike Shanahan, Denver | 81-47 | .634 |
| 2. | <i>Mike Holmgren, Green Bay & Seattle</i> | <i>79-49</i> | <i>.617</i> |
| 3. | Bill Cowher, Pittsburgh | 77-50-1 | .605 |

ASSISTANT COACHES

GIL HASKELL

OFFENSIVE COORDINATOR



**SEAHAWKS
EXPERIENCE:
4TH YEAR
NFL
EXPERIENCE:
21ST YEAR**

Named to his current position on January 20, 2000, Haskell joins his long-time friend and peer Mike Holmgren. As the team's offensive coordinator, Haskell works closely with Holmgren in implementing an innovative and precise offensive scheme. His sole responsibility is guiding the offense.

In his first year as offensive coordinator for Seattle, Haskell oversaw the AFC's top-ranked (2nd NFL) red zone offense, scoring 60.9% of the time. His offense gained 292.5 yards per game, threw for 185.0 yards and rushed for 107.5 yards, ranking 11th in each category in the AFC.

Haskell's 2001 offensive plan tailored to the running style of second-year back Shaun Alexander. His schemes helped Alexander enjoy a breakout year and rush for the NFL's fourth-best performance with 266 yards vs. Oakland. Add Ricky Watters in the mix and Seattle ranked fifth in the AFC (9th NFL) with 121.0 yards per game. Overall, Seattle's offense increased to 298.3 yards per game.

In 2002, Haskell guided a Seattle aerial attack that ranked third in the NFL averaging 254.9-yards a game. Seattle also set a franchise record gaining 5,818 total offensive yards that included a franchise-record three 500-yard games of total offense. Haskell coordinated an offense that allowed QB Matt Hasselbeck to finish the season ranked first in the NFC with a 63.7 completion percentage and second in the NFC with a 87.8 passer rating. Not only did the offense excel through the air, Haskell kept RB Shaun Alexander on track setting a franchise record with 16 rushing and 18 total touchdowns.

Haskell joined the Seahawks after serving in

the same capacity for the Carolina Panthers (1998-99) where his offense finished sixth in the NFL in 1999, with 355.4 yards per game in total offense, including the second ranked passing attack in the NFL with 260.1 passing yards per game. He orchestrated an offense in 1999 that set team records in total yards (5,686), points (421) and passing yards (4,161), and also sent three players (QB Steve Beuerlein, WR Mushin Muhammad and TE Wesley Walls) to the Pro Bowl.

The 21-year NFL coaching veteran rejoined Holmgren after serving six seasons (1992-97), three as wide receivers coach (1995-97) and three as running backs coach (1992-94), for the Green Bay Packers.

While receivers coach under Holmgren, Haskell coached the Packers record-setting Pro Bowl receiving duo Antonio Freeman and Robert Brooks.

Before his tenure with the Packers, Haskell entered the NFL in 1983 and served nine seasons for the Los Angeles Rams (1983-91), the first four as special teams coach, four seasons as running backs coach, and one as tight ends/special teams coach. Haskell coached three 1,000-yard rushers (Eric Dickerson, Greg Bell, Charles White) and sent two to the Pro Bowl (Dickerson, White) during his four years

HASKELL'S COACHING CAREER

- 1978-82 University of Southern California
Special Teams & Wide Receivers
- 1983-86 Los Angeles Rams
Special Teams
- 1987-90 Los Angeles Rams
Running Backs
- 1991 Los Angeles Rams
Tight Ends/Special Teams
- 1992-94 Green Bay Packers
Running Backs
- 1995-97 Green Bay Packers
Wide Receivers
- 1998-99 Carolina Panthers
Offensive Coordinator
- 2000- Seattle Seahawks
Offensive Coordinator

coaching the position.

Directing special teams, Haskell's unit was ranked number one. Led by 1984 Pro Bowler punt returner Henry Ellard, Haskell's units ranked first in the NFL in 1984 and 1985. After the 1985 season, Ellard's 13.51 punt return average was an NFL record for highest career average. Haskell also sent KR Ron Brown and P Dale Hatcher to the 1985 Pro Bowl.

Prior to a distinguished NFL career, his late uncle, Dr. William O'Grady, was part owner of the San Francisco 49ers, and before leaving for USC in 1978, Haskell worked for the 49ers for 22 years.


Haskell spent five seasons as wide receivers and special teams coach for the University of Southern California (1978-82) and nine years at San Francisco's St. Ignatius High School (1969-77), serving as head coach the final five seasons.

Last season he was reunited with his former St. Ignatius assistant coach, Bill Laveroni, who was hired to be Assistant Offensive Line coach.

Haskell and his wife, Nancy, have four grown daughters, Paula, Patty, Jenny and Julie. The couple lives in Kirkland.

RAY RHODES

DEFENSIVE COORDINATOR



SEAHAWKS
EXPERIENCE:
1ST YEAR
NFL
EXPERIENCE:
23RD YEAR

When Ray Rhodes joined the Seahawks as defensive coordinator February 5, 2003, he knew the task that lay ahead. His job--continue a trend he's enjoyed throughout his career of taking defenses that rank toward the bottom before his arrival and turning them around and fashion a top-10 squad. Rhodes wasted no time working to achieve that goal spending hours upon hours watching film and evaluating the 2002 Seattle defense the very day he was hired.

It was Rhodes' defensive vision and motivation that helped retain key free agents LB Anthony Simmons and DE Antonio Cochran, and lure FS Damien Robinson and LB Randall Godfrey into the defensive fold.

Rhodes has 22 years of NFL experience as a coach, including 11 as either defensive coordinator or head coach. As a coordinator, only one of his defensive units has finished outside of the top 10.

Rhodes and Holmgren reunite after Rhodes served in the same position for the Green Bay Packers from 1992-93. While in Green Bay, Rhodes improved the Packers defense to second in the NFL in his two seasons, and in 1993, helped the Holmgren-led Packers to their first

playoff appearance since 1982. He produced a pair of Pro Bowlers his second season (S LeRoy Butler and DE Reggie White), the first time that had happened in 15 seasons. Safety Chuck Cecil earned a Pro Bowl nod under his tutelage in 1992.

Prior to joining the Seahawks, Rhodes spent two seasons in Denver as defensive coordinator where he took a 24th ranked defense from 2000 and improved it to eighth in 2001, and sixth in 2002. Three players received Pro Bowl invitations following his first season (CB Deltha O'Neal, DT Trevor Pryce and LB Al Wilson) while Pryce and Wilson repeated last year.


In 2000 with Washington, Rhodes improved the Redskins defensive ranking to fourth in the NFL after inheriting a unit that ranked 30th the previous year. His defense allowed the fewest first downs (254), total net yards (4,474), and points (269) by a Redskins team since 1992, and produced more sacks than any Washington club since 1991. In addition, two of his stand-outs--DE Marco Coleman and CB Champ Bailey--made the Pro Bowl.

Rhodes was head coach in Green Bay for the

RHODES TO IMPROVEMENT

The following chart shows Ray Rhodes' successful turnaround in his teams' rank after assuming the role of defensive coordinator.

	Before Rhodes	After Rhodes
Green Bay	10 (1991)	2 (1993)
San Francisco	15 (1993)	8 (1994)
Washington	30 (1999)	4 (2000)
Denver	24 (2000)	6 (2002)



1999 season when he led the Packers to an 8-8 record his only season at the helm.

Before Green Bay, Rhodes spent four seasons as head coach of the Philadelphia Eagles earning NFL Coach of the Year in his initial season, 1995. He guided the Eagles to the playoffs with a 10-6 record that season and advanced to the NFC Divisional Playoff round. It was the first of two consecutive postseason trips for Rhodes' Philadelphia club, making him the only head coach in the Eagles' 67-year history to qualify for the playoffs in each of his first two seasons. His overall record as a head coach is 37-42-1 (.469).

Before joining Philadelphia in 1995 and his short tenure in Green Bay from 1992-93, Rhodes was defensive coordinator for San Francisco's 1994 World Championship team. His arrival saw a defensive improvement from ranking 15th in 1993 to eighth in 1994. He orchestrated a stellar defense filled with new faces. In fact, of that unit's 11 starters, six were new to the team in 1994. That reshaped unit went on to log 35 takeaways and five defensive touchdowns. His squad shut down the San Diego Chargers in the Super Bowl. A unit led by four Pro Bowlers: S Merton Hanks, S Tim McDonald, CB Deion Sanders and DT Dana Stubblefield.

Rhodes, 52, began his coaching career in 1981, spending two seasons as assistant secondary coach before being promoted to defensive backs coach for the 1983-91 seasons. He went on to become one only four men to serve on the coaching staff of all five of the 49ers' Super Bowl winning teams (George Seifert, Bobb McKittrick and Bill McPherson). In Rhodes 12 seasons as a 49ers assistant, the team earned postseason berths 10 times and advanced to the NFC Championship Game on

seven occasions.

In 1981, his first season as an assistant, Rhodes helped the 49ers win Super Bowl XVI with three rookies starting in the defensive backfield--CB Ronnie Lott, CB Eric Wright and S Carlton Williamson. As the 49ers secondary coach through 1991, he also saw those same three players, plus S Dwight Hicks, reach the Pro Bowl, among the 16 total Pro Bowl invitations earned by his defensive backfield pupils.

Born October 20, 1950, in Mexia, Texas, Raymond Earl Rhodes graduated from Mexia High School where he earned all-state honors in football as a running back and defensive back. He also lettered in track and field, helping the school reach the state basketball finals.

As a collegian, Rhodes spent two years as a running back at Texas Christian University (1969-70) before transferring to the University of Tulsa (1972-73).

Selected by the New York Giants in the 10th round of the 1974 NFL Draft, he played wide receiver in his first three NFL seasons, including 1975 when he led all NFC receivers with a 20.7 yards-per-catch average. Two years later, however, Rhodes was switched to defensive back by the Giants and won a starting job at cornerback. In 1979, he was sent to San Francisco as as part of a four-player trade that also saw Tony Dungy presently the head coach of the Indianapolis Colts, sent from the 49ers to the Giants.

Rhodes and his wife, Carmen, have four daughters: Detra, Candra, Tynesha and Raven.

RHODES' COACHING CAREER

1981-82	San Francisco 49ers <i>Assistant Secondary</i>
1983-91	San Francisco 49ers <i>Defensive Backs</i>
1992-93	Green Bay Packers <i>Defensive Coordinator</i>
1994	San Francisco 49ers <i>Defensive Coordinator</i>
1995-98	Philadelphia Eagles <i>Head Coach</i>
1999	Green Bay Packers <i>Head Coach</i>
2000	Washington Redskins <i>Defensive Coordinator</i>
2001-02	Denver Broncos <i>Defensive Coordinator</i>
2003-	Seattle Seahawks <i>Defensive Coordinator</i>

PETE RODRIGUEZ

SPECIAL TEAMS COORDINATOR



**SEAHAWKS
EXPERIENCE:
6TH YEAR
NFL
EXPERIENCE:
16TH YEAR**

Begins his 16th season as an assistant in the National Football League and sixth with the Seahawks. Named to the Seahawks coaching staff on February 9, 1998, as the team's Assistant Head Coach/Special Teams, and was retained by Mike Holmgren during the '99 offseason in the position of Special Teams Coordinator.

Widely regarded as one of the top special teams coaches in the NFL, evidenced by being named Special Teams Coach of the Year in 1992 and 1999 and Special Teams Coach of the Decade in the '90s by the *Dallas Morning News*.

Return schemes in 2003 allowed Bobby Engram to rank fifth in the NFC with a 10.7 punt-return average, that included a 61-yard touchdown return.

His 2001 special teamers ranked fourth in the AFC (6th NFL) holding opponents kick returns to a paltry 19.9 yards per return while his kickoff return schemes allowed Charlie Rogers to net good field position in last-second wins at Cleveland and at San Diego.

Oversaw a group in 2000 that ranked fifth overall in special teams, placing second in the AFC (3rd NFL) in average drive start (31.6 yd. line) according to the *Dallas Morning News*. The team also finished fourth in the NFL in kickoff return (24.2 avg.) and kickoff coverage (19.3 avg.).

His 1999 squad ranked first in special teams, following a fifth-place finish in 1998, according to the *Dallas Morning News*.

Entered the NFL as the Los Angeles Raiders special teams coach (1988-89). Served in a similar capacity with the Phoenix Cardinals (1990-93) before joining the Washington Redskins staff (1994-97). Prior to entering the NFL he worked with the USFL's Michigan Panthers as a defensive line coach from 1983-84. Also coached with the USFL's Denver Gold (1985) and Jacksonville Bulls (1986), while

spending one year in the CFL with the Ottawa Rough Riders (1987). Has tutored five Pro Bowl punters, including Washington's Matt Turk, who led the NFL in net punting in 1997.

Broke into coaching as a graduate assistant at Arizona (1968-69) and later served as defensive coordinator at Western Illinois (1970-73), Florida State (1974-75) and Iowa State (1976-78) before a four-year stint as head coach at Western Illinois from 1979-82. Also made a stop as defensive coordinator at Northern Iowa in 1986.

Played guard and linebacker at Western State College in Colorado. Earned his bachelor and master degrees from WSC and master's of education from the University of Arizona.

A Chicago native, and diehard Cubs fan, he

RODRIGUEZ' COACHING CAREER

1968-69	University of Arizona <i>Graduate Assistant</i>
1970-73	Western Illinois <i>Defensive Coordinator</i>
1974-75	Florida State <i>Defensive Coordinator</i>
1976-78	Iowa State <i>Defensive Coordinator</i>
1979-82	Western Illinois <i>Head Coach</i>
1983-84	Michigan Panthers (USFL) <i>Defensive Line</i>
1985	Denver Gold (USFL) <i>Defensive Line</i>
1986	Jacksonville Bulls (USFL) <i>Defensive Line</i>
1987	Ottawa Rough Riders (CFL) <i>Defensive Line</i>
1988-89	Los Angeles Raiders <i>Special Teams</i>
1990-93	Phoenix Cardinals <i>Special Teams</i>
1994-97	Washington Redskins <i>Special Teams</i>
1998	Seattle Seahawks <i>Assistant Head Coach/Special Teams</i>
1999-	Seattle Seahawks <i>Special Teams Coordinator</i>

and his wife, Sherry, reside in Kirkland. Their family includes daughters Regina, a Denver attorney and granddaughter Nya. Daughter Marla is Director of Sports Media at the

University of Denver and has a stepdaughter, Lori Brown, Mrs. Missouri 2001, Has two grandchildren, Colby and Riley, and a stepson, John Allen.

TERYL AUSTIN

DEFENSIVE BACKS



**SEAHAWKS
EXPERIENCE:
1ST YEAR
NFL
EXPERIENCE:
1ST YEAR**

Named to his current position on February 7, 2003, Teryl Austin embarks upon his first NFL season as Seattle's defensive backs coach.

Before joining the Seahawks, Austin served 12 seasons at the collegiate level. Most recently, he enjoyed four seasons as defensive backs coach at the University of Michigan (1999-2002).

Austin, 38, is no stranger to NFL caliber talent. Before moving on to Michigan while coaching at Syracuse from 1996-98, he mentored All-Americans Donovan Darius and Kevin Abrams. Darius was also named the 1997 BIG EAST Conference Player of the Year, and went on to become a first-round NFL Draft pick with fellow defensive back Tebucky Jones--the first time in Syracuse history that two Orangemen were selected in the first round. Also coached NFL caliber talent in Will Allen (Giants) and Keith Bulluck (Titans) at Syracuse.

Austin helped lead teams to seven consecutive bowl births from 1996-2002--three consecutive with Syracuse and four with the Wolverines.

Before his three-year tenure with the Orangemen, Austin spent three seasons as the secondary coach at Wake Forest from 1993-95.


Austin broke into the coaching ranks as a graduate assistant at Penn State.

A 1988 graduate of Pittsburgh with a bachelor's degree in communications, Austin was a three-year starter and four-year letterman (1984-87) for the Panthers football team. He

played in both the 1984 Fiesta and the 1987 Bluebonnet Bowls.

After graduation, Austin competed in the training camps of the Washington Redskins and Hamilton Tiger-Cats before playing for the Montreal Machine of the World League of American Football in 1991.


Austin and his wife, April, are the parents of five children--three sons, Tyler, Trey and Torin, and two daughters, Alexa and Alivia.



AUSTIN'S COACHING CAREER

- 1991-92 Penn State
Graduate Assistant
- 1993-95 Wake Forest University
Defensive Backs
- 1996-98 Syracuse University
Defensive Backs
- 1999-02 University of Michigan
Defensive Backs
- 2003- Seattle Seahawks
Defensive Backs

DWAIN BOARD DEFENSIVE LINE



**SEAHAWKS
EXPERIENCE:
1ST YEAR
NFL
EXPERIENCE:
14TH YEAR**

Seattle made significant moves during the offseason to shore up a defense that ranked last against the run in 2002, one of which was hiring former San Francisco 49ers defensive line coach Dwaine Board on January 29, 2003.

Board was part of a 49ers defensive staff in 2002 that schemed a defense that ranked second in the NFC (7th NFL) against the run allowing an average of 103.3-yards/game. Board's line also contributed to a defense that ranked fourth in the NFC (7th NFL) in sacks, while coaching DT Bryant Young to his fourth Pro Bowl.

Before joining Seattle, Board previously served 23 years in the 49ers organization, 10 as a player (1979-88) and 13 as a coach. He began his coaching career in 1990 as a San Francisco defensive line assistant before being promoted to defensive line coach in 1994.

In 13 seasons as a coach, Board has sent players to 10 Pro Bowls, including Dana Stubblefield who was named 1997 NFL Defensive Player of the Year.

Board and Mike Holmgren were on the same 49ers teams from 1990-91.



In 2001, Board's defensive line was anchored by three-time Pro Bowler Bryant Young and the return of Dana Stubblefield. He also tutored rookie lineman Andre Carter, who led the team in sacks with 6.5.

The 2000 season was led by Young and Brentson Buckner, who combined for 16.5 sacks.

Young was the bright spot of Board's 1999 defensive line. Returning to the starting lineup after a career-threatening injury in 1998, Young recorded 11 sacks, was voted Comeback Player of the Year by Associated Press and was invited to his second Pro Bowl. Under Board, the 1998 defensive unit recorded 51.0 sacks to rank second in the NFL including Chris Doleman's 15.0 that ranked second in the NFC (3rd NFL). Board was a factor in the development of Stubblefield in 1997, who was named NFL Defensive Player of the Year after a career-high 15.0 sacks.

A member of four world championship 49ers teams as a player and coach, Board recorded 61.0 career sacks and eight more in the postseason from 1979-88. His four tackles, two sacks and constant pressure in Super Bowl XIX, earned him Defensive Player of the Game honors in San Francisco's 38-16 win over Miami.

A graduate of Franklin County (VA) High, Board was three-time All-America selection at North Carolina A&T and a fifth-round draft choice of the Steelers in 1979.

Following his release by Pittsburgh, Board signed with the 49ers and registered a team-leading seven sacks as a rookie in 1979. He retired following the 1988 campaign, after joining the Saints midseason.


Born in Rocky Mount, Va., "Pee Wee" and his wife, Lynne, have three daughters; Camille, Allie and Tessa Raine.

BOARD'S COACHING CAREER

- 1990-93 San Francisco 49ers
Defensive Line Assistant
- 1994-02 San Francisco 49ers
Defensive Line Coach
- 2003- Seattle Seahawks
Defensive Line Coach

NOLAN CROMWELL

WIDE RECEIVERS



**SEAHAWKS
EXPERIENCE:
5TH YEAR
NFL
EXPERIENCE:
13TH YEAR**

Named to his current position on January 14, 1999, Nolan Cromwell enters his 24th NFL season; the first 11 as a Pro Bowl-caliber safety and the last 12 as an assistant coach.

Cromwell has been instrumental in the development of Seattle's exciting tandem of Darrell Jackson and Koren Robinson. Jackson, who led all rookie receivers in catches, yards and touchdowns in 2000, followed with a 70-catch season in 2001 and became the first Seahawks receiver to eclipse the 1,000-yard mark since Joey Galloway (1998). Despite missing three games in 2002 (concussion), Jackson still finished second on the team with 62 catches for 877 yards.

With Jackson's absence last season, Koren Robinson turned potential into reality becoming the only Seahawks receiver beside Hall of Famer Steve Largent to go over the 1,200-yard mark leading the team with 78 catches, 1,240 yards and five touchdowns while finishing second in the NFC with a 15.9-yard/catch average (at least 60 receptions).

His 2002 receiving corps helped set franchise records for most 300-yard (5) and 400-yard (2) passing games.

In 1999, he helped Derrick Mayes have a career year, leading the team in receptions (62) and touchdowns (10).

In 1998, Cromwell coached the Green Bay Packers' wide receivers under Mike Holmgren, after serving as special teams coach from 1992-97.

Cromwell's receiving corps included Pro Bowl standout Antonio Freeman who established career-highs leading the NFL with 1,424 yards on 84 receptions. Overall, the Packers passing game accounted for 33 touchdowns while helping guide the team to a sixth-consecutive postseason appearance.

Before taking over the wide receivers, Cromwell coached Green Bay's aggressive special teams units. One of the league's most feared punt return teams, the Packers paced the NFL in 1996 with a 15.1-yard return average. That year, his group of field position warriors also led the league by scoring 24 points, and adding another two touchdowns in the postseason en route to a Super Bowl XXXI victory. On five different weekends in the '96 season, one of Cromwell's players was honored as Special Teams Player of the Week.

Prior to taking on duties with the Packers, Cromwell coached on John Robinson's Los Angeles Rams staff as a defensive & special teams assistant in 1991.

A second-round draft choice by the Rams in 1977, Cromwell played his entire 11-year career for Los Angeles, earning four Pro Bowl berths, an NFC Defensive Player of the Year award (Kansas City Committee of 101) in 1980, and an NFL Defensive Back of the Year award (Football Digest) in 1984.

He ended his Rams career as the team's all-time leader in interception return yardage with 671 yards on 37 picks. He was also a member of the Rams' Super Bowl XIV team following the 1979 season.

An All-America wishbone quarterback at Kansas, Cromwell established an NCAA rushing record for quarterbacks with 294 yards as a junior, after playing safety his first two collegiate seasons. Also, an accomplished decathlete in track.

Born on January 30, 1955, in Kansas, Nolan and his wife, Mary, have two children, Lance (6/15/86) and Jennifer (4/13/88).

CROMWELL'S COACHING CAREER

- 1991 Los Angeles Rams
Defense/Special Teams Assistant
- 1992-97 Green Bay Packers
Special Teams
- 1998 Green Bay Packers
Wide Receivers
- 1999- Seattle Seahawks
Wide Receivers

BILL GILLESPIE

STRENGTH & CONDITIONING ASSISTANT



**SEAHAWKS
EXPERIENCE:
1ST YEAR
NFL
EXPERIENCE:
1ST YEAR**

Named to his current position on March 11, 2003, Bill Gillespie embarks upon his first year in the professional ranks after 20 seasons as a collegiate strength and conditioning coach.

After leaving the University of Washington in the spring of 2002, Gillespie coached defensive line and served as the strength coach for Decatur High School.

Gillespie spent 11 seasons at Washington from 1991 through September 2002, being promoted to director of strength and conditioning in 1999. After taking over the program, the Huskies made three consecutive bowl appearances, including a Rose Bowl victory in 2000. Gillespie was named National Strength Coach of the Year that season after the Huskies finished 11-1 (3rd AP/Coaches Poll) and eight of 11 games were either come from behind or fourth-quarter victories. Was a finalist for National Strength Coach of the Year in 2001.

Before Washington, he served as the assis-

tant strength and conditioning and track coach at Liberty University from 1983-91, with one year (1986) as head track coach.

Spent one season as an assistant track coach at Heritage High School in Lynchburg, Virginia, before making the jump to college.


Gillespie is also a 21-time world record holder in the bench press. His lift of 701 pounds is currently the second-best drug-tested lift of all time. He is also a nine-time World Champion in the bench press.

A Tacoma, Washington, native Gillespie was a four-time All-America in the shot put at Liberty and was a two-time small college National Champion.

Gillespie and his wife Anita have two children, son Cameron (8/26/87) and daughter Rachel (6/4/90).

GILLESPIE'S COACHING CAREER

- 1983 Heritage H. S. (Lynchburg, Va.)
- 1983-91 Liberty University
Assistant Strength & Track
- 1991-98 University of Washington
Assistant Strength & Conditioning
- 1999-01 University of Washington
Director of Strength & Conditioning
- 2002 Decatur H. S. (Decatur, Wash.)
Defensive Line & Strength Coach
- 2003- Seattle Seahawks
Assistant Strength & Conditioning



Cromwell has developed one of the finest receiving corps in the NFL.

KENT JOHNSTON

HEAD STRENGTH & CONDITIONING




**SEAHAWKS
EXPERIENCE:
5TH YEAR
NFL
EXPERIENCE:
17TH YEAR**

Named to his current position on January 14, 1999, Kent Johnston is in his 23rd year of coaching collegiate and professional athletes in strength, conditioning and nutrition.

Johnston originally joined Head Coach Mike Holmgren in Green Bay where he served in a similar capacity from 1992-98. One of his primary duties entailed the rehabilitation of injured players, while also serving as a resource for developing nutrition programs that varied for each individual.

A unique aspect of Johnston's conditioning program has been the coordination of karate and yoga classes during the offseason to increase both cardiovascular capacity and coordination.



In 1997, Johnston was honored as "Strength and Conditioning Coach of the Year" by the Professional Football Strength and Conditioning Coaches' Society.

Prior to joining the Packers, Johnston spent five years (1987-91) in the weight room of the Tampa Bay Buccaneers, where he was hired by Head Coach Ray Perkins.

From 1983-86, he was a member of Ray Perkins' University of Alabama staff where he helped develop a number of NFL players.

Johnston began his coaching career at Teague High School in Texas (1978) before entering the collegiate ranks at Northwestern (La.) State (1979). He spent two years at Northeast Louisiana (1980-81) and one year at Willis High in Texas (1982) before joining the Crimson Tide staff.

A graduate of Stephen F. Austin where he played defensive back, Johnston earned his Master's Degree in Physical Education from Alabama in 1984.

Born February 21, 1956, in Mexia, Texas, Kent and his wife, Pam, have four sons, Kody (5/30/90), Kole (5/7/92), Clay (8/8/96) and Cade (6/24/98).

JOHNSTON'S COACHING CAREER

- 1978 Teague High School (Teague, Texas)
- 1979 Northwest Louisiana State
Strength & Conditioning
- 1980-81 Northeast Louisiana State
Strength & Conditioning
- 1982 Willis High (Willis, Texas)
Assistant Coach
- 1983-84 University of Alabama
Graduate Assistant
- 1985-86 University of Alabama
Strength & Conditioning
- 1987-91 Tampa Bay Buccaneers
Strength & Conditioning
- 1992-98 Green Bay Packers
Strength & Conditioning
- 1999- Seattle Seahawks
Strength & Conditioning

DARREN KREIN

ASSISTANT STRENGTH & CONDITIONING



**SEAHAWKS
EXPERIENCE:
5TH YEAR
NFL
EXPERIENCE:
5TH YEAR**

Krein, who originally joined the Seahawks strength and conditioning staff March 1, 1997, as an assistant, was promoted to Kent Johnston's first mate in the weight room during the 2003 offseason.

Since joining the Seahawks Krein has worked on a daily basis with players' weight training, as well as help coordinate the team's offseason conditioning program.

Before joining the Seahawks, Krein was a 1994 fifth-round draft choice by the San Diego Chargers. He missed his rookie season due to a knee injury. Claimed on waivers by the Green Bay Packers on June 17, 1995, but did


not play. While there, he trained under Johnston who was the head strength and conditioning coach for the Packers. Played the 1996 World League season with the Barcelona Dragons, but re-injured his knee and retired.

Was a four-year letterman under former Seahawks and current San Francisco 49ers Head Coach Dennis Erickson at the University of Miami. Was a unanimous first-team All-Big East defensive end as a senior. Had 190 career tackles and 17.5 sacks as a defensive end after beginning career as an outside linebacker. Graduated with a degree in Business Management.

Attended Smoky Hill High School in Aurora, Colorado. Born July 7, 1971, he lives in Kirkland.


KREIN'S COACHING CAREER

- 1997-98 Seattle Seahawks
Strength & Conditioning Asst.
- 2001- Seattle Seahawks
Asst. Strength & Conditioning



BILL LAVERONI

ASSISTANT OFFENSIVE LINE



**SEAHAWKS
EXPERIENCE:
2ND YEAR
NFL
EXPERIENCE:
2ND YEAR**

Named to his current post April 2, 2002, Laveroni joins the Seahawks in his first stint in the National Football League. He was hired to assist and observe assistant head coach/offensive line coach Tom Lovat to make the transition a smooth one when the day comes that Lovat retires from the club.

He helped coordinate Seattle's 2002 offensive line that helped a record-setting offensive performance amidst a range of injuries at the position.

The 33-year coaching veteran has coached offensive linemen for the past 19 years, most recently at Vanderbilt University (2001) before joining the Seahawks staff.

Laveroni broke in to coaching as offensive line coach for the freshman team at California before coaching offensive line at the University of San Francisco. After two collegiate seasons, he became an assistant coach at St. Ignatius High from 1972-76, where he and current offensive coordinator Gil Haskell coached together. He then became head coach at Piedmont High for one year before rejoining the college ranks.



He coached linebackers and tight ends at his alma mater, California (1978), before leaving for Utah State to coach the linebackers and offensive line from 1979-82.

His third tour of duty at California saw him lead the offensive line from 1983-89 followed by the same position coupled with special teams coordinator for San Jose State from 1990-92. From 1993-94 he coached only the offensive line for the Spartans.


Laveroni joined the Arena League's San Jose Sabercats in 1995 and coached for one year leading to a five-year career at Rutgers serving as offensive line coach/run game coordinator (1996-2000).

He was a three-year starter for California at center (1967-69) where he earned a degree in criminology. He also holds a teaching credential from the master's program of the University of San Francisco. He and his wife, Patty, have one son, Anthony.

LAVERONI'S COACHING CAREER

1970	University of California <i>Freshman Offensive Line</i>
1971	University of San Francisco <i>Offensive Line</i>
1972-76	St. Ignatius High School <i>Assistant Coach</i>
1977	Piedmont High School <i>Head Coach</i>
1978	University of California <i>Linebackers/Tight Ends</i>
1979-82	Utah State University <i>Linebackers/Offensive Line</i>
1983-89	University of California <i>Offensive Line</i>
1990-92	San Jose State <i>Offensive Line/Special Teams Coord.</i>
1993-94	San Jose State <i>Offensive Line</i>
1995	San Jose Sabercats <i>Offensive Line/Defensive Line</i>
1996-00	Rutgers University <i>Offensive Line/Run Game Coord.</i>
2001	Vanderbilt University <i>Offensive Line</i>
2002-	Seattle Seahawks <i>Assistant Offensive Line</i>

JIM LIND TIGHT ENDS



**SEAHAWKS
EXPERIENCE:
5TH YEAR
NFL
EXPERIENCE:
12TH YEAR**

Jim Lind originally joined the Seahawks on January 14, 1999. He enters his fourth year coaching tight ends.

Lind works with a talented group that includes Itula Mili, who set franchise records for most receptions (43) and yards (508) by a tight end in 2002, and 2002 first-round pick Jerramy Stevens.

Originally joined the team as its linebackers coach. With the untimely passing of defensive coordinator Fritz Shurmur, prior to training camp, Lind coordinated the Seahawks defensive unit.

That defense recorded an NFL-leading 30 interceptions while holding opponents to just 19 passing touchdowns.

Lind enters his 12th year as an NFL coach having spent four seasons as the Green Bay Packers linebackers coach under Mike Holmgren.

The Packers 1996 defense, with help from Lind, set the NFC record for fewest touchdowns in a 16-game schedule.

His 1998 linebacking corps helped the Packers defense finish fourth in the NFL, limiting opponents to just 281.7 yards a game while plugging holes for a bare 90.1 opponent rushing average.

He broke into the NFL as a defensive assistant/quality control coach in 1992 under Holmgren. This was the second time Lind crossed paths with Holmgren, previously coaching together at Brigham Young University while Lind was a graduate assistant in 1981-82.

Before breaking into the professional ranks, he served nine years as a collegiate head coach, most recently at Wisconsin-Eau Claire (1987-91). Lind enjoyed his most success while a head coach at the University of Minnesota-Morris (1983-86) where he directed the

Cougars to two Northern Intercollegiate Conference championships earning NIC 'Coach of the Year' in 1984 and NAIA District 13 'Coach of the Year' in 1986.

He began his collegiate coaching career as a graduate assistant at St. Cloud State (1977) before earning the offensive coordinator job there in 1978. He then moved to nearby St. Johns University (1979-80) before crossing paths with Holmgren at BYU as a graduate assistant (1981-82).

Lind entered coaching in 1974 as head football coach at Underwood (Minn.) High School holding that position until joining St. Cloud State.

Lind played three years of collegiate football as a linebacker his freshman year at Bethel College, before moving to Bemidji State, where he earned his undergraduate degree, playing two years at defensive back.

Later he earned his master's degree at St. Cloud State and Doctorate in Professional Leadership in Physical Education and Athletics at BYU.

Born November 11, 1947, in Isle, Minn., Lind and his wife, Cindy, have two sons, Erik (1/6/87) and Bryan (1/31/90).

LIND'S COACHING CAREER

1974-76	Underwood High (Underwood, Minn.) <i>Head Coach</i>
1977	St. Cloud State (Minnesota) <i>Graduate Assistant</i>
1978	St. Cloud State (Minnesota) <i>Offensive Coordinator</i>
1979-80	St. John's University <i>Coordinated Defense</i>
1981-82	Brigham Young University <i>Graduate Assistant</i>
1983-86	University of Minnesota--Morris <i>Head Coach</i>
1987-91	University of Wisconsin--Eau Claire <i>Head Coach</i>
1992-94	Green Bay Packers <i>Defensive Assistant/Quality Control</i>
1995-98	Green Bay Packers <i>Linebackers</i>
1999	Seattle Seahawks <i>Linebackers</i>
2000-	Seattle Seahawks <i>Tight Ends</i>

CLAYTON LOPEZ

DEFENSIVE ASSISTANT/SECONDARY



**SEAHAWKS
EXPERIENCE:
5TH YEAR
NFL
EXPERIENCE:
5TH YEAR**

Lopez is in his fifth year with the Seahawks, joining Mike Holmgren's staff on February 5, 1999, following a four-year term at the University of Nevada.

After spending his first three seasons as the Defensive Quality Control coach, he moved in to the role of Defensive Assistant/Secondary for the 2002 season. He assists Teryl Austin with the secondary and other areas of defensive preparation.

Lopez began his coaching career as a graduate assistant at his alma mater, Nevada, from 1995-96, before joining the Wolf Pack staff as a full-time assistant as the running backs coach and recruiting coordinator from 1997-98.

A former safety at Nevada, Lopez helped guide the team to three conference titles from 1991-94, finishing his career with 150 tackles and three interceptions. He finished third on the team with 78 stops his senior year.

Lopez received his master's degree in Counseling and Education Psychology in 1999 and his bachelor's in Psychology in 1995, both from the University of Nevada.


Born on May 26, 1971. Grew up in Los Angeles, Lopez was a three-sport letterman in football, basketball and track at Serra High in Gardena, Calif.

LOPEZ'S COACHING CAREER

- 1995-96 University of Nevada
Graduate Assistant-Defensive Backs
- 1997-98 University of Nevada
Running Backs/Recruiting Coord.
- 1999-2001 Seattle Seahawks
Defensive Quality Control
- 2002- Seattle Seahawks
Defensive Assistant/Secondary

TOM LOVAT

ASST. HEAD COACH/ OFFENSIVE LINE



**SEAHAWKS
EXPERIENCE:
5TH YEAR
NFL
EXPERIENCE:
24TH YEAR**

Named to his current position on January 14, 1999, Lovat enters his 24th year as an NFL coach and 42nd overall in 2003.

Lovat followed Mike Holmgren to Seattle from Green Bay, where he spent seven years as the Packers offensive line coach.

In 2002, Lovat's line paved the way for a franchise-record 5,818 total yards and fran-

chise record three games of at least 500 total yards. They allowed just 33 sacks, fewest since the Seahawks allowed 29 in 1988.

His 2001 road graders featured Pro Bowl selection Walter Jones and 2001 first-round draft pick and emerging star Steve Hutchinson. Along with Robbie Tobeck, Todd Weiner and Chris Gray, Jones and Hutchinson helped block for Shaun Alexander's 266-yard performance vs. Oakland, good for fourth-best in NFL history. Seattle's rush attack also ranked fifth in the AFC (9th NFL).

Lovat's 2000 offensive line helped block for Ricky Watters on his way to eclipsing the 10,000 yard rushing mark at Atlanta. They also did not allow a sack in back-to-back games (at Atlanta and at Denver) for the first time in 324 games.

His 1998 unit helped lead the way for an offense that ranked fifth in the league with a

352.3-yard average. His blockers protected Brett Favre allowing him to rank first in the NFL in passing yards with 4,212 and third in touchdown passes with 31.

Lovat's front line allowed Favre to lead the league in passing yards from 1993-98 with 20,273 (4,054 avg. per year) and in touchdown passes with 176 (35.2 avg. per year) earning the league's MVP in 1996 and '97. He did not miss a game behind Lovat's offensive line from 1992-98.

Lovat's 1997 front five established a club record for the fewest sacks allowed with 26 since the NFL adopted the 16-game schedule in 1978. That unit also guided the Packers to 1,909 rushing yards, the Packers highest total since 1985 producing Pro Bowler Dorsey Levens who ran for 1,435, just 39 yards off of the team record.

Originally breaking in the NFL with the Packers in 1980 under Bart Starr, he moved to the St. Louis Cardinals (1981-84) as their offensive line coach. Was the assistant head coach-offense with the Indianapolis Colts (1985-88) before joining the Phoenix Cardinals (1990-91).

College coaching stops were Utah (1967, 1972-76), including the position of head coach for the Utes from 1974-76, Idaho State (1968-70), Stanford (1977-79) and Wyoming (1989).

First professional coaching job came as defensive coach with the Saskatchewan Roughriders (1971) of the Canadian Football League.


Born December 28, 1938, in Bingham Canyon, Utah, Lovat graduated from the University of Utah, where he earned three letters in football and baseball. Lovat also obtained his master's degree from Utah.

Attended Bingham High, in Bingham Canyon, Utah. Began his coaching career at Mt. Eden High in Hayward, Calif., and also coached at Jordan High in Sandy, Utah, and Hillcrest High in Midvale, Utah.

Tom and his wife, Lyn, have three grown children, a daughter, Johna Rae Griese, and two sons, Matthew and Mark, the assistant strength coach of the Green Bay Packers.


LOVAT'S COACHING CAREER

1967	University of Utah <i>Defensive Line</i>
1968-70	Idaho State <i>Defensive Secondary/Offensive Line</i>
1971	Saskatchewan Roughriders (CFL) <i>Defensive Coordinator</i>
1972-73	University of Utah <i>Defensive Line</i>
1974-76	University of Utah <i>Head Coach</i>
1977-79	Stanford University <i>Offensive Line</i>
1980	Green Bay Packers <i>Offensive Line</i>
1981-84	St. Louis Cardinals <i>Offensive Line</i>
1985-88	Indianapolis Colts <i>Assistant Head Coach/Offense</i>
1989	University of Wyoming <i>Offensive Line</i>
1990-91	Phoenix Cardinals <i>Offensive Line</i>
1992-98	Green Bay Packers <i>Offensive Line</i>
1999-	Seattle Seahawks <i>Assistant Head Coach/Offensive Line</i>



JOHN MARSHALL

LINEBACKERS



**SEAHAWKS
EXPERIENCE:
1ST YEAR
NFL
EXPERIENCE:
24TH YEAR**

John Marshall joined the overhauled Seahawks defensive coaching staff February 12, 2003, as linebackers coach.

Marshall will enjoy working with All-Pro linebacker Chad Brown and Anthony Simmons, one of the fastest linebackers in the NFL, for years to come.

Marshall joined the Seahawks after one season as an assistant defensive line coach for the Detroit Lions in 2002.

Before Detroit, Marshall enjoyed three seasons (1999-2001) as the assistant head coach/defensive coordinator of the Carolina Panthers. His defense ranked fourth in the NFL with 105 take-aways over his three-year tenure.

Prior to Carolina, Marshall, 57, was part of two Super Bowl squads in San Francisco from 1989-97 working with the defensive line from 1989-93, linebackers from 1994-96 and two years as defensive coordinator from 1997-98.

As defensive coordinator in 1997, he spearheaded the NFL's top rated defense, second versus the rush and pass, while helping send five players to the Pro Bowl. Marshall coached nearly a decade in the NFL before going to San Francisco, starting as Green Bay Packers special teams coach in 1980 and taking over as linebackers coach in 1981. He served as defensive coordinator for the Atlanta Falcons from 1983-85 and coached the defensive line of the Indianapolis Colts from 1986-88.

Marshall's coaching career started as an assistant at Hancock Junior College in 1967 before holding several positions for the University of Oregon from 1968-76, serving under freshman Head Coach George Seifert as

freshman assistant for one season (1968), freshman head coach (1969-71) and offensive line coach (1972-76).

He then moved to Southern California where he coached linebackers from 1977-79 and helped lead the Trojans to two Rose Bowl victories and the 1978 National Championship.

In 1964, Marshall began his college playing career at Washington State before having his playing career cut short due to a neck injury. He went on to major in health education at the University of Oregon in 1969.


Marshall and his wife, Becky, have two daughters, Sarah and Meg.

MARSHALL'S COACHING CAREER

1967	Hancock Junior College <i>Assistant</i>
1968	University of Oregon <i>Freshman Assistant</i>
1969-71	University of Oregon <i>Freshman Head Coach</i>
1972-76	University of Oregon <i>Offensive Line</i>
1977-79	University of Southern California <i>Linebackers</i>
1980	Green Bay Packers <i>Special Teams</i>
1981-82	Green Bay Packers <i>Linebackers</i>
1983-85	Atlanta Falcons <i>Defensive Coordinator</i>
1986-88	Indianapolis Colts <i>Defensive Line</i>
1989-93	San Francisco 49ers <i>Defensive Line</i>
1994-96	San Francisco 49ers <i>Linebackers</i>
1997-98	San Francisco 49ers <i>Defensive Coordinator</i>
1999-01	Carolina Panthers <i>Asst. Head Coach/Defensive Coord.</i>
2002	Detroit Lions <i>Assistant Defensive Line</i>
2003	Seattle Seahawks <i>Linebackers</i>

MARK MICHAELS

ASSISTANT SPECIAL TEAMS




SEAHAWKS
EXPERIENCE:
3RD YEAR
NFL
EXPERIENCE:
5TH YEAR

Michaels joined the Seahawks February 8, 2001, as assistant special teams coach.

Entering his fifth NFL season, Michaels was the Cleveland Browns quality control coach in 1999 before being promoted to special teams coach for the 2000 season.

Under his guidance, the Browns were second in the NFL in 2000 with four special teams takeaways and were one of five teams without a punt or placekick blocked. Rookie Dennis Northcutt placed 6th in the AFC (9th NFL)



MICHAEL'S COACHING CAREER

- 1987-90 New Haven
Defensive Line/Linebackers
- 1991 Helsinki (Finland) Roosters
Head Coach
- 1992-93 Utah Pioneers (Pro Spring League)
Linebackers
- 1994-97 Brown University
Linebackers/Special Teams
- 1998 University of Massachusetts
Linebackers/Special Teams
- 1999 Cleveland Browns
Special Teams Quality Control
- 2000 Cleveland Browns
Special Teams Coordinator
- 2001- Seattle Seahawks
Assistant Special Teams

with a 10.7 yard punt return average.

Before joining the professional ranks, Michaels spent the previous five seasons coaching at the collegiate level. He coached linebackers and special teams for one season at Massachusetts in 1998, after serving in the same capacity for Brown University for four seasons. Helped coach the Minutemen to the 1998 1-AA National Championship.


Breaking into coaching at New Haven in 1987, he left in 1991 to become the head coach of the Helsinki (Finland) Roosters, guiding them to the Finnish National Championship, before coaching linebackers for the Utah Pioneers of the Professional Spring Football League in 1992-93.

A 1986 graduate of the University of Connecticut, Michaels was a two-time All-New England first-team pick and the Yankee Conference Co-Defensive Player of the Year in 1985. He holds UConn's career sack record with 27.

Michaels, 37, and his wife, Mary, have a daughter, Grace Elizabeth, and a son, Max.

STUMP MITCHELL

RUNNING BACKS



**SEAHAWKS
EXPERIENCE:
5TH YEAR
NFL
EXPERIENCE:
5TH YEAR**

Named to his current position on January 28, 1999, Stump Mitchell enters his fifth NFL season following three years as head coach at Morgan State University.

Mitchell joined the MSU staff in 1995 as offensive coordinator, earning a promotion to head coach the following year. In Mitchell's first two seasons the team compiled a 7-14 record, which was the best two-year mark in 16 years. Under Mitchell's tutelage, the Bears boasted a strong rushing attack, that averaged 148.9 yards per game in 1997.

Mitchell has coached a 1,000-yard rusher each season with Seattle (Ricky Watters-2, Shaun Alexander-2). In 2002, Mitchell directed a backfield that featured Shaun Alexander who recorded a franchise-record 16 rushing touchdowns, most in the NFC.

The 2001 campaign saw Alexander rush for the third-most yards in the AFC (6th NFL) with 1,318 and his 14 rushing touchdowns led the NFL, while helping Seattle to place fifth in the AFC (9th NFL) in rushing offense.

His running backs corp in 2000 saw Watters become the 13th player to eclipse the 10,000 rushing yards mark and the continued maturation of rookie Shaun Alexander. Alexander finished second on the team with 313 yards and a 4.9 yards per carry average -- second among rookies listed as the league's top rushers.

A ninth-round draft choice by the St. Louis Cardinals in 1981, Mitchell spent his entire nine-year career (1981-89) with the Cardinals, ranking as one of the team's all-time great running backs and kick returners. With a 5.6-yard

rushing average as a rookie, Mitchell earned All-Rookie honors from Pro Football Weekly.

Mitchell still ranks as the Cardinals' all-time leader in combined yardage with 11,988 yards and ranks second with 4,649 yards rushing on 986 attempts and 32 touchdowns.

Throughout his career, Mitchell posted 14 100-yard games and finished with a 4.7-yard average, which ranks second in the team record book, as does his 156 career punt returns. His 177 kickoff returns for 4,007 yards are both Cardinals records.

In 1984, Mitchell earned All-NFC honors as a kickoff returner, by Pro Football Weekly.

On November 17, 1985, Mitchell had a single-game high with 179 yards against the Philadelphia Eagles, which ranks as the team's fifth highest single-game total.


Mitchell's coaching career began in the spring of 1991, when he served as an assistant coach on the NFL Europe League's San Antonio Rough Riders' staff. He then accepted a position as the head coach at Casa Grande High (1991-94) in Phoenix, Ariz., where he led the team to a playoff berth in his second year.

For his community service, he was honored with the Chuck Drulis Award in 1982 and the Byron "Whizzer" White Humanitarian Award in 1984.

A ringer on the club's softball team, Mitchell was born on March 15, 1959, in Kingsland, Ga.

MITCHELL'S COACHING CAREER

1991	San Antonio Rough Riders (NFL) <i>Running Backs</i>
1991-94	Casa Grande High (Phoenix, Ariz.) <i>Head Coach</i>
1995	Morgan State <i>Offensive Coordinator</i>
1996-98	Morgan State <i>Head Coach</i>
1999-	Seattle Seahawks <i>Running Backs</i>

GARY REYNOLDS**OFFENSIVE ASST./ QUALITY CONTROL**

SEAHAWKS
EXPERIENCE:
1ST YEAR
NFL
EXPERIENCE:
4TH YEAR

Gary Reynolds joined the Seahawks on February 8, 1999, and has seen his role evolve over his five seasons. Working closely with Mike Holmgren, Reynolds assisted in all aspects of football operations after serving as assistant to the general manager (1999-2000) and director of football administration (2001-2002) to his current position as offensive quality control for the 2003 season.

Prior to joining Seattle, Reynolds spent six

years with the Green Bay Packers, where he served as offensive assistant/quality control from 1996-98, and administrative assistant/football operations from 1993-95.

Before entering the NFL, he was assistant recruiting coordinator at the University of Tennessee in 1992. He also was a graduate assistant/assistant recruiting coordinator at Texas A&M in 1991. Reynolds holds a B.S. degree in engineering and an M.S. degree in education, from Texas A&M. He and wife Beth have one daughter, Hannah.

REYNOLDS' COACHING CAREER

1996-98 Green Bay Packers
Offensive Asst./Quality Control
 2003- Seattle Seahawks
Offensive Asst./Quality Control

ZERICK ROLLINS**DEFENSIVE LINE/QUALITY CONTROL**

SEAHAWKS
EXPERIENCE:
3RD YEAR
NFL
EXPERIENCE:
3RD YEAR

Rollins begins his third season with the Seahawks and second in the role of Defensive Line Quality Control, serving the 2001 season as Defensive Assistant.

His primary responsibilities include video study of opponents, self-scouting, playbook production and assisting the defensive line under coach Dwaine Board.

Served as a graduate assistant from 1998-2000 at his alma mater, Texas A&M, assisting the defensive line for the first two years and safeties in his final season.

Was a two-year starter at defensive end for

the Aggies, where he helped lead A&M to its first Big 12 South Division crown in 1997. During that season, Rollins received the Academic Achievement Award, given to the student-athlete who "excelled in both academics and sports", as well as a Hitachi Post Graduate Scholarship for his studies.

Graduated with a degree in Economics and earned his Masters in Educational Administration.

Born June 20, 1975 in Houston, Texas, he attended the same high school (Kashmere High) as former Seahawks player, Jacob Green. Rollins and his wife, Chandra, have two daughters, Zeriaah and Zena. Resides in Lynnwood.

ROLLINS' COACHING CAREER

1998-2000 Texas A&M
Graduate Assistant
 2001 Seattle Seahawks
Defensive Assistant
 2002- Seattle Seahawks
Defensive Line/Quality Control

JIM ZORN

QUARTERBACKS



**SEAHAWKS
EXPERIENCE:
4TH YEAR
NFL
EXPERIENCE:
7TH YEAR**

Named to his current position on February 16, 2001, Zorn returns to where his playing career, and professional coaching career, started.

Zorn has proven his fundamental guidance after a 2002 campaign that saw Trent Dilfer open the season as the starter and finishing with Matt Hasselbeck under center. Also, after spending his first two seasons on the sidelines, Zorn moved to the coaches booth to gain better perspective. Seattle's passing attack ranked third in the NFL averaging 254.9-yards a game. Hasselbeck finished the season ranked first in the NFC with a 63.7 completion percentage and second in the NFC with a 87.8 passer rating. Before Dilfer suffered a season-ending Achilles injury, he passed for a career-high 352 yards versus Arizona. Hasselbeck passed over 300 yards four times, including a franchise record 449 in the season finale at San Diego. Hasselbeck joined Zorn as the only Seahawks quarterbacks to pass for at least 300 yards in back to back games. Zorn accomplished that in 1979 and 1981.

Zorn's 2001 quarterback crop included Head Coach Mike Holmgren's hand-picked starter Matt Hasselbeck, Super Bowl XXXV quarterback Trent Dilfer and 2000 part-time starter Brock Huard. Zorn groomed Hasselbeck and helped the first-year starter to become the AFC's fifth-rated passer on third-down with a rating of 80.6.

Zorn joined the Seahawks as quarterbacks coach after serving in the same capacity with the Detroit Lions (1998-2000) where he was instrumental in the development of rookie quarterback Charlie Batch in 1998. Batch's 88.3 passer rating that season ranks as the

fourth highest rookie mark in NFL history.

He broke into the league as an offensive assistant for the Seahawks in 1997.

Zorn spent eight seasons in the collegiate ranks before his pro debut. He spent two seasons (1995-96) as quarterbacks coach at the University of Minnesota after coordinating Utah State's offense from 1992-94. His first collegiate coaching job was as an offensive assistant/quarterbacks coach at Boise State from 1989-91.


His playing career began in Seattle's inaugural 1976 season, starting all 14 games at quarterback. He went on to play nine seasons for the Seahawks before finishing his career with the team in 1984. After departing Seattle, he finished his playing career with the Green Bay Packers (1985), the Canadian Football League's Winnipeg Blue Bombers (1986) and the Tampa Bay Buccaneers.

Zorn is one of only five players inducted to the Seahawks Ring of Honor. He was named NFC Offensive Rookie of the Year (1976) and ranks second in the Seahawks record book behind Dave Krieg in yards (20,122), completions (1,593), attempts (2,992) and touchdowns (107). His three consecutive 3,000-yard seasons are tops in team history, and he was the first Seattle quarterback to record back-to-back 300-plus yard games--a feat he accomplished twice.

Zorn, and his wife, Joy, have four children, Rachel, Sarah, Danielle and Isaac.

ZORN'S COACHING CAREER


1998-91	Boise State <i>Offensive Assistant/Quarterbacks</i>
1992-94	Utah State <i>Offensive Coordinator</i>
1995-96	University of Minnesota <i>Quarterbacks</i>
1997	Seattle Seahawks <i>Offensive Assistant</i>
1998-00	Detroit Lions <i>Quarterbacks</i>
2001-	Seattle Seahawks <i>Quarterbacks</i>




Dwaine Board, 49ers (1979-88)




Jim Zorn, Seahawks (1976-84);
Packers (1985); Buccaneers (1987)



Ray Rhodes, Giants (1971-79);
49ers (1980)



Nolan Cromwell, Rams (1977-87)



Stump Mitchell, Cardinals (1981-87)

2003 NUMERICAL ROSTER

No.	Name	Pos.	Ht.	Wt.	Birthdate	Exp.	College	Hometown	How Acq.
2	Rodney Williams	P	6-0	178	4/25/1977	2	Georgia Tech	Decatur, Ga.	FA-'03
3	Josh Brown	K	6-0	202	4/29/1979	R	Nebraska	Foyil, Okla.	D7(a)-'03
4	Trent Dilfer	QB	6-4	225	3/13/1972	10	Fresno State	Santa Cruz, Calif.	UFA(Balt)-'01
8	Matt Hasselbeck	QB	6-4	223	9/25/1975	5	Boston College	Westwood, Mass.	T(GB)-'01
9	Glenn Pakulak	P	6-2	226	4/9/1980	R	Kentucky	Laper, Mich.	FA-'03
10	Jerheme Urban	WR	6-3	212	11/26/1980	R	Trinity	Victoria, Texas	FA-'03
13	Kahlil Hill	WR	6-2	200	3/18/1979	1	Iowa	Iowa City, Iowa	FA-'03
14	Jason Willis	WR	6-1	196	7/26/1980	R	Oregon	Los Angeles, Calif.	FA-'03
15	Seneca Wallace	QB	5-11	196	8/6/1980	R	Iowa State	Sacramento, Calif.	D4(a)-'03
16	Cedric Bonner	WR	5-11	181	12/14/1978	R	Tx. A&M-Comm.	Dallas, Texas	FA-'03
17	Jeff Kelly	QB	6-1	212	9/7/1979	2	Southern Miss	Deerpark, Ala.	D7-'02
18	Taco Wallace	WR	6-1	190	4/14/1981	R	Kansas State	Los Angeles, Calif.	D7(b)-'03
20	Maurice Morris	RB	5-11	202	12/1/1979	2	Oregon	Chester, S.C.	D2(a)-'02
21	Ken Lucas	CB	6-0	205	1/23/1979	3	Mississippi	Cleveland, Miss.	D2-'01
22	Damien Robinson	FS	6-2	223	12/23/1973	7	Iowa	Dallas, Texas	UFA(NYJ)-'03
23	Marcus Trufant	CB	5-11	199	12/25/1980	R	Washington State	Tacoma, Wash.	D1-'03
24	Shawn Springs	CB	6-0	204	3/11/1975	7	Ohio State	Silver Springs, Md.	D1(a)-'97
25	Reggie Tongue	SS	6-0	204	4/11/1973	8	Oregon State	Fairbanks, Ala.	UFA(KC)-'00
26	Ken Hamlin	FS	6-2	209	1/20/1981	R	Arkansas	Memphis, Tenn.	D2-'03
27	Willie Williams	CB	5-9	182	12/26/1970	11	Western Carolina	Columbia, S.C.	UFA(Pit)-'97
28	Harold Blackmon	SS	5-11	216	5/20/1978	3	Northwestern	Chicago, Ill.	D7(a)-'01
29	Curtis Fuller	FS	5-10	191	7/25/1978	3	Texas Christian	N. Richland Hill, Tx.	D4(b)-'01
30	Walter Bernard	CB	6-2	200	5/3/1978	1	New Mexico	San Diego, Calif.	FA-'02
32	Kerry Carter	RB	6-1	238	12/19/1980	R	Stanford	Vaughn, Ontario	FA-'03
33	Doug Evans	CB	6-1	188	5/13/1970	11	Louisiana Tech	Haynesville, La.	UFA(Car)-'02
34	Terreal Bierria	FS	6-3	211	10/10/1980	2	Georgia	Slidell, La.	D4-'02
35	Davis, Chris	FB	5-11	235	11/8/1979	R	Syracuse	Tampa, Fla.	D5-'03
36	Tony Scott	CB	5-11	193	10/3/1976	3	North Carolina St.	Lawrence, N.C.	FA-'03
37	Shaun Alexander	RB	5-11	225	8/30/1977	4	Alabama	Florence, Ky.	D1(a)-'00
38	Mack Strong	FB	6-0	245	9/11/1971	11	Georgia	Columbus, Ga.	FA-'93
42	Kris Richard	CB	5-11	190	10/28/1978	2	USC	Carson, Calif.	D3-'02
43	Ed Stansbury	FB	6-2	245	5/3/1979	1	UCLA	El Paso, Texas	FA-'03
44	Heath Evans	FB	6-0	245	12/30/1978	3	Auburn	W. Palm Beach, Fla.	D3-'01
48	Tracy White	LB	6-0	230	4/14/1981	R	Howard	St. Stephens, S.C.	FA-'03
49	Deitan Dubuc	TE	6-4	248	2/4/1977	R	Michigan	Fabreville, Quebec	FA-'03
50	Solomon Bates	LB	6-1	243	4/18/1982	R	Arizona State	Spartan Valley, Calif.	D4(b)-'03
51	Anthony Simmons	LB	6-0	240	6/20/1976	6	Clemson	Moranburg, S.C.	D1-'98
52	Jean-Philippe Darche	LS	6-0	246	2/28/1975	4	McGill	Montreal, Quebec	FA-'00
53	Godfrey, Randall	LB	6-2	245	4/6/1973	8	Georgia	Valdosta, Ga.	UFA(TN)-'03
54	D.D. Lewis	LB	6-1	241	1/8/1979	2	Texas	Houston, Texas	FA-'02
55	Marcus Bell	LB	6-1	245	7/19/1977	4	Arizona	St. Johns, Ariz.	D4(a)-'00
56	Chike Okeafor	DE	6-4	265	3/27/1976	5	Purdue	Grand Rapids, Mich.	UFA(SF)-'03
57	Orlando Huff	LB	6-2	250	8/14/1978	3	Fresno State	Upland, Calif.	D4(a)-'01
58	Isaiah Kacyvenski	LB	6-1	252	10/3/1977	4	Harvard	Endicott, N.Y.	D4(b)-'00
59	Tim Terry	LB	6-2	240	7/26/1974	5	Temple	Hempstead, N.Y.	FA-'00
60	Shane Hall	G	6-6	305	12/18/1980	R	South Carolina	Indian Mills, N.J.	FA-'03
61	Robbie Tobeck	C/G	6-4	297	3/6/1970	10	Washington State	Tarpon Springs, Fla.	UFA(Atl)-'00
62	Chris Gray	G/C	6-4	308	6/19/1970	11	Auburn	Birmingham, Ala.	UFA(Chi)-'98
63	Dustin Kroeker	T	6-5	312	10/4/1978	1	Cal Poly-SLO	Shafter, Calif.	FA-'03
64	Norris McCleary	DT	6-6	305	5/10/1977	3	East Carolina	Shelby, N.C.	FA-'02
65	Kaulana Noa	G	6-3	315	12/29/1976	3	Hawaii	Kamuela, Hawaii	FA-'02
66	Michael Thompson	T	6-4	295	2/11/1977	4	Tennessee State	Savannah, Ga.	T(Atl)-'03
68	Dennis Norman	C/T	6-5	312	1/26/1980	3	Princeton	Marlton, N.J.	D7(b)-'01
69	Rashad Moore	DT	6-3	324	3/16/1979	R	Tennessee	Huntsville, Ala.	D6-'03
70	Jerry Wunsch	T/G	6-6	339	1/21/1974	7	Wisconsin	Eau Claire, Wis.	FA(TB)-'02
71	Walter Jones	T	6-5	315	1/19/1974	7	Florida State	Aliceville, Ala.	D1(b)-'02
72	Chris Terry	T	6-5	295	8/8/1975	5	Georgia	Jacksonville, Fla.	D1(ba)-'97
73	Wayne Hunter	T	6-5	303	7/2/1981	R	Hawaii	Honolulu, Hawaii	D3-'03
74	Matt Hill	T	6-6	304	11/10/1978	2	Boise State	Grangeville, Idaho	D5(c)-'02
75	Chris McIntosh	T	6-6	308	2/20/1977	4	Wisconsin	Pewaukee, Wis.	D1(b)-'00
76	Steve Hutchinson	T	6-5	313	11/1/1977	3	Michigan	Fl. Lauderdale, Fla.	D1(b)-'01
77	Floyd Womack	G	6-4	333	11/15/1978	3	Mississippi State	Cleveland, Miss.	D4(c)-'01
78	Antonio Cochran	DE	6-4	299	6/21/1976	5	Georgia	Montezuma, Ga.	D4-'99
79	Konrad Dean	G	6-4	303	6/6/1979	1	Akron	Jackson, N.J.	W(Clev)-'02
81	Koren Robinson	WR	6-1	205	3/19/1980	3	North Carolina St.	Belmont, N.C.	D1(a)-'01
82	Darrell Jackson	WR	6-0	201	12/6/1978	4	Florida	Dayton, Ohio	D3-'00
83	Ryan Hannam	TE	6-2	248	2/24/1980	2	Northern Iowa	St. Ansgar, Iowa	D5(b)-'02
84	Bobby Engram	WR	5-10	188	1/7/1973	8	Penn State	Camden, S.C.	UFA(Chi)-'01
85	Alex Bannister	WR	6-5	207	4/23/1979	3	Eastern Kentucky	Cincinnati, Ohio	D5-'01
86	Jerramy Stevens	TE	6-7	260	11/13/1979	2	Washington	Olympia, Wash.	D1-'02
88	James Williams	WR	5-10	186	3/6/1978	4	Marshall	Vicksburg, Miss.	D6(a)-'00
89	Itula Mili	TE	6-4	260	4/20/1973	7	Brigham Young	Laie, Hawaii	D6-'97
90	Chad Eaton	DT	6-5	303	4/6/1972	8	Washington State	Puyallup, Wash.	UFA(NE)-'01
91	Anton Palepoi	DE	6-3	283	11/19/1978	2	UNLV	Salt Lake City, Utah	D2(b)-'02
92	Lamar King	DE	6-3	305	8/10/1975	5	Saginaw Valley St.	Baltimore, Md.	D1-'99
93	John Randle	DT	6-1	290	12/12/1967	14	Texas A&I	Hearne, Texas	UFA(Minn)-'01
94	Chad Brown	LB	6-2	245	7/12/1970	11	Colorado	Altadena, Calif.	UFA(Pit)-'97
95	John Hilliard	DE	6-2	296	4/16/1976	4	Mississippi State	Houston, Texas	D6(c)-'00
96	Hand, Norman	DT	6-3	310	9/4/1972	9	Mississippi	Queens, N.Y.	T(NO)-'03
97	Brandon Mitchell	DE	6-3	290	6/19/1975	7	Texas A&M	Abbeville, La.	UFA(NE)-'02
98	Cedric Woodard	DT	6-2	310	9/5/1977	4	Texas	Sweeny, Texas	W(Balt)-'00
99	Rocky Bernard	DT	6-3	293	4/19/1979	2	Texas A&M	Baytown, Texas	D5(a)-'02

HOW BUILT

YEAR	BY DRAFT	BY TRADE/ WAIVERS	FREE AGENTS
2003	CB Marcus Trufant (1)	T Michael Thompson (W)	DT Luis Almanzar
	S Ken Hamlin (2)	DT Norman Hand (T)	WR Cedric Bonner
	T Wayne Hunter (3)		RB Kerry Carter
	QB Seneca Wallace (4a)		TE Deitan Dubuc
	LB Solomon Bates (4b)		LB Randall Alford
	FB Chris Davis (5)		G Shane Hall
	DT Rashad Moore (6)		WR Kahlil Hill
	K Josh Brown (7a)		LB Dane Kruger
	WR Taco Wallace (7b)		T Dustin Kroeke
			DE Chike Okeafor
			P Glenn Pakulak
		QB Wes Pate	
		WR Jon Pendergrass	
		RB Tellis Redmon	
		FS Damien Robinson	
		CB Tony Scott	
		FB Ed Stansbury	
		WR Jerheme Urban	
		LB Tracy White	
		TE Josh Whitman	
		P Rodney Williams	
		WR Jason Willis	
2002	TE Jerramy Stevens (1)	G Konrad Dean (W)	CB Walter Bernard
	RB Maurice Morris (2a)	T Chris Terry (W)	CB Doug Evans
	DE Anton Palepoi (2b)		DE Joey Evans
	CB Kris Richard (3)		WR Emmett Johnson
	FS Terreal Bierria (4)		LB D.D. Lewis
	DE Rocky Bernard (5a)		DT Norris McCleary
	TE Ryan Hannam (5b)		DE Brandon Mitchell
	T Matt Hill (5c)		G Kaulana Noa
	QB Jeff Kelly (7)		T Jerry Wunsch
2001	WR Koren Robinson (1a)	QB Matt Hasselbeck (T)	QB Trent Dilfer
	G Steve Hutchinson (1b)		DT Chad Eaton
	CB Ken Lucas (2)		WR Bobby Engram
	FB Heath Evans (3)		DT John Randle
	LB Orlando Huff (4a)		
	T Curtis Fuller (4b)		
	Floyd Womack (4c)		
	WR Alex Bannister (5)		
	FS Harold Blackmon (7a)		
	T Dennis Norman (7b)		
2000	RB Shaun Alexander (1a)	DT Cedric Woodard (W)	LS Jean-Philippe Darche
	T Chris McIntosh (1b)		LB Tim Terry
	WR Darrell Jackson (3)		C/G Robbie Tobeck
	LB Marcus Bell (4a)		S Reggie Tongue
	LB Isaiah Kacyvenski (4b)		
	WR James Williams (6a)		
	DT John Hilliard (6c)		
1999	DE Lamar King (1)		
	DE Antonio Cochran (4)		
1998	LB Anthony Simmons (1)		G Chris Gray
1997	CB Shawn Springs (1a)		LB Chad Brown
	T Walter Jones (1b)		CB Willie Williams
	TE Itula Mili (6)		
1993			FB Mack Strong

PRONUNCIATIONS


Terreal Bierria
Antonio Cochran
Jean-Philippe Darche
Deitan Dubuc
Ryan Hannam
Isaiah Kacyvenski

Tuh-RELL Bee-AIR-uh
COCK-run
Zhon Phil-EEP Darsh
DAY-tah Du-BUKE
HAN-um
kaz-uh-VIN-ski


Itula Mili
Chike Okeafor
Anton Palepoi
Kris Richard
Robbie Tobeck
Marcus Trufant

ee-TOO-la MEE-lee
CHEEK-ay o-KEY-fur
PAL-a-poy
Ri-SHARD
TOE-beck
TRUE-font

PLAYERS



SHAUN ALEXANDER



RUNNING BACK
5-11 229

37

ALABAMA

4TH NFL SEASON

4TH SEAHAWKS SEASON

1ST ROUND (A) 2000

2002 GAMES/STARTS: 16/16

CAREER GAMES/STARTS: 48/29

AUGUST 30, 1977

FLORENCE, KENTUCKY

2002: Started all 16 games at running back enroute to rushing for an NFC leading (2nd NFL) and franchise-record 16 touchdowns, eclipsing his own mark of 15 he tied with Chris Warren in 2001. Also led the NFC (2nd NFL) and set a team record with 18 combined touchdowns and in non-kicker scoring with 108 points. Rushed for 1,175 yards on 295 carries (4.0 avg.). Yard total ranked fifth in the NFC while he ranked fourth in total yards from scrimmage with 1,635. Had a career-high 59 receptions, which ranked third among NFC running backs, for 460 yards. Finished second in the NFC with 80 first downs. Combined for 110 yards on 44 carries in the first three games at Oakland (9/8), versus Arizona (9/15) and at the NY Giants (9/22). Got on track versus Minnesota (9/29) rushing for 139 yards on 24 carries scoring a career-high and franchise-record five touchdowns (career-high four rushing, 1 rec.). All scores were in the first half to set an NFL-record for most touchdowns in one half. Five touchdowns were also the second-most in NFL history to tie with nine others. Four rushing scores tied for the most in Seahawks history (Curt Warner vs. Denver, 12/11/88). Also had three receptions for a career-high 92 yards, including an 80-yard touchdown. Became one of only two players (Joey Galloway) in team history to record at least one touchdown rushing and receiving of 80 yards or longer. Carried 25 times for 96 yards and a touchdown versus San Francisco (10/14). Rushed for two touchdowns at Dallas (10/27) and at Arizona (11/10). Totaled a season-high 145 yards versus Kansas City (11/24) with two touchdowns. Tied a career-high with eight receptions for 77 yards at San Francisco (12/1). Rushed for 123 yards in a 27-20 loss versus Philadelphia (12/8), the first game he's lost when rushing for at least 100 yards. Had the game-winning touchdown in overtime at Atlanta (12/15) on a 27-yard scoop, one of two touchdowns on the day in a 127-yard performance. Also had two rushing scores the following week versus St. Louis (12/22).

PRO: Of the five running backs selected in the first-round of the 2000 NFL Draft, none have more than Alexander's 2,806 yards or 32 touchdowns over the last three seasons. In 29 career starts, averages 112.6 total yards from scrimmage (86.7 rush/25.9 receiving). Has had eight 100-yard rushing games and has a 7-1 record in those games. Drafted with the 19th pick in the first round of the 2000 NFL draft. Alexander became the third running back to be taken in the first round by the Seahawks, following Curt Warner in 1983 and John L. Williams in 1986. The 35th running back drafted by the Seahawks. 2000: Saw action in all 16 games and started one in a reserve role during his rookie season. Served as Seattle's short-yardage back on third and fourth downs. Finished the season second on the team, behind Ricky Watters, rushing 64 times for 313 yards. His 4.9-yard average ranked second among rookie running backs. Average also ranks second among all-time

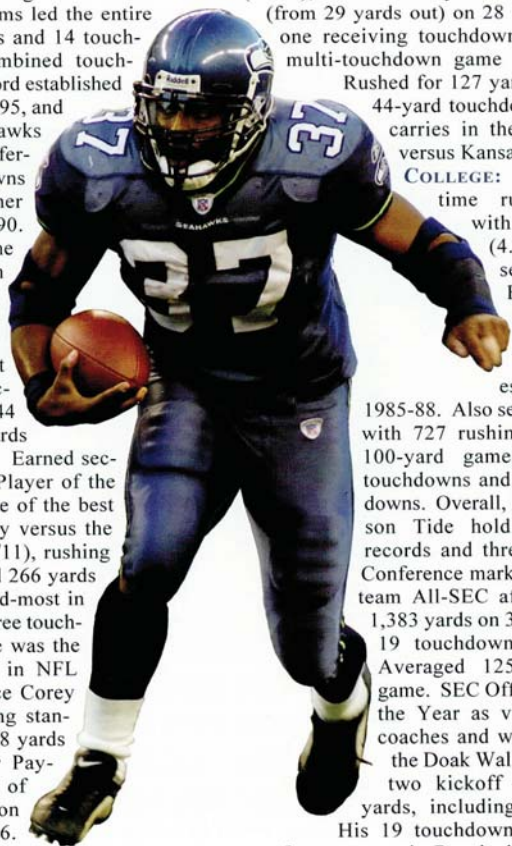
Seahawks rookies (at least 50 attempts) behind Rick Mirer. Mirer had a 5.0 average on 68 carries for 343 yards in 1993. Alexander earned his first career start in a

split backfield with Watters at Kansas City (10/2) and turned in his finest performance of the season. He rushed for season highs with 11 carries and 74 yards, which included 55 yards on six carries on a touchdown drive just before halftime to give Seattle a 14-7 lead, a drive he capped with his first career touchdown run from 7 yards out. In the second meeting versus the Chiefs (10/29), he only carried the ball four times, but rolled off 53 yards, which included a career-long 50-yard burst on fourth-and-1. Rushed for his second

OFF THE FIELD

The Shaun Alexander Family Foundation raised over \$40,000 to build playgrounds for underprivileged children.

touchdown of the season on a 4-yard run versus Oakland (12/16). 2001: Despite only starting 12 games, rushed for 1,318 yards on 309 attempts, the fifth-highest rushing total in team history while becoming just the fourth back to eclipse the 1000-yard mark joining Curt Warner, Chris Warren and Ricky Watters. Played in all 16 games, and earned the starting role after Ricky Watters injured his shoulder at Oakland (9/30) that snapped a streak of 116 consecutive starts. Watters returned to the starting lineup versus Dallas (12/9), but suffered a broken ankle and was placed on injured reserve and Alexander started the three remaining games. Rushing total was the third-highest in the AFC (6th NFL) while his 4.3-yards per rush ranked third in the AFC (4th NFL) among backs with at least 300 carries. Led the NFL with 14 rushing touchdowns, just one shy of Chris Warren's 1995 team record. Led the AFC and was tied for second in the NFL in non-kicker scoring with 96 points (Faulk 128/Owens 96) on 16 total touchdowns (14 rush/2 receiving). Marked the first time that a Seahawks player led the AFC in non-kicker scoring and rushing touchdowns since 1978, when David Sims led the entire league with 90 points and 14 touchdowns. Sixteen combined touchdowns tied a team record established by Chris Warren in 1995, and became the first Seahawks player to lead the conference in total touchdowns since Derrick Fenner scored 15 in 1990. Ranked third in the AFC (6th NFL) with 1,661 total yards from scrimmage, and ranked sixth in the AFC with 76 first downs. Finished second on the team with 44 receptions for 343 yards and two touchdowns. Earned second AFC Offensive Player of the Week award after one of the best games in NFL history versus the Oakland Raiders (11/11), rushing for a franchise record 266 yards on 35 carries - second-most in team history - with three touchdowns. Performance was the fourth highest total in NFL history and best since Corey Dillon set the rushing standard in 2000 with 278 yards which broke Walter Payton's 23-year record of 275. O.J. Simpson recorded 273 in 1976. Three touchdowns were



the most in one game since Chris Warren rushed for three versus Denver on October 1, 1995. Had an 88-yard touchdown run which ranks as the longest offensive touchdown from scrimmage in team annals. First start of the season came versus Jacksonville (10/7) and rushed 31 times for 176 yards and two touchdowns while earning his first AFC Offensive Player of the Week award. Total is the sixth-highest on the team's rushing charts. Rushed for 142 yards the following week versus Denver (10/14) on 33 carries and had two touchdowns, including a 60-yard scoring run. Versus Miami (10/28), carried 23 times for 87 yards. Although he only totaled 60 yards on 13 carries at Washington (11/4), had a 41-yard touchdown run. Registered 93 yards and a touchdown on 25 carries at Buffalo (11/18). Had 87 yards on 29 carries in overtime victory versus San Diego (12/2), including six carries for 29 yards in overtime which led to the game-winning field goal. Split time with Watters at Denver (12/9) and replaced him after Watters (ankle) got the start versus Dallas (12/16). At New York versus the Giants (12/23), rushed for 96 yards and a touchdown (from 29 yards out) on 28 carries and had one receiving touchdown for his fourth multi-touchdown game of the season.

Rushed for 127 yards, including a 44-yard touchdown, on just 20 carries in the season finale versus Kansas City (1/6/02).

COLLEGE: Alabama's all-time rushing leader, with 3,565 yards (4.9 avg) in four seasons. Broke Bobby Humphrey's school mark of 3,420 yards established from

1985-88. Also set school records with 727 rushing attempts, 15 100-yard games, 41 rushing touchdowns and 50 total touchdowns. Overall, he left the Crimson Tide holding 15 school records and three Southeastern Conference marks. Named first-team All-SEC after rushing for 1,383 yards on 302 attempts and 19 touchdowns as a senior. Averaged 125.73 yards per game. SEC Offensive Player of the Year as voted on by the coaches and was a finalist for the Doak Walker Award. Had two kickoff returns for 90 yards, including a touchdown.

His 19 touchdowns established a conference record. Reached 1,000 yards on

the ground in the seventh game, the fastest of any 'Bama player. Finished college career with 161 yards on 25 carries with three touchdowns versus Michigan in the Orange Bowl. As a junior, earned All-SEC selection after rushing for 1,178 yards on 258 carries with 13 touchdowns. Averaged 107.09 yards in 11 games. Picked up 206 yards on 20 rushing attempts and three scores versus Vanderbilt. Played in nine games as a reserve during sophomore season. Rushed for 415 yards on 90 carries (4.6) and three touchdowns. Played in 11 games and gained 589 yards on 77 carries (7.6) and six touchdowns as a freshman.

PERSONAL: Gatorade Circle of Champions Kentucky Player of the Year, *Parade* and *USA Today* All-American at Boone County (Ky.) High. Ranks fifth on the prep national career-record list with 110 touchdowns and ninth with 6,657 yards. Rushed for 3,166 yards and 54 touchdowns as a prep senior. Earned a degree in Marketing in 1999 and is pursuing a second undergraduate degree in Advertising. Academic All-SEC as a senior. Brother, Duran, played drums in the University of Notre Dame Marching Band. Born August 30, 1977, in Florence, Ky. Married his wife, Valerie, on May 18, 2002.

ALEXANDER'S NFL RECORD

Club	G/S	Rushing					Receiving				
		Att	Yds	Avg	LG	TD	No	Yds	Avg	LG	TD
2000 Seattle	16/1	64	313	4.9	50	2	5	41	8.2	18	0
2001 Seattle	16/12	309	1,318	4.3	88t	14	44	343	7.8	28t	2
2002 Seattle	16/16	295	1,175	4.0	58	16	59	460	7.8	80t	2
NFL TOTALS	48/29	668	2,806	4.2	88t	32	108	844	7.8	80t	4

ALEXANDER VS. THE NFL

	-----Rushing-----								-----Receiving-----					-----Record-----		
	G	Att	Yds	Avg	LG	TD	100	Rec	Yds	Avg	LG	TD	W	L	T	
Arizona	2	29	79	2.7	16	2	0	7	48	6.9	11	0	1	1	0	
Atlanta	2	31	132	4.3	27t	2	1	1	15	15.0	15	0	2	0	0	
Baltimore	0	0	0	0.0	0	0	0	0	0	0.0	0	0	0	0	0	
Buffalo	2	30	135	4.5	21	1	0	4	15	3.8	12	0	1	1	0	
Carolina	1	1	0	0.0	0	0	0	0	0	0.0	0	0	0	1	0	
Chicago	0	0	0	0.0	0	0	0	0	0	0.0	0	0	0	0	0	
Cincinnati	0	0	0	0.0	0	0	0	0	0	0.0	0	0	0	0	0	
Cleveland	1	4	3	0.8	8	0	0	0	0	0.0	0	0	1	0	0	
Dallas	2	30	85	2.8	10	3	0	7	38	5.4	15	0	2	0	0	
Denver	5	60	205	3.4	60t	2	1	10	51	5.1	19	0	1	4	0	
Detroit	0	0	0	0.0	0	0	0	0	0	0.	0	0	0	0	0	
Green Bay	0	0	0	0.0	0	0	0	0	0	0.0	0	0	0	0	0	
Indianapolis	1	5	20	4.0	7	0	0	0	0	0.0	0	0	0	1	0	
Jacksonville	2	34	189	5.6	23	2	1	2	15	7.5	15	0	2	0	0	
Kansas City	5	71	442	6.2	50	4	2	16	119	7.4	28t	1	2	3	0	
Miami	2	25	92	3.7	11	0	0	1	9	9.0	9	0	0	2	0	
Minnesota	1	24	139	5.8	43	4	1	3	92	30.7	80t	1	1	0	0	
New England	0	0	0	0.0	0	0	0	0	0	0.0	0	0	0	0	0	
New Orleans	1	5	19	3.8	9	0	0	2	21	10.5	18	0	1	0	0	
N.Y. Giants	2	42	133	3.2	29t	1	0	9	82	9.1	16t	1	0	2	0	
N.Y. Jets	0	0	0	0.0	0	0	0	0	0	0.0	0	0	0	0	0	
Oakland	5	69	353	5.1	88t	3	1	14	109	7.8	25	1	2	3	0	
Philadelphia	2	20	129	6.5	58	0	1	3	8	2.7	9	0	0	2	0	
Pittsburgh	0	0	0	0.0	0	0	0	0	0	0.0	0	0	0	0	0	
St. Louis	3	41	127	3.1	25	2	0	2	22	11.0	16	0	1	2	0	
San Diego	5	74	227	3.1	14	2	0	7	46	6.6	17	0	5	0	0	
San Francisco	2	41	170	4.1	42	1	0	12	102	8.5	16	0	0	2	0	
Seattle	0	0	0	0.0	0	0	0	0	0	0.0	0	0	0	0	0	
Tampa Bay	0	0	0	0.0	0	0	0	0	0	0.0	0	0	0	0	0	
Tennessee	0	0	0	0.0	0	0	0	0	0	0.0	0	0	0	0	0	
Washington	2	32	127	3.9	41t	1	0	12	90	7.5	19	0	0	2	0	
TOTALS	48	668	2,806	4.2	88t	32	8	108	844	7.8	80t	4	22	26	0	
Regular Season	48	668	2,806	4.2	88t	32	8	108	844	7.8	80t	4	22	26	0	
Postseason	0	0	0	0.0	0	0	0	0	0	0.0	0	0	0	0	0	

SINGLE GAME HIGHS

Rushes: 35, vs. Oakland (11/11/01)

Yards: 266, vs. Oakland (11/11/01)

Longest, no TD: 58, vs. Philadelphia (12/8/02)

Longest, TD: 88, vs. Oakland (11/11/01)

TDs: 4, vs. Minnesota (9/29/02)

Receptions: 8, 2 Times, Last at San Francisco (12/1/02)

Yards: 92, vs. Minnesota (9/29/02)

Longest, no TD: 25, at Oakland (9/30/01)

Longest, TD: 80, vs. Minnesota (9/29/02)


TDs: 1, 4 Times, Last vs. Minnesota (9/29/02)

ALEXANDER'S GAME-BY-GAME

2000	Opponent	Rushing					Receiving					Total	W/L
		Att	Yds	Avg	LG	TD	Rec	Yds	Avg	LG	TD		
09/06	at Miami	2	5	2.5	5	0	0	0	0.0	0	0	5	L
09/10	St. Louis	3	18	6.0	10	0	0	0	0.0	0	0	18	L
09/17	New Orleans	5	19	3.8	9	0	2	21	10.5	18	0	40	W
09/24	at San Diego	3	19	6.3	9	0	0	0	0.0	0	0	19	W
10/02	at Kansas City	11	74	6.7	17	1	2	13	6.5	11	0	87	L
10/08	at Carolina	1	0	0.0	0	0	0	0	0.0	0	0	0	L
10/15	Indianapolis	5	20	4.0	7	0	0	0	0.0	0	0	20	L
10/22	at Oakland	9	29	3.2	12	0	0	0	0.0	0	0	29	L
10/29	Kansas City	4	53	13.3	50	0	1	7	7.0	7	0	60	L
11/05	San Diego	4	-5	-1.3	2	0	0	0	0.0	0	0	-5	W
11/12	at Jacksonville	3	13	4.3	6	0	0	0	0.0	0	0	13	W
11/19	Bye Week												
11/26	Denver	3	1	0.3	1	0	0	0	0.0	0	0	1	L
12/03	at Atlanta	3	5	1.7	2	0	0	0	0.0	0	0	5	W
12/10	at Denver	1	16	16.0	16	0	0	0	0.0	0	0	16	L
12/16	Oakland	2	4	2.0	4	1	0	0	0.0	0	0	4	W
12/23	Buffalo	5	42	8.4	17	0	0	0	0.0	0	0	42	L
Regular Season Totals (16/1)		64	313	4.9	50	2	5	41	8.2	18	0	354	6-10

2001	Opponent	Rushing					Receiving					Total	W/L
		Att	Yds	Avg	LG	TD	Rec	Yds	Avg	LG	TD		
09/09	at Cleveland	4	3	0.8	8	0	0	0	0.0	0	0	3	W
09/23	Philadelphia	3	6	2.0	4	0	0	0	0.0	0	0	6	L
09/30	at Oakland	10	18	1.8	5	1	7	66	9.4	25	0	84	L
10/07	Jacksonville	31	176	5.7	23	2	2	15	7.5	15	0	191	W
10/14	Denver	33	142	4.3	60t	2	2	24	12.0	19	0	166	W
10/21	Bye Week												
10/28	Miami	23	87	3.8	11	0	1	9	9.0	9	0	96	L
11/04	at Washington	13	60	4.6	41t	1	4	42	10.5	18	0	102	L
11/11	Oakland	35	266	7.6	88t	3	1	7	7.0	7	0	273	W
11/18	at Buffalo	25	93	3.7	21	1	4	15	3.8	12	0	108	W
11/25	at Kansas City	13	43	3.3	15	0	6	62	10.3	28t	1	105	L
12/02	San Diego	29	87	3.0	12	1	4	14	3.5	6	0	101	W
12/09	at Denver	12	28	2.3	10	0	2	4	2.0	3	0	32	L
12/16	Dallas	7	27	3.9	9	1	0	0	0.0	0	0	27	W
12/23	at New York Giants	28	96	3.4	29t	1	3	36	12.0	16t	1	132	L
12/30	at San Diego	23	59	2.6	8	0	2	18	9.0	17	0	77	W
01/06/02	Kansas City	20	127	6.4	44t	1	6	31	5.2	17	0	158	W
Regular Season Totals (16/12)		309	1,318	4.3	88t	14	44	343	7.8	28t	2	1,661	9-7

2002	Opponent	Rushing					Receiving					Total	W/L
		Att	Yds	Avg	LG	TD	Rec	Yds	Avg	LG	TD		
09/08	at Oakland	13	36	2.8	9	0	6	36	6.0	11t	1	72	L
09/15	Arizona	17	37	2.2	13	0	6	46	7.7	11	0	83	L
09/22	NY Giants	14	37	2.6	9	0	2	8	4.0	8	0	45	L
09/29	Minnesota	24	139	5.8	43	4	3	92	30.7	80t	1	231	W
10/06	Bye Week												
10/14	San Francisco	25	96	3.8	42	1	4	25	6.3	9	0	121	L
10/21	at St. Louis	12	30	2.5	9	0	1	16	16.0	16	0	46	L
10/28	at Dallas	23	58	2.5	10	2	7	38	5.4	15	0	96	W
11/03	Washington	19	67	3.5	16	0	8	48	6.0	19	0	115	L
11/10	at Arizona	12	42	3.5	16	2	1	2	2.0	2	0	44	W
11/17	Denver	11	18	1.6	4	0	6	23	3.8	10	0	41	L
11/24	Kansas City	23	145	6.3	46t	2	1	6	6.0	6	0	151	W
12/01	at San Francisco	16	74	4.6	20	0	8	77	9.6	16	0	151	L
12/08	Philadelphia	17	123	7.2	58	0	3	8	2.7	9	0	131	L
12/15	at Atlanta	28	127	4.5	27t	2	1	15	15.0	15	0	142	W
12/22	St. Louis	26	79	3.0	25	2	1	6	6.0	6	0	85	W
12/29	at San Diego	15	67	4.5	14	1	1	14	14.0	14	0	81	W
Regular Season Totals (16/16)		295	1,175	4.0	58	16	59	460	7.8	80t	2	1,635	7-9
Career Totals (48/29)		668	2,806	4.2	88t	32	108	844	7.8	80t	4	3,650	22-26



ALEX BANNISTER

WIDE RECEIVER

6-5 207

EASTERN KENTUCKY

3RD NFL SEASON

3RD SEAHAWKS SEASON

5TH ROUND 2001

2002 GAMES/STARTS: 16/1

CAREER GAMES/STARTS: 32/1

APRIL 23, 1979

CINCINNATI, OHIO

85

2002: Played in all 16 games with one start. Finished second on the team with 13 special teams tackles and had one fumble recovery. Made first-career start at Oakland when the team opened in a four-receiver set.

PRO: Selected in the fifth round (140th overall) of the 2001 NFL Draft. One of two receivers taken in the draft by Seattle (Koren Robinson). **2001:** Saw action in all 16 games as a rookie including 13 at receiver. A consistent performer on special teams, finished fourth on the team in that category with 11 tackles. Caught four passes on the season for 50 yards. Versus Denver (10/14), blocked a Tom Rouen punt and returned it 9 yards for a touchdown. The blocked punt and score was the first for the Seahawks since Eugene Robinson returned one 8 yards versus Green Bay (11/15/87), a span of 218 games. Also recorded his first career reception, a 4-yarder, versus Denver. Recovered a fumble on special teams the very next game versus Miami (10/28). Had 13-yard reception at Washington (11/4), a

career-long 17-yarder versus San Diego (12/2), and a 16-yard catch at New York versus the Giants (12/23).

COLLEGE: Finished career third on the school's all-time list with 144 receptions, and second with 22 touchdown receptions. Touchdown total was just five shy of the ECU record. Gained 2,142 yards in his four-year career. Led team with a career-high 71 receptions for 1,122 yards and 12 touchdowns as a senior. Receptions and yards rank as the second highest single-season total in school history. Twelve touchdowns set a school record for most touchdowns in a single season. Averaged 102.0 yards per game receiving and added 8 yards on a pair of reverses. Had six games with at least 100 yards receiving. Earned USA Today National Player of the Week and Ohio Valley Conference Player of the Week honors as he caught 16 passes for 224 yards and a 44-yard touchdown versus Murray State.

PERSONAL: All-Conference selection during his three-year football career at Hughs Center (Cincinnati, Ohio) High School. Played in the area all-star game. Standout performer in track, was named Most Valuable and Most Improved Performer in track, competing in the 200 meters (21.0), 100-meter high hurdles (14.7), 110- and 300-meter hurdles, 4x100, 4x200, 4x400 and 1,600-meter relay teams.

OFF THE FIELD

Alex participated in the Big Brothers and Big Sisters Bowl for Kids Sake in Renton, Wash.

BANNISTER'S NFL RECORD

Club	G/S	Receiving					Rushing				
		No	Yds	Avg	LG	TD	Att	Yds	Avg	TD	
2001 Seattle	16/0	4	50	12.5	17	0	0	0	0.0	0	
2002 Seattle	16/1	0	0	0.0	0	0	0	0	0.0	0	
NFL TOTALS	32/1	4	50	12.5	17	0	0	0	0.0	0	


SINGLE GAME HIGHS

Most Receptions: 1, 4 Times (Last at NYG 12/23/01)
Most Yards: 17, vs. San Diego 12/2/01

Longest Reception: 17, vs. San Diego 12/2/01
Most Touchdowns: None

ADDITIONAL STATISTICS

Special Team Tackles: 2001 -11, 2002 - 13, Career Totals: 24
Kickoff Returns: None



MARCUS BELL
LINEBACKER
6-1 245
ARIZONA
4TH NFL SEASON
4TH SEAHAWKS SEASON
4TH ROUND (A) 2000
2002 GAMES/STARTS: 16/9
CAREER GAMES/STARTS: 45/9
JULY 19, 1977
ST. JOHNS, ARIZONA

2002: Saw action in 16 games, starting nine. Replaced Anthony Simmons (ankle) in the starting role at outside linebacker and also saw action at linebacker in the nickel package. Totaled a career-high 74 tackles (63 solo), one sack, five passes defended, two forced fumbles and a fumble recovery. Started first-career game versus Arizona (9/15) and finished with 10 stops, one of the three double-digit tackle performances on the season. Collected career-high 14 stops versus Minnesota (9/29). Also posted 10 tackles at Arizona (11/10) along with a forced fumble and recovery.

PRO: Selected by the Seahawks in the fourth round, 116th overall, of the 2000 NFL Draft, the first of two fourth-round choices. **2000:** Saw action in all 16 games primarily on special teams. Finished the season fourth on the team with 12 special teams stops. Saw duty in seven games as a reserve outside linebacker where he posted two solo tackles, an interception and a pass defended. Had one tackle at Denver (12/10) and at Oakland (10/22). Subbed for Anthony Simmons just two plays in the first quarter versus Oakland (12/16), but came up with his first career interception and returned it 30 yards deep into Raiders territory to set up an early touchdown. **2001:** Saw action in 13 games, 12 at outside linebacker, and totaled 23 tackles (21 solo) and a sack. Was a key player on special teams and registered 10 stops. Missed three games (Dallas 12/16, at San Diego 12/30, Kansas City 1/6/02) with a stinger. Saw action in nickel situations most of the season. Had season-high four tackles versus Oakland (11/11).

COLLEGE: Three-year starter and two-time first-team All-Pac 10 at middle linebacker for the Wildcats totaling 405 tackles in his career. Started all season at middle linebacker as a senior and led the team with 124 tackles adding four sacks and one interception. All-Pac-10 first-team selection in final two seasons. As a

junior, led the conference with 11.6 tackles per game. Twice named Pac-10 Defensive Player of the Week. Finished with a team-leading 139 tackles with three sacks. Had 10 tackles in Holiday Bowl versus Nebraska. Started every game, but one at inside linebacker as a sophomore finishing second on the team with 80 tackles, including four sacks. Saw action as a backup inside linebacker during freshman season and recorded 41 tackles. Redshirted in 1995.

PERSONAL: Earned nine letters in football, wrestling and track at St. Johns High in Arizona, a town of 3,300 people. Earned all-state honors in football following his junior and senior prep seasons. Majored in geography. Middle name is Udall.

OFF THE FIELD

Marcus helped register 312 people for the Seahawks Annual Blood Drive which is held around the anniversary of 9/11 each year.

Club	G/S	Tackles			Sacks		Interceptions				LG	TD	PD	FF	FR
		Tri	So	Ast	QB	Yds	No	Yds	Avg						
2000 Seattle	16/0	2	2	0	0.0	0.0	1	30	30.0	30	0	1	0	0	
2001 Seattle	13/0	23	21	2	1.0	3.0	0	0	0	0	0	0	0	0	
2002 Seattle	16/9	74	63	11	1.0	8.0	0	0	0	0	0	5	2	1	
NFL TOTALS	45/9	99	86	13	2.0	11.0	1	30	30.0	30	0	6	2	1	


BELL'S SINGLE GAME HIGHS

Tackles: 14, vs. Minnesota 9/29/02
Interceptions: 1, vs. Oakland 12/16/00

Forced Fumbles: 1, vs. Minnesota 9/29/02
Fumble Recoveries: 2, at Arizona 11/10/02

BELL'S ADDITIONAL STATS

Special Team Tackles: 2000 -12, 2001 -10, 2002 -4: Career Totals: 26



Rocky BERNARD

DEFENSIVE TACKLE
6-3 293

TEXAS A&M
2ND NFL SEASON
2ND SEAHAWKS SEASON
5TH ROUND (A) 2002
2002 GAMES/STARTS: 16/2
CAREER GAMES/STARTS: 16/2
APRIL 19, 1979
BAYTOWN, TEXAS

99

2002: Played in 16 games as a rookie with two starts at New York versus the Giants (9/22) and versus Minnesota (9/29). Became the first rookie defensive lineman to start a game for the Seahawks since Sam Adams in 1994. Totaled 49 tackles (34 solo) with four sacks. Named the NFL's Defensive Rookie of the Month for September after leading the club with four sacks, while adding 18 tackles. Despite starting just two games, season tackle total was third among defensive linemen. Had

OFF THE FIELD

Rocky was part of the United Way's Hometown Huddle where he planted tulip bulbs at the Kinderling Center in Bellevue.

first-career sack versus Arizona (9/15) and started the following week at New York for John Randle (knee) and Brandon Mitchell (calf) and posted another sack

to go along with five solo tackles. Also started the next week versus Minnesota and collected

two sacks and season-high nine tackles. Forced first-career fumble at Arizona (11/10) to stifle a scoring threat on the Seahawks 1-yard line.

PRO: Selected with the 11th pick of the fifth round (146th overall) by the Seahawks in the 2002 draft. Was the second defensive player chosen by Seattle in that draft (Anton Palepoi, 56th overall).

COLLEGE: In 33 career starts, collected 170 tackles (89 solo) with 12 sacks and 33 stops for loss. Was the only member of the Aggies' defensive line to start every game his final season and posted 69 tackles, the most tackles by an Aggie lineman since former Seahawks player Sam Adams (78 in 1993).

PERSONAL: All-American selection by Super-Prep and Prepstar at Sterling High School (Baytown, Texas). Earned District 22-5A Defensive MVP honors after posting 102 tackles, 12 quarterback pressures and five forced fumbles. Agricultural economics major. First name is Robert, nicknamed "Rocky".


BERNARD'S NFL RECORD

Club	G/S	Tackles			Sacks		Interceptions			LG	TD	PD	FF	FR
		Tkl	So	Ast	QB	Yds	No	Yds	Avg					
2002 Seattle	16/2	49	34	15	4.0	26.0	0	0	0	0	0	1	1	0
NFL TOTALS	16/2	49	34	15	4.0	26.0	0	0	0	0	0	1	1	0

SINGLE GAME HIGHS

Tackles: 9, vs. Minnesota 9/29/02
Interceptions: None
Sacks: 2, vs. Minnesota 9/29/02

Forced Fumbles: 1, at Arizona 11/10/02
Fumble Recoveries: None



TERREAL BIERRRIA

SAFETY
6-3 211

34

GEORGIA
2ND NFL SEASON
2ND SEAHAWKS SEASON
4TH ROUND 2002
2002 GAMES/STARTS: 14/0
CAREER GAMES/STARTS: 14/0
OCTOBER 10, 1980
SLIDELL, LOUISIANA

2002: Saw action in 14 games after being inactive the first two games of the season. All action came on special teams where he led the team with 16. Had season-high five special-teams tackles versus Minnesota (9/29) and made the final block for a Maurice Morris 97-yard touchdown kickoff return at St. Louis (10/20).

PRO: Selected with the 22nd pick in the fourth round (120th overall) and was only the 15th safety taken in Seahawks draft history.

COLLEGE: Started 21 of 23 games as a Bulldog and registered 190 tackles with 10 stops behind the line of scrimmage and recovered four fumbles. Also had four interceptions and 16 passes defensed. Entered the NFL draft following his junior season after finishing third on the team with 75 tackles. As a sophomore, collected 83 stops with eight passes defensed and

three interceptions, one he returned 75 yards for a touchdown versus Auburn.

PERSONAL: Named to the USA Today All-USA second team, New Orleans Times Picayune 5A All State first team at Salmen High School (Slidell, La.). Voted Most Valuable Defensive Player in the district as a senior where he recorded 111 tackles, four sacks, two interceptions, two forced fumbles and two fumble recoveries his final year. Education major.

OFF THE FIELD

Terreal helped paint walls at the Kinderling Center in Bellevue as part of the United Way's Hometown Huddle.

BIERRRIA'S NFL RECORD

Club	G/S	Tackles			Sacks		Interceptions			LG	TD	PD	FF	FR
		Tkl	So	Ast	QB	Yds	No	Yds	Avg					
2002 Seattle	14/0	0	0	0	0	0	0	0	0	0	0	0	0	0
NFL TOTALS	14/0	0	0	0	0	0	0	0	0	0	0	0	0	0

ADDITIONAL STATS

Special Team Tackles: 2002 -16; Career Totals: 16

HAWK NOTES

The Seahawks have intercepted their opponents 104 times since the beginning of 1998 (80 games). That number ranks third in the NFL. Tampa Bay has the most over that period with 117.

INTERCEPTION LEADERS SINCE 1998

1.	Tampa Bay	117
2.	Miami	112
3.	Seattle	104
4.	Green Bay	101
	NY Jets	101

HAROLD BLACKMON



SAFETY
5-11 216
NORTHWESTERN
3RD NFL SEASON
3RD SEAHAWKS SEASON
7TH ROUND (A) 2001
2002 GAMES/STARTS: 7/0
CAREER GAMES/STARTS: 9/0
MAY 20, 1978
CHICAGO, ILLINOIS

28

2002: Played in seven games and was inactive the other nine. Saw action at defensive back in two games. Saw action at safety versus New York Giants (9/22) and made first career tackle when Shawn Springs (foot) left the game late in the fourth quarter. Also saw action versus Philadelphia (12/8) at cornerback with Willie Williams (foot) out and collected one solo stop, one pass defended and a special teams tackle.

PRO: Selected by the Seahawks as the first of three seventh-round picks (210th overall) of the 2001 NFL Draft. **2001:** Saw action on special teams in the first two games of the season at Cleveland (9/9) and versus Philadelphia (9/23), but did not register

(leg) was placed on injured reserve. Was inactive for the season finale versus Kansas City (1/06/02).

COLLEGE: Started 41 of 47 career games played for the Wildcats. Finished four-year career with 161 tackles (114 solo), 10 picks, seven forced fumbles, one fumble recovery and 48 passed defended. Redshirted his true freshman year. Started all 12 games as a senior and was an All-Big Ten first-team pick by *The Sporting News* and *The Sports Xchange*. Posted 22 passes defended which broke his own record (17) set his junior year. Set career-highs with 49 tackles (40 solo) and five interceptions, along with a pair of forced fumbles. Set a career-high with nine tackles vs. Michigan.

PERSONAL: Attended Leo High in Chicago. *Blue Chip Illustrated* All-American and All-Midwest Region pick, adding first-team All-Catholic League accolades as a senior, and was a second-team pick as a junior. Also ran track. Member of the 4x100 meter state track championship team. Named to the high school honor roll all four years. Majored in psychology. Son of Flora Gardner and Harold Blackmon, Sr. Born in Chicago, Ill. Has a wife, Rachelle, and baby boy Jai'el (12/14/01).

OFF THE FIELD

Harold completed the North Bend Elementary Walk-a-jog-a-move-a-thon to help raise money for the school.

any tackles. Inactive at Oakland (9/30), and was waived on October 2. Signed to the team's practice squad the following day. Re-

signed to the active roster (1/4/02) after Lamar King

BLACKMON'S NFL RECORD

Club	G/S	Defense												
		Tackles			Sacks		Interceptions			LG	TD	PD	FF	FR
Tkl	So	Ast	QB	Yds	No	Yds	Avg							
2001 Seattle	2/0	0	0	0	0.0	0	0	0	0.0	0	0	0	0	0
2002 Seattle	7/0	2	2	0	0.0	0	0	0	0.0	0	0	1	0	0
NFL TOTALS	9/0	2	2	0	0.0	0	0	0	0.0	0	0	1	0	0

ADDITIONAL STATS

Special Team Tackles: 2002 -1; Career Totals: 1

CHAD BROWN

LINEBACKER

6-2 245

COLORADO

11TH NFL SEASON

7TH SEAHAWKS SEASON

UFA (PIT) 1997


2002 GAMES/STARTS: 8/8

CAREER GAMES/STARTS: 142/135

JULY 12, 1970

ALTADENA, CALIFORNIA

94



2002: Started the first eight regular-season games before undergoing season-ending surgery (11/5) after suffering a broken foot versus Washington (11/3). Was placed on injured reserve (11/12). Still finished second on the team totaling six sacks to go along with 50 total tackles (42 solo). Recorded at least one sack in five consecutive games starting with Arizona (9/15) ending at St. Louis (10/20), his longest such streak since the 1997 season. Had season-high 11 tackles versus Minnesota (9/29).

PRO: Made an immediate impact with the Seahawks after signing as an unrestricted free agent in 1997. Versatile player who has started at right outside linebacker and played right end in the nickel. Since joining the Seahawks, no one has more tackles than his 621 over the last six seasons. Celebrated his third season with the Seahawks with his third trip to the Pro Bowl (second with Seahawks). Has recorded at least 100 tackles in five seasons, three consecutive (1997-99). Ranks sixth all-time for the Seahawks with 40.0 sacks. Played his first four seasons with the Pittsburgh Steelers after being their 1993 second-round draft choice, the 44th player chosen overall. Played 56 regular season games with the Steelers, starting 49. Credited with 299 tackles, 30 sacks, eight forced fumbles, and two fumble recoveries. Made his first 36 starts at inside linebacker before starting 13 times at right outside linebacker in 1996. Had 119 tackles in 1994 and then finished third in the AFC with 13 sacks in 1996. Single-game high of 4.5 sacks at Cincinnati was an NFL high for 1996. Played in nine postseason games, starting seven. Had three sacks against Indianapolis in 1996. 1993: Played 16 games and started the last nine at inside linebacker. Also saw action at outside linebacker in nickel situations and on special teams. Finished the season with 69 tackles, three sacks, and a team-high 10 quarterback pressures. Credited with six tackles, two sacks, and a forced fumble in his first start at Cincinnati (11/7) to earn a game ball. Posted a single-game high 10 tackles, including a sack and forced fumble, at Miami (12/13). Started at Kansas City in the postseason and had 10 tackles and added one on special teams. 1994: Started 16 regular season games and led team with career-best 119 tackles. Also led with 90 solo stops and was third with

8.5 sacks. Had at least 10 tackles in four games, including a single-game career best 14 (12 solo) versus Seattle in Husky Stadium. Led team in tackles six times. Picked off first career pass versus Cleveland (12/18). Added seven tackles in two postseason starts. 1995: Started 10-of-the-first-11 games, missing game eight with an ankle sprain, an injury that also kept him inactive for the last five games. Was leading the NFL with 5.5 sacks after five weeks. Included was a three-sack performance at Houston (9/10). Inactive versus Jacksonville (10/29) his first game missed on any level. Returned to play in all three postseason games, starting Super Bowl XXX versus Dallas. 1996: Played and started 14 games. Started the season opener at inside linebacker before moving to outside linebacker after a season-ending injury to five-time Pro Bowler Greg Lloyd and earned a trip to the Pro Bowl as a starter. Missed two-of-the-last-four games with an ankle injury but returned to start both playoff games. Led the team with 13 sacks, a total that ranked third in the AFC and fourth in the NFL. Had an NFL-high 4.5 sacks at Cincinnati (10/13), one-half off the club record, and 11 tackles to earn AFC Defensive Player of the Week honors. Sack total was the highest by an NFL player since 1991. Totaled three sacks versus Jacksonville (11/18) and two against San Diego (12/8). Second with 81 tackles and had a single-game high 11 at Cincinnati. Totaled five tackles and three sacks against Indianapolis in a wild card game and added six tackles at New England. 1997: Started 15 games at right linebacker and led team in tackles with 104. Inactive at Oakland (12/14) after suffering a concussion at Baltimore (12/7) on the game's first play. Injury kept him out of most of the second half of that game. Also was the team leader in solo tackles (75), assisted tackles (29), and

OFF THE FIELD

Chad was a model for the American Lung Association photo shoot at Seahawks Stadium. Chad is a leading voice for Asthma awareness.


fumble recoveries (4). Finished third in sacks (6.5) and tied for second in tackles for loss (12.5). Had three games with at least ten tackles and led the team in tackles a team high six times. Totaled 12 tackles versus Tennessee (10/5) and 11 at Kansas City (9/28) and at Denver (11/2). Earned AFC Defensive Player of the Week honors after a three-sack performance at Indianapolis (9/21). Defense held the Colts to a franchise low 118 yards. Had 1.5 sacks at San Diego (11/9). Scored two touchdowns, the first of his career, on fumble returns, a 26-yarder against Denver (9/7) and a 42-yarder at Baltimore (12/7). Tied a team record with two fumble recoveries at New Orleans (11/16). Finished with a team-high four recoveries, the most recoveries by an individual since 1991. Signed as an unrestricted free agent on February 15, 1998: Finished season as club's leader in total tackles with 150 total stops (team-high and career-best 119 solo), and second with 7.5 quarterback sacks. Was voted to Pro Bowl and started at outside linebacker for the AFC squad. His tackle total ranks second in team history behind Terry Beeson's 1978 record of 153 total tackles. His sack total was good for 10th in the AFC. He recorded at least nine tackles in 12 games, and led the club in total tackles a team-high eight times. Tied a career-high with 14 total tackles at Pittsburgh (9/27), previous best was at Seattle (9/25/94). Registered two quarterback sacks against Kansas City (11/8). The game marked his eighth career multi-sack effort. In the game, he also recorded the fourth interception of his career when he intercepted a Rich Gannon pass in the fourth quarter at the Seahawks' 15-yard line. Had streak of four consecutive games with at least half a quarterback sack during the season (9/20 - 10/11). Capped streak with second 14-tackle effort of season versus Denver (10/20). 1999: Led team in tackles for third consecutive season with 117 (87 solo) en route to his third AFC Pro Bowl selection (second with Seattle). Finished fourth on the team with 5.5 sacks and led the team five times in tackles. Recorded five tackles and 1.5 sacks in just one half of action in season opener versus Detroit (9/12), but suffered a neck injury and was forced to miss the second half and the following week. Returned to record eight tackles versus Pittsburgh (9/26). Tied season high with team leading 12 stops (11 solo) and a forced fumble in Monday Night game at Green Bay (11/1). Also tallied 12 tackles (eight solo) and a sack versus Tampa Bay (11/28). Led the team with 10 tackles (five solo) at Oakland (12/5). Recorded seven tackles and a sack in Kingdome's finale versus Kansas City (12/26) and a team-leading 10 tackles (seven solo) and sack in final regular season game at New York Jets (1/2/00). Led team with 10 stops (six solo) in play-off loss to Miami (1/9/00). 2000: Started all 16 games and finished third on the team with 94 tackles (71 solo) and tied Lamar King for the team lead with 6.0 sacks. His tackle total ended a streak of three consecutive seasons eclipsing the century mark. Also had one interception, three passes

defensed, two forced fumbles, three fumble recoveries and a touchdown. Had 1.5 sacks and fifth career interception at Carolina (10/8). Game marked the first of three consecutive games with at least one sack, the first time since 1998. Had one sack the following week versus Indianapolis (10/15) and totaled 10 tackles. Final sack of streak came at Oakland (10/22), where he also forced a fumble. Registered a season-high 11 tackles versus San Diego (11/5) and recovered a fumble. Sacked Mark Brunell two times at Jacksonville (11/12) marking the first time he had two sacks in a game since 1998. Returned a fumble 10 yards versus Denver (11/26) for his third career touchdown. Versus Buffalo (12/23) in the season finale, collected six tackles and forced and recovered a fumble. 2001: Started 16 games at outside linebacker totaling 106 tackles (80 solo) and 8.5 sacks. Finished second on the team in tackles behind fellow linebacker Anthony Simmons (123) and sacks behind John Randle (11.0). Also accumulated six passes defensed, two forced fumbles and a fumble recovery. Started the season on a torrid sack pace compiling three multi-sack performances in the first four games. Opened the season at Cleveland (9/9) with two sacks on eight total tackles and followed that output with another two-sack effort versus Philadelphia (9/23). Led team with 1.5 sacks versus Jacksonville (10/07). Posted six tackles and a sack at Buffalo (11/18). Sack marked his 6.5 sack of the season through just the ninth game eclipsing his total from all of 2000 (6.0). In that game, sack forced a fumble which ended a Bills drive and led to a 51-yard Rian Lindell field goal that proved to be the game-winner. Totaled a season-high and team leading 12 tackles, including a sack, at Kansas City (11/25). Tied for the team lead with 10 tackles at New York versus the Giants (12/23). Was selected as a first alternate at outside linebacker for the AFC Pro Bowl squad, but did not get to make the trip to Hawaii.

HONORS: 1993, *First-team All-Rookie (Pro Football Weekly/Pro Football Writers Association and Football News); Pittsburgh Rookie of the Year (Pittsburgh Pro Football Writers Association).* 1996, *AFC Pro Bowl starter; First-team All-NFL (Associated Press, Pro Football Weekly/Pro Football Writers of America, College & Pro Football Newsweekly, Football Digest, Sports Illustrated); First-team All-AFC (Football News); AFC Linebacker of the Year (NFL Players Assn.); AFC Defensive Player of Week 7 (at Cincinnati).* 1997, *AFC Defensive Player of Week 3 (at Indianapolis).* 1998, *AFC Pro Bowl starter; First-Team All-Pro (AP/SI/College & Pro Football Weekly/The Sporting News); Second-Team All-Pro (Football Digest); AFC Defensive Player of Month (November); Seahawks Most Valuable Player (as voted by teammates); Seattle P-I Sports Star of the Year Nominee.* 1999, *AFC Pro Bowl.*

COLLEGE: Four-year starter. Two time first-team All-Big Eight Conference. Played inside linebacker his first two seasons before moving outside as junior

and senior. Finished his career with 369 total tackles, including 242 solo, 38 tackles for loss, and 14 sacks. Finished fourth in school history in total tackles and third in solo stops. Posted a single-season high 125 tackles in 1991 along with eight sacks. Had 15 tackles for loss in both 1991 and 1992. Set up game-winning touchdown with a forced fumble in 1990 Orange Bowl versus Notre Dame and enabled Colorado to win the national championship.



Graduated with a degree in marketing.

PERSONAL: Played linebacker, tight end, and fullback at John Muir High School in Altadena, Calif. with former teammate Marcus Robertson. First-team all-state choice as a senior after recording 136 tackles with 11 sacks, and six fumble recoveries. Added 13 receptions with four touchdowns, and 320 rushing yards and three scores. Two-time All-San Gabriel Valley and All Pacific League choice as a junior and senior. Team went 14-0 and won CIF title as a junior. Also lettered in track. Currently learning to play the drums. He and his wife, Kristin (6/11/94), have a daughter, Amani (8/2/96) and a son, Aram (5/12/99). Chad owns his own business, *Pro Exotics* in Littleton, Colo., where he breeds and sells non-venomous snakes and reptiles. Lives in Lone Tree, Colo.

BROWN'S NFL RECORD

Club	G/S	Tackles			Sacks		Interceptions			LG	TD	PD	FF	FR
		Tkl	So	Ast	QB	Yds	No	Yds	Avg					
1993 Pittsburgh	16/9	69	43	26	3.0	22.0	0	0	0.0	0	0	n/a	2	0
1994 Pittsburgh	16/16	119	90	29	8.5	73.0	1	16	16.0	16	0	n/a	2	0
1995 Pittsburgh	10/10	30	20	10	5.5	40.0	0	0	0.0	0	0	n/a	1	0
1996 Pittsburgh	14/14	81	51	30	13.0	97.5	2	20	10.0	16	0	n/a	3	2
1997 Seattle	15/15	104	75	29	6.5	43.0	0	0	0.0	0	0	3	1	4
1998 Seattle	16/16	150	119	31	7.5	37.5	1	11	11.0	11	0	8	1	1
1999 Seattle	15/15	117	87	30	5.5	29.0	0	0	0.0	0	0	6	2	1
2000 Seattle	16/16	94	71	23	6.0	20.0	1	0	0.0	0	0	3	2	3
2001 Seattle	16/16	106	80	26	8.5	74.0	0	0	0.0	0	0	7	2	1
2002 Seattle	8/8	50	42	8	6.0	28.0	0	0	0.0	0	0	2	1	0
NFL TOTALS	142/135	920	678	242	70.0	503.0	5	47	9.4	16	0	29	17	12

POSTSEASON


Club	G/S	Tackles			Sacks		For Loss			Interceptions				
		Tkl	So	Ast	QB	Yds	No	Yds	Avg	LG	TD	PD	FF	FR
1993 Pittsburgh	1/1	10	6	4	0.0	0.0	0	0	0.0	0	0	0	0	0
1994 Pittsburgh	2/2	7	4	3	0.0	0.0	0	0	0.0	0	0	1	0	0
1995 Pittsburgh	3/1	8	5	3	0.0	0.0	0	0	0.0	0	0	0	0	0
1996 Pittsburgh	2/2	11	10	1	3.0	37.0	0	0	0.0	0	0	1	0	0
1999 Seattle	1/1	10	6	4	0.0	0.0	0	0	0.0	0	0	1	0	0
NFL TOTALS	9/7	46	31	15	3.0	37.0	0	0	0.0	0	0	3	0	0

SINGLE GAME HIGHS

Tackles: 14, 3 Times (Last: vs. Denver, 10/11/98)
Sacks: 4.5, at Cincinnati 10/13/96
Interceptions: 1, 5 Times (Last: vs. Carolina 10/8/00)
Longest Interception Return: 16 Twice (Last: at Cin. 11/10/96)

Forced Fumbles: 1, 17 Times (Last: vs. Arizona 9/15/02)
Fumble Recoveries: 2, at New Orleans 11/16/97
Longest Return: 42, at Baltimore 12/7/97 (TD)
Most Touchdowns: 1, vs. Denver 9/7/97 (16 yards); at Baltimore 12/7/97 (42 yards); vs Denver 11/26/00 (10 yards)

ANTONIO COCHRAN



DEFENSIVE TACKLE
6-4 299

78

GEORGIA

5TH NFL SEASON

5TH SEAHAWKS SEASON

4TH ROUND 1999

2002 GAMES/STARTS: 16/16

CAREER GAMES/STARTS: 53/18

JUNE 21, 1976

MONTEZUMA, GEORGIA

2002: Started all 16 games at right defensive end in his first season in that role. Finished second among defensive linemen with 52 tackles (37 solo) and fourth on the team with three sacks. Also posted an interception, three passes defended and forced a fumble. Had one sack at NY Giants (9/22), versus Denver (11/17) and St. Louis (12/22). Totaled a season-high seven total tackles versus Philadelphia (12/8) and first career interception came versus Washington (11/3).

PRO: Selected in the fourth round, 115th overall, of the 1999 draft. Physical player who has the burst to turn the corner on the pass rush and is very effective in backside pursuit. Can play both tackle and end, but became the starter at right end in 2002. Has started 18 of 53 career games played and totaled 107 career tackles and eight sacks. 1999: Saw action in five games and recorded two solo tackles. Recorded first career tackle versus Denver (11/14). 2000: Played in all 16 games as a reserve defensive tackle and totaled 22 tackles (19 solo), two passes defended and a half sack. Had career-high three tackles in games at Miami (9/3), at Jacksonville (11/12), versus Denver (11/26) and versus Buffalo (12/23). Split a sack, the first of his career, with Matt LaBounty at Jacksonville. 2001: Played in all 16 games and started two while totaling 31 total stops, 4.5 quarterback sacks, two forced fumbles and a fumble recovery. Had at least one tackle in final nine games and totaled all of his sacks during that span. Made first career start for an injured John Randle (knee) versus Oakland (11/11) and had three tackles and a sack. Started following week at Buffalo (11/18) and forced a fumble and later recovered a Chad Brown forced fumble in the fourth quarter that led to a Rian Lindell field goal. Field goal proved to be the winning points in

a 23-20 victory. Had at least half a sack in final three games of the season. Had one at New York Giants (12/23) and at San Diego (12/30), and had half a sack versus Kansas City (1/6/02), a game in which he tallied a career-high seven tackles.

COLLEGE: Started the final 10 contests as a senior for the Bulldogs recording 40 tackles (25 solo) with 2.5 sacks and 10 tackles for loss. Deflected three passes and credited with 17 quarterback pressures. Played in every game during a junior season in which he recorded 47 tackles (27 solo) and one sack. Posted a career-high nine tackles versus Kentucky. Attended Middle Georgia Junior College and named first team All-American by the NJCAA and named to *Super Prep's* Top Juco 100 squad after recording 63 tackles, five sacks and one interception in his second season. First season he was named honorable mention All-American by *J.C. Gridwire* totaling 61 tackles with four sacks on a defense that ranked fifth in the nation in rushing defense (82.1 ypg) and total defense (212 ypg).

PERSONAL: All-State, *Shutt Magazine* All-American and *Atlanta Journal-Constitution* "Super 11" selection at Macon County (Ga.) High. Did not play football as a youngster; he only participated in basketball. Resides in Montezuma, Ga.

OFF THE FIELD

Antonio helped raise environmental awareness at a PSA & poster shoot called "Defend the Environment".

COCHRAN'S NFL RECORD


Club	G/S	Tackles			Sacks		Interceptions					LG	TD	PD	FF	FR
		Tkl	So	Ast	QB	Yds	No	Yds	Avg							
1999 Seattle	5/0	2	2	0	0.0	0.0	0	0	0.0	0	0	0	0	0	0	0
2000 Seattle	16/0	22	19	3	0.5	1.0	0	0	0.0	0	0	0	2	0	0	
2001 Seattle	16/2	31	26	5	4.5	18.0	0	0	0.0	0	0	0	2	1	0	
2002 Seattle	16/16	52	37	15	3.0	27.0	1	9	9.0	9	0	3	1	0	0	
NFL TOTALS	53/18	107	84	23	8.0	46.0	1	9	9.0	9	0	5	3	1	1	

COCHRAN'S SINGLE GAME HIGHS

Tackles: 7, vs. Kansas City (1/6/02)
Sacks: 1, 8 Times (Last vs. St. Louis 12/22/02)
Interceptions: 1, vs. Washington (11/3/02)

Forced Fumbles: 1, 3 Times (Last at Dallas 10/27/02)
Fumble Recoveries: 1, at Buffalo (11/18/01)

JEAN-PHILIPPE DARCHE



LONG SNAPPER
6-0 246
52
MCGILL COLLEGE
4TH NFL SEASON
4TH SEAHAWKS SEASON
FREE AGENT 2000
2002 GAMES/STARTS: 16/0
CAREER GAMES/STARTS: 48/0
FEBRUARY 28, 1975
MONTREAL, QUEBEC

2002: Handled all of Seattle's snapping duties for third consecutive season. Had one tackle on special teams.

PRO: Signed with the Seahawks as a free agent May 11, 2000. Selected in the third round of the Canadian Football League College Draft by the Toronto Argonauts (21st overall) in June of 1998. Led the Argonauts special teams unit with 17 tackles. **2000:** Handled all of Seattle's snapping duties in all 16

g a m e s .
Recorded four tackles on special teams.

2001: Handled all of Seattle's snapping duties for second consecutive season. Had a pair of special teams tackles.


OFF THE FIELD

J.P. was a tour guide at Seahawks Stadium for troubled kids who are part of the Juvenile Rehab Administration.

COLLEGE: Named McGill University's captain three consecutive years, and voted team's MVP his final two seasons. Finished his career as the school's all-time leading tackler. As a fifth year senior, he was named Defensive Player of the Game three times and Special Teams Player of the Game once. Led team in tackles with 62 as a senior, including a team record 17 in one game. Three fumble recoveries led the team and three interceptions were tied for a team high. Despite knee injuries during his junior season, he was third on the team in tackles with 34. Awarded Defensive Player of the Game in an 18-0 victory over Concordia. Sophomore season saw him lead the team in tackles and was second in


interceptions on his way to being voted Most Improved Player. Tallied six tackles and was one of only three McGill rookies to play on defense in his freshman year.

PERSONAL: Was named Athlete of the Year at Andre Grasset Junior College in 1993-94. Voted to the Montreal High School All-Star football game as a senior. The "Father of Basketball," James Naismith attended McGill College. His brother played for the NHL's Columbus Blue Jackets. Graduated with "great distinction" in three years before entering medical school in 1997. Has a wife Joanne (7/31/99), and two children Justin (2/4/02) and Catherine (5/24/03).



ADDITIONAL STATS

Special Team Tackles: 2000 - 4, 2001 - 2, 2002 - 1; Career Totals: 7



TRENT DILFER

QUARTERBACK

6-4 225

FRESNO STATE

10TH NFL SEASON

3RD SEAHAWKS SEASON

UFA (BALTIMORE) 2001

2002 GAMES/STARTS: 6/6

CAREER GAMES/STARTS: 100/94

MARCH 13, 1972

SANTA CRUZ, CALIFORNIA

4

2002: Started just six games after entering the season as the club's starter. Suffered a sprained right MCL (knee) in the second quarter of the first preseason game versus Indianapolis (8/10) and was sidelined the rest of training camp and forced to miss the season opener at Oakland (9/8). Started the following six weeks until sustaining a torn Achilles early in the second quarter at Dallas (10/27). Placed on injured reserve

two days later. Completed 94 of 168 passes in six games for 1,182 yards with four touchdowns and six interceptions. Completed 29 of 47 attempts for career-high 352 yards in first game back to action versus Arizona (9/15)

OFF THE FIELD

Trent won the Bart Starr Award that honors the NFL player who best exemplifies character and leadership in the home, on the field and in the community.


in Seahawks Stadium's inaugural game. Marked the Seahawks first 300-yard passing effort since Warren Moon passed for 409 versus Oakland on October 26, 1997. Attempts and completions were both just one shy of tying personal career highs. Completed 13 of 28 passes for 222 yards and a touchdown versus Minnesota (9/29) on ESPN's Sunday Night Football. Touchdown covered 80 yards to Shaun Alexander, a career long TD pass and third-longest in team history. At St. Louis (10/20), passed for 232 yards on just eight completions (32.0 yards/comp.) with one touchdown and two interceptions. Completed a 79-yard touchdown pass to Koren Robinson before setting a club record with an 83-yard connection with Robinson that ended up at the Rams 2-yard line.

PRO: Veteran quarterback with 94 NFL starts. Has won 22 of last 27 starts (including postseason). Fifteen consecutive wins from November of 2000 through January 2002 rank as the fourth longest in the NFL since 1950. Signed

with the Seahawks as an unrestricted free agent on August 3, 2001, after spending the 2000 season with the Baltimore Ravens and quarterbacking them to a Super Bowl XXXV Championship. Re-signed with the Seahawks March 5, 2001, after his one-year contract was up. Originally drafted by Tampa Bay in 1994 following his junior season with the sixth overall selection. Spent six seasons in Tampa, five as their full-time starter, and finished his career there as the Bucs' second-leading passer. Threw for 12,969 yards, while completing 1,117 of 2,038 passes with 70 touchdowns and 80 interceptions. Became the first Bucs' quarterback to make the Pro Bowl following the 1997 season after completing 217 of 386 passes for 2,555 yards, 21 touchdowns and 11 interceptions for an 82.8 passer rating. 1994: Started two games as a rookie and played in five contests. Completed 38 of 82 passes for 433 yards, with one touchdown and six interceptions for a 36.3 passer rating. First NFL start came at San Francisco (10/23) and completed seven of 23 passes for 45 yards, with one interception. First career touchdown pass was versus Minnesota (10/3). Made second start versus Chicago (11/6) and was 13 of 25 for 159 yards with no touchdowns or interceptions. Did not play in the final seven games. 1995: Started all 16 games and completed 224 of 415 pass attempts for 2,774 yards, four touchdowns and 18 interceptions. Rushed for two touchdowns. Broke Doug Williams' 1982 team record by throwing 138 consecutive passes without an interception (later broke that record in 1997). Led Tampa Bay to a 5-2 start (finished 7-9). Opened the season with a season-best two touchdown passes at Philadelphia (9/3), a 21-6 win. Threw for a season-high 255 yards in week two at Cleveland (9/10), a 22-6 loss. Threw a career-high four interceptions in week three at Chicago (9/17), but bounced back to lead the Bucs to four consecutive wins, starting with a 14-6 victory over Washington (9/24) in which he completed a season-best 72.7% of his passes, with one touchdown and no interceptions. Scored his first NFL touchdown on a 21-yard run at Houston (10/29). Threw for a then career-high

312 yards at Green Bay (11/26), while completing 27 of 48 passes. **1996:** Started all 16 games and threw for a career-high 2,859 yards, while completing 267 of 482 passes, twelve touchdowns and 19 interceptions for a 64.8 passer rating. The Bucs started the season 1-8, but finished 5-2 for a 6-10 record. Had a season-high three touchdown passes versus Minnesota (10/13) in a 24-13 victory. Was 20 of 29 for 192 yards, with two touchdowns and one interception in a win over Oakland (11/10). Threw for a career-high 327 yards in a 25-17 win at San Diego (11/17), while completing a personal-best 30 passes, one shy of the team mark held by Vinny Testaverde. **1997:** Became the first Tampa quarterback to be named to the Pro Bowl. Completed 217 of 386 passes for 2,555 yards, a team-record 21 touchdown passes, 11 interceptions for an 82.8 passer rating. Established a team record for consecutive passes without an interception (152), snapping his old mark of 138 set in 1995. Led the NFL in third-down passing with 11 touchdowns and finished second with a 93.8 passer rating. Threw for a career-high four touchdowns versus Miami (9/21) in a 31-21 win. Was 18 of 24 for a season-high 248 yards and was not sacked in the win over the Dolphins. Was his second consecutive game with a 75% completion percentage, as he was 15 for 20 for 192 yards and two touchdowns in a 28-14 win at Minnesota the week before (9/14). In Tampa's 5-0 start, he threw 10 touchdowns to three interceptions. Had a three-touchdown game at Indianapolis (11/2) and had two touchdown tosses the following week at Atlanta (11/9). Was 13 of 26 for 181 yards, one touchdown and one interception in first career playoff start versus Detroit (12/28), a 20-10 Tampa win. The following week at Green Bay (1/4), was 11 of 36 for 200 yards, with no touchdowns and two interceptions in a 21-7 loss. **1998:** Started all 16 games for the fourth straight season, a Bucs' quarterback record. Threw for 2,729 yards, 21 touchdowns and 15 interceptions, while completing 225 of 429 passes for a 74.0 quarterback rating. Nine

of his touchdowns covered 20 or more yards and seven were longer than 40 yards. Threw for three touchdowns twice (at Chicago, 11/29 and at Jacksonville, 11/15). Completed a career-long 79-yarder to Reidel Anthony. In the Bears game, led the Bucs to their first win in Chicago since 1989, a 31-17 victory. Had season-high 294 yards passing versus Tennessee (11/8) to surpass the career 10,000-yard milestone. In the opener at Minnesota (9/6), he completed 17 of 25 passes (68%) for 207 yards, one touchdown and no interceptions before leaving the game midway through the third quarter with a thigh bruise. Made 50th consecutive start at Green Bay (9/13), completing 20 of 36 for 211 yards, with one touchdown and no interceptions. Threw two touchdowns and no interceptions (his fourth straight game without an interception) in a 27-15 win versus Chicago (9/20) in the inaugural game at Raymond James Stadium. Completed a season-high 21 passes versus Carolina (10/18) on 31 attempts for 219 yards, with one touchdown and one interception. Capped a five-week stretch in which he threw 12 touchdowns in a 24-22 Monday Night win versus Green Bay (12/7). Threw two touchdowns and one interception versus the Packers. In the season finale at Cincinnati, a 35-0 Tampa Bay win, he completed 10 of 16 passes for 111 yards, two touchdowns and an interception. **1999:** Started 10 games for the NFC Central champion Bucs and led Tampa to its first ever undefeated (4-0) November. Finished the season with 146 completions on 244 attempts for 1,619 yards, with 11 touchdowns and 11 interceptions for a 75.8 passer rating. Did not start the October 31 game versus Detroit but returned to the starting role the following week after Eric Zeier was injured



(rib) in the game versus the Lions. Suffered a fractured right clavicle versus Seattle (11/28) and missed the remainder of the season, including both playoff games. Rookie Shaun King took over the starting role after his injury. Injury occurred on the second play of the third quarter, when he was sacked by Seahawks' Phillip Daniels. Helped lead the Bucs to a come-from-behind 19-10 win versus Atlanta (11/21), completing 15 of 31 passes for 142 yards and an interception. Moved into second place on the Bucs' all-time passing list versus Kansas City (11/14). Completed 17 of 27 passes for 270 yards, two touchdowns and one interception in a 17-10 win over. Threw a 54-yard touchdown pass to Jacques Green for the game-winning score. Enjoyed a three-touchdown game at New Orleans (11/7) in a 31-16 win, including a 62-yard scoring bomb to Green. Completed 15 of 20 passes for 227 yards, including nine of 11 on third down. Snapped a streak of 70 consecutive starts at Detroit (10/31), when Eric Zeier got the starting nod. Completed 16 of 27 passes for 121 yards in a 6-3 win versus Chicago (10/24). A 28-yard scramble in the second quarter set up one of the Bucs' two field goals on the day. Connected on a season-high 25 of 39 attempts for 301 yards, two touchdowns and an interception in a 21-14 loss to Minnesota (10/3). Was third career 300-yard game. Set a career high with an 83.3 pct. completion rate in a 13-10 win versus Denver (9/26). Was 15 of 18 for 135 yards, including four-straight completions on the opening drive. Threw two touchdowns in a 19-5 win at Philadelphia (9/19). 2000: Started eight games, played in nine and led the Ravens to a Super Bowl Championship after taking over for Tony Banks midway through the season. Completed 134 of 228 passes for 1,502 yards, 12 touchdowns and 11 interceptions. Started all four postseason contests and completed 35 of 73 attempts for 590 yards, three touchdowns and one interception. Suffered an injury on September 15, and underwent arthroscopic surgery on his left meniscus on September 19. Returned as the third quarterback versus Cincinnati (9/24). Made his first start for the Ravens in a 9-6 loss versus Pittsburgh (10/29). Threw three second-quarter touchdowns in a 27-7 win at Cincinnati (11/5) and snapped a 21-quarter touchdown drought when he hit Brandon Stokely on a 14-yard touchdown pass. Connected with Shannon Sharpe on the next two possessions for 18 and 19-yard touchdown passes. Completed 23 of 34 passes for 244 yards and did not throw an interception in that game, while completing passes to eight different receivers. Directed a nine-play, 70-yard game-winning drive in 24-23 win at Tennessee (11/12), snapping Tennessee's eight-game winning streak and undefeated string at Adelphia Coliseum (12-0). Threw for season-high 281 yards and completed 23 of 36 passes.

Versus Dallas (11/19), completed 75% of his passes (18 of 24) for 242 yards, two long touchdowns and two interceptions in a 27-0 win. Connected with Quadry Ismail on a 40-yard touchdown and Sharpe on a 59-yard toss. Snapped a five-game string with at least two touchdown passes at Arizona (12/17). Completed nine of 14 passes for 130 yards and one touchdown in a 21-3 Wild Card win versus Denver (12/31). Threw a 58-yard touchdown pass to Sharpe on a pass that bounced off Jamal Lewis and a Broncos defender. Completed five of 16 passes for 117 yards with no touchdowns or interceptions in the 24-10 AFC Divisional Playoff win at Tennessee (1/7). Started the 16-3 AFC Championship win at Oakland (1/14) and completed nine of 18 passes for 190 yards. Tossed an NFL all-time postseason record-setting 96-yard touchdown to Sharpe in that game. Versus New York (1/28) in the Super Bowl, completed 12 of 25 passes for one touchdown against the Giants. 2001: Signed as an unrestricted free agent August 3, during training camp. Played in six games and started four completing 73 of 122 passes for 1,014 yards, seven touchdowns, four interceptions and a 92.0 passer rating. Completion percentage (59.83) ranks as the highest in a single season among Seahawks quarterbacks with at least 100 attempts. Won all four starts. First action for Seattle came at Oakland (9/30) subbing for an injured Matt Hasselbeck (groin), but was in for only three plays before he left with a concussion. Completed both attempts for 49 yards, including a 54-yarder to Darrell Jackson on the play he suffered the injury. Started the following two games versus Jacksonville (10/7) and Denver (10/14). Completed 15 of 23 passes for 219 yards, a touchdown and interception for a 92.5 rating versus the Jaguars and completed 12 of 18 (66.7%) for 110 yards versus the Broncos. Replaced Hasselbeck in the second half at Washington (11/4) and connected with Darrell Jackson on a 46-yard scoring strike. Started the final two games of the season for Hasselbeck (shoulder) and won both. Started at San Diego (12/30) and completed 14 of 23 passes for 267 yards with three touchdowns, two coming to Darrell Jackson on 43 and 48-yard pass plays in the second quarter, giving Seattle a 14-13 lead. Led Seattle to victory in the season finale versus Kansas City (1/6/02) completing a season-high 22 passes on 38 attempts for 248 yards, two touchdowns and two interceptions. COLLEGE: Finished his Fresno State career with a 20-9 record in three seasons, as the Bulldogs won or shared the conference title in all three seasons. Finished collegiate career with 6,944 yards passing, 51 touchdowns and 21 interceptions, while completing 461 of 774 passes. Also rushed 140 times for 195 yards and eight touchdowns. In two bowl games, was 50 of 91 for 687 yards, with two touchdowns and an interception. Earned AP and Football News third-team All-

America honors. Was first-team All Western Athletic choice and was the conference's Offensive Player of the Year as a junior (1993). Completed 217 of 333 passes (65.2%) for 3,276 yards (a school record), with 28 touchdowns and four interceptions. Led the nation with a 173.1 passing efficiency, the third-highest in NCAA history at the time (behind Jim McMahon's 176.9 in 1980 and Ty Detmer's 175.6 in 1989). Set an NCAA mark by throwing 271 consecutive passes without an interception, snapping Matt Blundin's (Virginia) old mark of 224, set in 1991. Was 175 of 332 for 2,836 yards with 21 touchdowns and 14 interceptions as a sophomore in 1992. Became just the third WAC quarterback to earn All-America honors (joining McMahon in 1978 and Detmer in 1989). His 136.9 passing efficiency was ninth in

the nation. Started the final four games as a freshman in 1991. Was 69 of 109 for 832 yards with two touchdowns and three interceptions. Also rushed for five touchdowns. Redshirted in 1990.

PERSONAL: Lettered in football, golf, basketball and baseball at Aptos (CA) High School in Santa Cruz County, adjacent to Montego Bay. Played quarterback, safety and punter. Was a two-time all-conference choice in both football and basketball. Was voted player of the year in basketball as a senior. Graduated with a 3.9 GPA. A scratch golfer, he has won three offseason celebrity tournaments. His wife, Cassandra, is a former Fresno State swimmer. Parents of four children, daughters Madeleine (3/31/96), Victoria (2/26/99), Delaney (7/11/02) and son Trevin (11/10/97). Trevin went home to be with the Lord April 27, 2003.

DILFER'S NFL RECORD

Year	Club	G/S	Passing					Int	LG	Sacked	Rate
			Att	Comp	Yds	Pct	TD				
1994	Tampa Bay	5/2	82	38	433	46.3	1	6	42	8/42	36.3
1995	Tampa Bay	16/16	415	224	2,774	54.0	4	18	64t	47/331	60.1
1996	Tampa Bay	16/16	482	267	2,859	55.4	12	19	45	28/207	64.8
1997	Tampa Bay	16/16	386	217	2,555	56.2	21	11	59t	32/196	82.8
1998	Tampa Bay	16/16	429	225	2,729	52.4	21	15	79t	27/172	74.0
1999	Tampa Bay	10/10	244	146	1,619	59.8	11	11	62t	26/189	75.8
2000	Baltimore	9/8	226	134	1,502	59.3	12	11	59t	23/135	76.6
2001	Seattle	6/4	122	73	1,014	59.8	7	4	54	10/72	92.0
2002	Seattle	6/6	168	94	1,182	56.0	4	6	83	7/36	71.1
TOTALS		100/94	2,554	1,418	16,667	55.5	93	101	83	208/1,380	71.2

Year	Club	G/S	Rushing				TD	Won/Loss Record		
			Att	Yds	Avg	LG		Year	Club	Record
1994	Tampa Bay	5/2	2	27	13.5	15	0	1994	Tampa Bay	0-2
1995	Tampa Bay	16/16	23	115	5.0	21t	2	1995	Tampa Bay	7-9
1996	Tampa Bay	16/16	32	124	3.9	19	0	1996	Tampa Bay	6-10
1997	Tampa Bay	16/16	33	99	3.0	17	1	1997	Tampa Bay	10-6
1998	Tampa Bay	16/16	40	141	3.5	17	2	1998	Tampa Bay	8-8
1999	Tampa Bay	10/10	35	144	4.1	28	0	1999	Tampa Bay	7-3
2000	Baltimore	9/8	20	75	5.0	19	0	2000	Baltimore	7-1
2001	Seattle	6/4	11	17	1.5	11	0	2001	Seattle	4-0
2002	Seattle	6/6	10	27	2.7	0	0	2002	Seattle	2-4
TOTALS		100/94	206	769	3.7	21t	5	TOTALS		51-43

DILFER'S POSTSEASON RECORD

Year	Club	G/S	Passing					Int	LG	Sacked	Rate
			Att	Comp	Yds	Pct	TD				
1997	Tampa Bay	1/1	26	13	181	50.0	1	1	50	N/A	69.6
1998	Tampa Bay	1/1	36	11	200	30.6	0	2	52	N/A	27.5
2000	Baltimore	4/4	73	35	590	47.9	3	1	96t	3/N/A	83.7
TOTALS		6/6	135	59	971	43.7	4	4	96t	N/A	79.8

SINGLE GAME HIGHS

Attempts:	48	at Green Bay	(11/26/95)
Completions:	30	at San Diego	(11/17/96)
Yards:	352	vs Arizona	(9/15/02)
Percentage:	83.3	vs Denver	(9/26/99) 15-18
Longest Pass:	83	at St. Louis	(10/20/02)
Longest TD:	80	vs Minnesota	(9/29/02)
Most TDs:	4	vs Miami	(9/21/97)
Interceptions:	4, 2 Times	Last vs. Green Bay	(9/1/96)

DILFER VS. THE NFL

TEAM	GAMES	ATT	COMP	YDS	PCT	TD	INT	LG	SACK	RATE
Arizona	4	128	75	761	58.6	3	2	48	9/73	76.9
Atlanta	4	90	47	550	52.2	2	4	47	5/34	59.6
Baltimore	-	-	-	-	-	-	-	-	-	-
Buffalo	-	-	-	-	-	-	-	-	-	-
Carolina	3	84	47	510	56.0	1	3	31	6/43	68.1
Chicago	10	253	142	1,584	56.1	11	10	47	14/91	73.0
Cincinnati	3	76	45	540	59.2	5	1	50t	8/56	97.5
Cleveland	2	59	32	424	54.2	2	3	46t	7/45	67.3
Dallas	2	36	25	288	69.4	2	3	59t	2/13	77.1
Denver	3	66	39	445	59.1	1	1	40t	11/88	78.2
Detroit	8	199	101	1,292	50.8	4	11	59	18/137	55.1
Green Bay	10	289	150	1,660	51.9	5	13	64t	30/202	56.3
Indianapolis	1	25	16	164	64.0	3	0	27	3/14	122.3
Houston	-	-	-	-	-	-	-	-	-	-
Jacksonville	3	66	33	511	50.0	4	3	79t	5/19	77.2
Kansas City	2	65	39	518	60.0	4	3	54	1/9	86.6
Miami	1	24	18	248	75.0	4	1	58	0/0	129.9
Minnesota	11	298	171	2,036	57.4	12	5	80t	21/150	84.8
New England	1	29	21	209	72.4	1	0	25	1/7	104.0
New Orleans	3	98	55	666	56.1	4	2	30	3/10	82.3
NY Giants	4	98	55	529	56.1	2	8	53	9/49	44.1
NY Jets	2	40	13	137	32.5	1	4	27	7/46	12.2
Oakland	2	31	22	241	71.0	2	1	54	2/5	101.7
Philadelphia	2	33	18	304	54.5	4	3	64t	3/38	87.6
Pittsburgh	2	43	21	263	48.8	0	1	40	4/15	58.6
St. Louis	1	25	8	232	32.0	1	2	83	3/15	47.4
San Diego	3	87	60	781	69.0	5	3	34	7/45	101.7
San Francisco	3	80	42	426	52.5	2	4	55	4/18	55.5
Seattle	2	37	20	168	54.1	0	1	21	6/39	54.8
Tampa Bay	-	-	-	-	-	-	-	-	-	-
Tennessee	4	110	60	715	54.5	4	6	58t	9/47	64.0
Washington	4	85	43	469	50.6	4	3	46t	10/62	68.2
Totals	100	2,554	1,418	16,667	55.5	93	101	83	208/1,370	71.2

DILFER'S GAME-BY-GAME PASSING

Date	Opponent	PASSING							W/L		
		P/S	Att	Com	Yds	Pct	TD	Int	LG	Sacked	Score
09/04	at Chicago										
09/11	Indianapolis										
09/18	New Orleans										
09/25	at Green Bay	(P)	10	5	73	50.0	0	0	26	3/8	L 3-30
10/02	Detroit										
10/09	at Atlanta	(P)	11	6	81	54.5	0	3	21	1/4	L 13-34
10/23	at San Francisco	(S)	23	7	45	30.4	0	1	19	1/8	L 16-41
10/30	Minnesota	(P)	13	7	75	53.8	1	1	31	1/8	L 13-36
11/06	Chicago	(S)	25	13	159	52.0	0	1	42	2/14	L 6-20
11/13	at Detroit										
11/20	at Seattle										
11/27	at Minnesota										
12/04	Washington										
12/11	L.A. Rams										
12/18	at Washington										
12/24	Green Bay										
1994	TOTALS	(5/2)	82	38	433	46.3	1	6	42	8/50	*0-2

1995		PASSING								W/L		
Date	Opponent	P/S	Att	Com	Yds	Pct	TD	Int	LG	Sacked	W/L	Score
09/03	at Philadelphia	(S)	19	11	215	57.9	2	1	64t	1/13	W	21-6
09/10	at Cleveland	(S)	36	20	255	55.6	0	2	38	7/45	L	6-22
09/17	Chicago	(S)	27	11	149	40.7	0	4	20	2/7	L	6-25
09/24	Washington	(S)	18	13	136	72.2	1	0	20	2/13	W	14-6
10/01	at Carolina	(S)	12	3	55	25.0	0	0	31	1/7	W	20-13
10/08	Cincinnati	(S)	26	12	185	46.2	0	0	49	5/34	W	19-16
10/15	Minnesota	(S)	37	24	249	64.9	0	0	16	3/30	W	20-17
10/22	Atlanta	(S)	28	14	177	50.0	0	0	28	1/8	L	21-24
10/29	at Houston	(S)	23	10	82	43.5	0	3	22	3/21	L	7-19
11/12	at Detroit	(S)	13	8	142	61.5	0	1	37	3/21	L	24-27
11/19	Jacksonville	(S)	20	9	103	45.0	0	0	26	1/2	W	17-16
11/26	at Green Bay	(S)	48	27	312	58.3	0	0	26	4/29	L	13-35
12/03	at Minnesota	(S)	18	9	148	50.0	0	1	29	6/42	L	17-31
12/10	Green Bay	(S)	42	23	240	54.8	0	2	23	3/22	W	13-10
12/17	at Chicago	(S)	37	22	226	59.5	1	3	47	2/13	L	10-31
12/23	Detroit	(S)	11	8	100	72.7	0	1	36	3/24	L	10-37
1995	TOTALS	(16/16)	415	224	2,774	54.0	4	18	64t	47/331		*7-9

1996		PASSING								W/L		
Date	Opponent	P/S	Att	Com	Yds	Pct	TD	Int	LG	Sacked	W/L	Score
09/01	Green Bay	(S)	30	13	123	43.3	0	4	16	1/6	L	3-34
09/08	at Detroit	(S)	34	14	176	41.2	0	2	45	0/0	L	6-21
09/15	at Denver	(S)	30	12	200	40.0	1	1	40t	2/14	L	23-27
09/22	Seattle	(S)	26	15	118	57.7	0	1	21	2/12	L	13-17
09/29	Detroit	(S)	26	14	119	53.8	0	2	15	2/14	L	0-27
10/13	Minnesota	(S)	35	22	218	62.9	3	0	31t	1/10	W	24-13
10/20	at Arizona	(S)	35	22	229	62.9	0	0	24	1/11	L	9-13
10/27	at Green Bay	(S)	29	15	164	51.7	1	2	21	3/25	L	7-13
11/03	at Chicago	(S)	32	15	184	46.9	1	1	25	1/6	L	10-13
11/10	Oakland	(S)	29	20	192	69.0	2	1	24	2/5	W	20-17
11/17	at San Diego	(S)	40	30	327	75.0	0	1	34	1/3	W	25-17
11/24	New Orleans	(S)	34	20	253	58.8	1	0	30	1/2	W	13-7
12/01	at Carolina	(S)	41	23	236	56.1	0	2	29	4/30	L	0-24
12/08	Washington	(S)	15	8	112	53.3	1	0	33	3/20	W	24-10
12/15	at Minnesota	(S)	32	13	104	40.6	0	2	23	3/27	L	10-24
12/22	Chicago	(S)	14	11	104	78.6	2	0	17	1/12	W	34-19
1996	TOTALS	(16/16)	482	267	2,859	55.4	12	19	45	28/207		*6-10

1997		PASSING								W/L		
Date	Opponent	P/S	Att	Com	Yds	Pct	TD	Int	LG	Sacked	W/L	Score
08/31	San Francisco	(S)	26	14	169	53.8	1	1	55	2/9	W	13-6
09/07	at Detroit	(S)	24	12	115	50.0	1	0	18	3/16	W	24-17
09/14	at Minnesota	(S)	20	15	192	75.0	2	0	49	1/7	W	28-14
09/21	Miami	(S)	24	18	248	75.0	4	1	58	0/0	W	31-21
09/28	Arizona	(S)	24	12	110	50.0	2	1	31	3/22	W	19-18
10/05	at Green Bay	(S)	29	16	179	55.2	0	1	20	3/24	L	16-21
10/12	Detroit	(S)	31	17	237	54.8	1	2	59	3/20	L	9-27
10/26	Minnesota	(S)	29	15	188	51.7	1	0	30	3/11	L	6-10
11/02	at Indianapolis	(S)	25	16	164	64.0	3	0	27	3/14	W	31-28
11/09	at Atlanta	(S)	20	12	150	60.0	2	0	24	0/0	W	31-10
11/16	New England	(S)	29	21	209	72.4	1	0	25	1/7	W	27-7
11/23	at Chicago	(S)	33	19	247	57.6	1	0	39	2/10	L	7-13
11/30	at NY Giants	(S)	22	12	152	54.5	1	3	53	0/0	W	20-8
12/07	Green Bay	(S)	17	6	67	35.3	0	0	35	4/23	L	6-17
12/14	at NY Jets	(S)	15	2	38	13.3	0	2	22	3/25	L	0-31
12/21	Chicago	(S)	18	10	94	55.6	1	0	17	1/8	W	31-15
1997	TOTALS	(16/16)	386	217	2,555	56.2	21	11	59t	32/196		*10-6
12/28	Detroit	(S)	26	13	181	50.0	1	1	50	2/6	W	20-10
01/04	at Green Bay	(S)	36	11	200	30.6	0	2	52	2/27	L	7-21
1997	PLAYOFFS	(2/2)	62	24	381	38.7	1	3	52	4/33		*1-1

1998		PASSING								W/L		
Date	Opponent	P/S	Att	Com	Yds	Pct	TD	Int	LG	Sacked	W/L	Score
09/06	at Minnesota	(S)	25	17	207	68.0	1	0	29	0/0	L	7-31
09/13	at Green Bay	(S)	36	20	211	55.6	1	0	25	6/50	L	15-23
09/20	Chicago	(S)	18	12	147	66.7	2	0	44t	1/3	W	27-15
09/28	at Detroit	(S)	30	12	120	40.0	0	1	21	4/42	L	6-27
10/04	NY Giants	(S)	20	12	85	60.0	0	1	17	5/25	W	20-3
10/18	Carolina	(S)	31	21	219	67.7	1	1	29t	1/6	W	16-13
10/25	at New Orleans	(S)	44	20	186	45.5	0	2	26	1/6	L	3-9
11/01	Minnesota	(S)	22	11	132	50.0	1	0	17	0/0	W	27-24
11/08	Tennessee	(S)	38	20	294	52.6	2	1	58t	0/0	L	22-31
11/15	at Jacksonville	(S)	23	9	189	39.1	3	2	79t	2/8	L	24-29
11/22	Detroit	(S)	30	16	283	53.3	2	2	45	0/0	L	25-28
11/29	at Chicago	(S)	22	13	153	59.1	3	1	45t	0/0	W	31-17
12/07	Green Bay	(S)	22	9	181	40.9	2	1	64t	1/3	W	24-22
12/13	Pittsburgh	(S)	18	9	111	50.0	0	0	31	1/2	W	16-3
12/19	at Washington	(S)	34	14	100	41.2	1	2	13	3/13	L	16-20
12/27	at Cincinnati	(S)	16	10	111	62.5	2	1	50t	2/14	W	35-0
1998	TOTALS	(16/16)	429	225	2,729	52.4	21	15	79t	27/172		*8-8

1999		PASSING								W/L		
Date	Opponent	P/S	Att	Com	Yds	Pct	TD	Int	LG	Sacked	W/L	Score
09/12	NY Giants	(S)	31	15	174	48.4	1	3	39	2/11	L	13-17
09/19	at Philadelphia	(S)	14	7	89	50.0	2	2	19	2/25	W	19-5
09/26	Denver	(S)	18	15	135	83.3	0	0	16	7/57	W	13-10
10/03	at Minnesota	(S)	39	25	301	64.1	2	1	26	3/15	L	14-21
10/10	at Green Bay	(S)	26	16	110	61.5	1	3	16	2/12	L	23-26
10/24	Chicago	(S)	27	16	121	59.3	0	0	21	2/18	W	6-3
10/31	at Detroit	(S)										
11/07	at New Orleans	(S)	20	15	227	75.0	3	0	62t	1/2	W	31-16
11/14	Kansas City	(S)	27	17	270	63.0	2	1	54	0/0	W	17-10
11/21	Atlanta	(S)	31	15	142	48.4	0	1	47	3/22	W	19-10
11/28	at Seattle	(S)	11	5	50	45.5	0	0	26	4/27	W	16-3
12/06	Minnesota											
12/12	Detroit											
12/19	at Oakland											
12/26	Green Bay											
12/02	at Chicago											
1999	TOTALS	(10/10)	244	146	1,619	59.8	11	11	62t	26/189		*7-3
01/15	Washington											
01/23	at St. Louis											

1999		PLAYOFFS								W/L		
Date	Opponent	P/S	Att	Com	Yds	Pct	TD	Int	LG	Sacked	W/L	Score
09/03	at Pittsburgh											
09/10	Jacksonville											
09/17	at Miami											
09/24	Cincinnati											
10/01	at Cleveland											
10/08	at Jacksonville											
10/15	at Washington											
10/22	Tennessee	(P)	13	7	58	53.8	0	1	13	1/3	L	6-14
10/29	Pittsburgh	(S)	25	12	152	48.0	0	1	40	3/13	L	6-9
11/05	at Cincinnati	(S)	34	23	244	67.6	3	0	45	1/8	W	27-7
11/12	Tennessee	(S)	36	23	281	63.9	2	1	46t	5/23	W	24-23
11/19	Dallas	(S)	24	18	242	75.0	2	2	59t	2/13	W	27-0
11/26	Cleveland	(S)	23	12	169	52.2	2	1	46t	0/0	W	44-7
12/10	San Diego	(S)	24	16	187	66.7	2	2	28t	3/21	W	24-3
12/17	at Arizona	(S)	22	12	70	54.5	0	1	21	4/33	W	13-7
12/24	NY Jets	(S)	25	11	99	44.0	1	2	27	4/21	W	34-20
2000	TOTALS	(9/8)	226	134	1,502	59.3	12	11	59t	23/135		*7-1
12/31	Denver	(S)	14	9	130	64.3	0	1	58t	2/12	W	21-3
01/07	at Tennessee	(S)	16	5	117	31.3	0	0	56	3/32	W	24-10
01/14	at Oakland	(S)	18	9	190	50.0	1	1	96t	2/18	W	16-3
01/21	NY GIANTS	(S)	25	12	153	48.0	1	0	44	3/20	W	34-7
2000	PLAYOFFS	(4/4)	73	35	590	47.9	2	2	96t	10/82		*4-0



DiLfer passed for a career high 352 yards last season versus Arizona.

2001		PASSING										W/L	
Date	Opponent	P/S	Att	Com	Yds	Pct	TD	Int	LG	Sacked	W/L	Score	
09/09	at Cleveland												
09/23	Philadelphia												
09/30	at Oakland (P)		2	2	49	100.0	0	0	54	0/0	L	38-14	
10/07	Jacksonville (S)		23	15	219	65.2	1	1	41	2/9	W	24-15	
10/14	Denver (S)		18	12	110	66.7	0	0	20	2/17	W	34-21	
10/28	Miami												
11/04	at Washington (P)		18	8	121	44.4	1	1	46t	2/16	L	27-14	
11/11	Oakland												
11/18	at Buffalo												
11/25	at Kansas City												
12/02	San Diego												
12/09	at Denver												
12/16	Dallas												
12/23	at NY Giants												
12/30	at San Diego (S)		23	14	267	60.9	3	0	48t	3/21	W	25-22	
01/06	Kansas City (S)		38	22	248	58.0	2	2	41	1/9	W	21-18	
2001	TOTALS	(6/4)	122	73	1,014	59.8	7	4	54	10/72		*4-0	

2002		PASSING										W/L	
Date	Opponent	P/S	Att	Com	Yds	Pct	TD	Int	LG	Sacked	W/L	Score	
09/08	at Oakland												
09/15	Arizona (S)		47	29	352	61.7	1	0	48	1/7	L	24-13	
09/22	at NY Giants (S)		25	16	118	64.0	0	1	17	2/13	L	9-6	
09/29	Minnesota (S)		28	13	222	46.4	1	0	80t	0/0	W	48-23	
10/14	San Francisco (S)		31	21	212	67.7	1	2	19	1/1	L	28-21	
10/20	at St. Louis (S)		25	8	232	32.0	1	2	83	3/15	L	37-20	
10/27	at Dallas (S)		12	7	46	58.3	0	1	12	0/0	W	17-14	
Finished the season on injured reserve.													
2002	TOTALS	(6/6)	168	94	1,182	56.0	4	6	83	7/36		*2-4	
Career Totals			(100/94)	2,554	1,418	16,667	55.5	93	101	83	208/1,380	*51-43	
Playoff Totals			(6/6)	135	59	971	43.7	3	5	96t	14/115	*5-1	

*Reflects games started only



CHAD EATON

DEFENSIVE TACKLE

6-5 303

WASHINGTON STATE

5TH NFL SEASON

3RD SEAHAWKS SEASON

UFA 2001 (NEW ENGLAND)

2002 GAMES/STARTS: 16/16

CAREER GAMES/STARTS: 97/76

APRIL 6, 1972

PUYALLUP, WASHINGTON

90

2002: Started all 16 games and led all Seattle defensive linemen with 73 tackles. Led the team with three fumble recoveries while collecting three passes defended and a sack. Lone sack of the season came versus San Francisco (10/14). At St. Louis (10/20) tallied four tackles and returned a fumble recovery 1-yard for his second career score after D.D. Lewis forced Lamar Gordon to fumble that was recovered by Reggie Tongue who then fumbled to give his teammates a chance to make a play. Tied for the team lead with six stops versus Washington (11/3) and had team-leading and season-high nine stops at San Francisco (12/1).

PRO: Signed with the Seahawks as a free agent March 9, 2001, after spending five seasons with the New England Patriots where he played in 65 games with 44 starts. Has 355 career tackles to go along with 16.0 sacks. An original seventh-round draft choice by the Arizona Cardinals in 1995, he was released following training camp and signed to the Cleveland Browns practice squad that season. **1995:** Activated off the Browns practice squad for the final two games of the season, but was listed among the team's inactives prior to each of the final two games of the season. **1996:** Activated from the Patriots' practice squad on November 28. Saw action in the final four regular season games and three playoff games. He contributed four tackles, including a sack and two passes defended. Added three tackles, including half a sack, in the postseason. Made his NFL debut at San Diego (12/1), where he also recorded his first career tackle, a sack of quarterback Sean Salisbury. **1997:** Played in every game at defensive tackle and made his first career NFL start in the season finale at Miami (12/28). Totaled 21 tackles, including a sack, and had three passes defended. His sack was one of three tackles at Indianapolis (9/7). Posted a career-high six tackles and a pass defended versus Pittsburgh (12/13). Saw action in both playoff games providing a tackle in each contest. **1998:** Won the starting nose tackle job in training camp and started 14 of 15 games, missing just one game (at Buffalo 11/15) due to a thigh contusion. Finished ninth on the team with 69 total tackles, and second with six sacks. Forced his first career fumble and recovered another in consecutive weeks at Pittsburgh (12/6)

and at St. Louis (12/13). Earned AFC Defensive Player of the Week honors for his performance at Pittsburgh (12/06) when he sacked the elusive Kordell Stewart for three sacks and forced a fumble which resulted in a New England touchdown. First sack of the season came against the Kansas City Chiefs (10/11). He proceeded to register sacks in his next two contests versus the Jets (10/19) and at Miami (10/25).

Was credited with his first blocked field goal on a Hohn Hall attempt versus the Jets. He led the team in tackles three times, including back-to-back games versus Buffalo (11/29) and at Pittsburgh (12/6). Closed

out the regular season with a career-high 12 tackles versus the New York Jets (12/27). **1999:** Started every game at nose tackle and recorded 53 total tackles, including three sacks. Recovered a team-high three fumbles and forced another. Recorded one-and-a-half sacks versus Kansas City (10/10), the first of three consecutive games with at least one. Assisted on a sack versus Miami (10/17) and registered one sack versus Denver (10/24). Recorded a season-high seven tackles versus the New York Jets. Returned a fumble 30 yards versus Buffalo (12/26) leading to the Patriots only touchdown. Returned a fumble 23 yards for first-career touchdown the following week in the season finale versus the Ravens. **2000:** Started 13 games and played in 14 at nose tackle for the Patriots. Was inactive versus the New York Jets (10/15) and at Indianapolis (10/22) with a leg injury. The Patriots defense did not allow a 100-yard rusher with him in the lineup. Finished the season with 78 tackles (61 solo), three sacks, three passes defended and a forced fumble. Set a career high with 12 tackles at Chicago (12/10) sharing a team high. Earned NFL Special Teams Player of the Week at Buffalo (12/17) after leading the team

OFF THE FIELD

Chad mounted his Harley Davidson and joined hundreds of other motorcycle enthusiasts for Children's Ride 7 which raises money for Children's Hospital.

and tying a career high with 12 tackles, blocking two field goals, including a potential game-winner in overtime, and sacking Doug Flutie one-and-a-half times.


COLLEGE: Started 23 of 35 games at Washington State (1991-94) and totaled 146 tackles (104 solo), including 11.5 sacks for 80 yards while recovering three fumbles. Earned first-team All-Pac 10 honors after starting every game and totaling 69 tackles and 4.5 sacks as a senior. Deflected two passes and blocked two kicks. Earned second-team all-conference honors as a junior. Started every game and totaled 62 tackles and six sacks for the Cougars. Recovered a pair of fumbles and batted down a pass. Played in every game, but did not start as a sophomore. Finished that season with 15 tackles and one sack. Redshirted as a freshman.

2001: Started all 16 games in his first season with the Seahawks. Led all Seattle linemen with 57 tackles (44 solo). Also totaled one sack, two passes defended, one forced

fumble and one fumble recovery. Key part of an improved Seahawks rushing defense that shaved 45.8 yards per game off of the 2000 average (second biggest turnaround in the NFL). Seattle allowed 153.4 yds/game in 2000 and just 107.6 yds/game in 2001.

2000: Started 15 of 16 games in the defense allowed just four 100-yard rushers on the season. Tied season-high six tackles versus Jacksonville (10/7) and had a fumble recovery. Also had six tackles versus Oakland (11/11) including lone sack on the season, with a forced fumble. Posted six tackles again at Denver (12/9).

PERSONAL: Earned first-team all-state honors as a two-way lineman at Rogers High in Puyallup, Wash. Selected as Prep Lineman of the Year by the Washington State Sportswriters Association as a senior. Earned league Most Valuable Offensive and Defensive Lineman accolades. Was a blue chip selection by the Seattle Times and the Tacoma News Tribune. Chad and his wife, Tina, live in Kirkland and have a son, Daniel (4/2/98) and daughter, Adrienne (5/19/01).



EATON'S NFL RECORD

Club	G/S	Tackles			Sacks			Interceptions						
		Tkl	So	Ast	QB	Yds	No	Yds	Avg	LG	TD	PD	FF	FR
1995 Cleveland		Practice Squad												
1996 Patriots	4/0	4	3	1	1.0	4.0	0	0	0.0	0	0	2	0	0
1997 Patriots	16/1	21	13	8	1.0	4.0	0	0	0.0	0	0	3	0	0
1998 Patriots	15/14	69	50	19	6.0	22.0	0	0	0.0	0	0	4	1	1
1999 Patriots	16/16	53	40	13	3.0	10.5	0	0	0.0	0	0	0	1	3
2000 Patriots	14/13	78	61	17	3.0	19.0	0	0	0.0	0	0	3	1	0
2001 Seattle	16/16	57	44	13	1.0	4.0	0	0	0.0	0	0	2	1	1
2002 Seattle	16/16	73	49	24	1.0	6.0	0	0	0.0	0	0	3	0	3
NFL TOTALS	97/76	355	260	95	16.0	69.5	0	0	0.0	0	0	17	4	8

POSTSEASON


Club	G/S	Tackles			Sacks			For Loss		Interceptions				
		Tkl	So	Ast	QB	Yds	No	Yds	Avg	TD	PD	FF	FR	
1996 Patriots	3/0	3	2	1	0.5	4.0	0.0	0	0.0	0	0	0	0	0
1997 Patriots	2/0	2	1	1	0.0	0.0	0	0	0.0	0	0	0	0	0
1998 Patriots	1/1	2	2	0	0.0	0.0	0	0	0.0	0	0	0	0	0
NFL TOTALS	6/1	7	5	2	0.5	4.0	0	0	0.0	0	0	0	0	0

SINGLE GAME HIGHS

Tackles: 12, 3 Times (Last at Buffalo 12/17/00)
Sacks: 3.0, at Pittsburgh (12/6/98)
Interceptions: None
Forced Fumbles: 1, 4 Times (Last vs. Oakland 11/11/01)
Fumble Recoveries: 1, 8 Times (Last vs. St. Louis 12/22/02)
Blocked Field Goals: 2, at Buffalo (12/17/00)

ADDITIONAL STATISTICS

Blocked Field Goals: 1998 (New England) - 1; 2000 (New England) - 2; **Career** - 3.



BOBBY ENGRAM

WIDE RECEIVER

5-10 188

84

PENN STATE

8TH NFL SEASON

3RD SEAHAWKS SEASON

UFA 2001 (CHICAGO)

2002 GAMES/STARTS: 15/6

CAREER GAMES/STARTS: 93/56

JANUARY 7, 1973

CAMDEN, SOUTH CAROLINA

2002: Saw action in 15 games missing one (toe) at Atlanta (12/15). Started six total games, five in a three-receiver set and one replacing Darrell Jackson (concussion) versus Washington (11/3). Finished fourth on the team with 50 receptions and third with 619 yards. A staple as the Seahawks third wide receiver, led the team with 25 receptions on third down while only five other NFL receivers had more. Of 50 total receptions, led the NFL converting first downs on 43 of those receptions (86.0%). Also served as the team's punt returner and finished fifth in the NFC with a 10.7-yard return average on 21 returns for 224 yards with one touchdown. First-career touchdown return (61 yards) came versus San Francisco (10/14) on ABC's Monday Night Football, where he also collected six receptions for a season-high 85 yards en route to earning MNF's popular Horse Trailer Award (with 49ers Terrell Owens, Jeff Garcia and Chike Okefor) given to the game's most valuable player. Punt return touchdown marked the first for the Seahawks since Charlie Rogers at Pittsburgh (9/26/99, 49 games).

PRO: Signed a one-year contract with the Seahawks August 30, 2001, following five seasons with the Chicago Bears. Re-signed a one-year contract with Seattle February 28, 2002, before re-signing a multi-year contract March 7, 2003. Climbed into seventh on Chicago's all-time receptions list with 246 catches. Shattered career-high with team-leading 88 receptions in 1999, the second-highest single-season total in Bears history. Led Bears with 64 receptions in 1998. Moved into starting role in second year with Chicago. Best rookie season for a Bear wide receiver in catches, yards and touchdowns since Willie Gault (1983). 1996: Finished second in touchdowns with six behind Curtis Conway (seven). Caught 33 passes (fourth) for 389 yards (third) as Bears third wide receiver. Returned 31 punts averaging 9.1 yards per attempt. His 19 fair catches were third-most in team history for a season. Led team with 23.2 yard average on 25 kickoff returns (580 yards). Started two games (at Detroit 9/22; at Tampa 12/22). Caught first NFL pass for 7 yards versus

Dallas (9/2) in season opener. Had two catches for 11 yards and first NFL touchdown versus Minnesota (9/15) and fair caught six punts for a Bears single-game record. Had three catches for 39 yards in first career start at Detroit (9/22) while recording season-highs with five punt returns for 52 yards. 1997: Bears' leading receiver for first 10 weeks of season before suffering ankle injury, costing him five weeks. Finished fourth in receptions with 45 for 399 yards. Led team in catches in five of first seven games. Caught six passes for 63 yards and a touchdown versus Minnesota (9/7). Caught eight passes for 63 yards and a touchdown in overtime win at Miami (10/27). Injured right ankle in second quarter at Minnesota (11/9). Missed weeks 11-15 and returned to starting lineup at Tampa (12/21) and caught two passes for 12 yards. 1998: Led Bears with 64 catches and 987 yards. Led team with five touchdowns.

Only Bear to catch a pass in every game. Eclipsed 100 yards receiving in three games. Led Bears with 74 yards receiving, including 54-yard touchdown catch, on four receptions at Pittsburgh (9/13). Led Chicago with 123 yards receiving and two touchdowns versus Minnesota (9/27). Totaled 142 yards, including career-long 79-yard touchdown catch at Arizona (10/11). Hauled in nine passes for 140 yards and a touchdown at Minnesota (12/6). 1999: Played in all 16 games for the third time in his career, starting 14. Increased total receptions for fourth straight season, compiling career-best and team-leading 88 catches for 947 yards and four touchdowns. Total receptions ranked third in NFC (7th NFL). Recorded two 100-yard receiving games. Opened season by catching six passes for 53

OFF THE FIELD

Bobby helped Canadian boys and girls hone their passing, receiving and kicking skills during Practice with the Pros in Vancouver, B.C.

yards versus Kansas City (9/12). Led team with six catches for 48 yards at Green Bay (11/7), including game-winning touchdown reception. Collected team-best eight receptions for 121 yards at San Diego (11/21). Posted 10 catches for 94 yards and a touchdown versus Detroit (12/19). Exploded for career-high 13 receptions and 143 yards at St. Louis (12/26), including two touchdowns. 2000: Moved into seventh on all-time Chicago receiving chart, but had season ended prematurely by knee injury in the third game of the season. Was on pace to approach career-best numbers from the previous season with 16 catches for 109 yards through two and a half games. Led team in season-opener at Minnesota (9/3) with eight catches for 61 yards with a long of 25. Caught four passes for 38 yards in the first half versus New York Giants (9/17) before suffering a torn anterior cruciate ligament in his right knee. Injury ended personal streak of 36 consecutive games with at least one pass reception, the third-longest streak in Bears history. Placed on injured reserve (9/19) and had successful reconstructive knee surgery (10/12). 2001: Served as third receiver in first season with Seattle playing in all 16 games, starting four. Finished the season with 29 receptions and 400 yards. Twenty receptions came on third down yielding 17 first downs. Returned six punts for 96 yards (16.0 avg.) when Charlie Rogers was injured (toe). Started games when team opened in three-wide set versus Jacksonville (10/7), San Diego (12/2), at New York Giants (12/23) and at San Diego (12/30). Had season-highs with five receptions for 71 yards versus Jacksonville. Ended a streak of 69 consecutive games with at least one reception versus Dallas (12/16), a streak that dated back to 1996, six games into his rookie season.

COLLEGE: Set school records with 167 career

receptions for 3,026 yards and 31 touchdowns, topping marks of O.J. McDuffie (125 catches) and Kenny Jackson (2,006 and 25 TDs). His 786 career punt return yards ranked second in school annals to McDuffie's 1,059. Gained 4,043 all-purpose yards, joining Blair Thomas (4,512) and Curt Warner (4,982) as only Nittany Lions to gain 4,000+ yards. Second-team All-America by UPI and *Football News*; third team by AP senior season. All-Big Ten first team selection. Finalist for Fred Biletnikoff Award, given to top receiver in nation. Ranked 10th in country, averaging 98.5 yards per game. Gained 1,084 yards, breaking own single-season yardage record. His 63 receptions tied McDuffie's record set in 1992. Averaged 9.8 yards on 19 punt returns and 18.8 yards on five carries from scrimmage. *Football News* second-team All-American after junior year. First team all-Big Ten choice. Led team with 52 receptions for 1,029 yards and seven touchdowns. AP third-team All America as a sophomore. Consensus All-Big Ten first team. Led team in receiving, punt returns and all-purpose yards. Third in Big Ten with 79.4 yard average. Second in conference and ninth in nation with 12.2 average on 33 punt returns. Caught 48 passes for 18.2 average and 13 touchdowns (school single-season record). Set school mark with five 100-yard receiving games. Big Ten Offensive Player of the Week versus Minnesota in season opener with eight catches for 165 yards and four touchdowns. Four touchdown catches in one game was PSU single-game record. Did not play in 1992, sat out school in fall semester. One of two true freshmen to earn letter while playing in every game.

PERSONAL: Three-time all-state selection at Camden (S.C.) High School. Exercise and sport science major. Married, Deanna, with daughter Bobbi (6/1/98) and son Dean (2/5/2000).

ENGRAM'S NFL RECORD


Club	G/S	Receiving				LG	TD	Rushing			
		No	Yds	Avg	LG			Att	Yds	Avg	TD
1996 Chicago	16/2	33	389	11.8	24	6	0	0	0.0	0	
1997 Chicago	11/11	45	399	8.9	23	2	0	0	0.0	0	
1998 Chicago	16/16	64	987	15.4	79t	5	1	3	3.0	0	
1999 Chicago	16/14	88	947	10.8	56	4	2	11	5.5	0	
2000 Chicago	3/3	16	109	6.8	25	0	0	0	0.0	0	
2001 Seattle	16/4	29	400	13.8	31	0	0	0	0.0	0	
2002 Seattle	15/6	50	619	12.4	38	0	0	0	0.0	0	
NFL TOTALS	93/56	322	3,900	12.1	79t	17	3	14	4.7	0	

Club	No	Yds	Punt Returns			TD	Kickoff Returns				
			Avg	LG	TD		No	Yds	Avg	LG	TD
1996 Chicago	31	282	9.1	34	0	25	580	23.2	45	0	
1997 Chicago	1	4	4.0	4	0	2	27	13.5	20	0	
2001 Seattle	6	96	16.0	27	0	1	6	6.0	6	0	
2002 Seattle	21	224	10.7	61t	1	0	0	0.0	0	0	
NFL TOTALS	59	606	10.3	61t	1	28	613	21.9	45	0	

SINGLE GAME HIGHS

Most Receptions: 13, at St. Louis 12/26/99
Most Yards: 143, at St. Louis 12/26/99
Longest Reception: 79t, at Arizona 10/11/98
Most Touchdowns: 2, 2 Times (Last at St. Louis 12/28/99)

Most Punt Returns: 5, at Detroit 9/22/96
Most Punt Return Yards: 61, San Francisco 10/14/02
Longest Punt Return: 61t, San Francisco 10/14/02
Most Punt Return Touchdowns: 1, San Francisco 10/14/02



DOUG EVANS

33

CORNERBACK

6-1 188

LOUISIANA TECH

11TH NFL SEASON

2ND SEAHAWKS SEASON

UFA 2001 (CAROLINA)

2002 GAMES/STARTS: 16/0

CAREER GAMES/STARTS: 152/117

MAY 13, 1970

HAYNESVILLE, LOUISIANA

2002: Saw action in all 16 games at cornerback, mostly in dime situations. Totaled 29 tackles with one interception and seven passes defended. Interception came at St. Louis (10/20). Posted five tackles while seeing action in the nickel package versus Minnesota (9/29). Had season-high seven stops versus Philadelphia (12/8) after stepping in for Ken Lucas (neck).

PRO: An original sixth-round selection (141st overall) by the Green Bay Packers in 1992 and played for Mike Holmgren from 1993-97. Has started 117 of 152 career games played and collected 632 tackles and 27 interceptions. Signed with Carolina February 18, 1998, as an unrestricted free agent where he started at right cornerback all four seasons. Signed with Seattle April 10, 2002. **1993:** Playing in all 16 games as a defensive reserve and on special teams, finished second on the Packers with 14 special teams tackles in addition to 13 defensive stops. Blocked a Nick Lowery field goal at Kansas City (11/8) while his first NFL interception came at Chicago (12/5) when he stole a Jim Harbaugh pass. Was a reserve in both Packers playoff games, making one stop in the NFC Divisional Playoff at Dallas (1/16). **1994:** Started 15 games for the Packers at right cornerback, moving into the starting lineup for the second game of the season, versus Miami (9/11). Tallied first career sack versus Tampa Bay (9/25) and his only interception of the season versus Atlanta (12/18). **1995:** Doug started all 16 games at right cornerback for the first time in his career and recorded his first 100-tackle season as a pro, finishing third on the Packers with 100 stops in addition to setting an unofficial Packers record for passes defended in a season with 27. Recorded two interceptions, both versus Minnesota (10/22). Posted a career-best 12 tackles at Dallas (10/8) and recorded a sack at Chicago (9/11). Started all three of the Packers playoff contests, recording an interception versus Atlanta (12/31) in a wild card game. **1996:** Second-leading interceptor for the Packers, snaring five picks in 16 starts. He also recorded 68 tackles, three sacks, a forced fumble and a fumble recovery. Recorded an interception versus Philadelphia (9/9) and at Seattle (9/29), returning a Rick Mirer pass 63 yards for

the longest return of his career; he also recorded interceptions at Chicago (10/6), versus Tampa Bay (10/27), and scored a touchdown on a 32-yard interception return at St. Louis (11/24). Started all three of Green Bay's playoff games, recording a sack versus San Francisco in the NFC Divisional Playoff (1/4), six tackles and a forced fumble versus Carolina in the NFC Championship (1/12), and three tackles and an interception versus New England in Super Bowl XXXI (1/26). **1997:** Started 15 regular season and three playoff games for the Packers, including Super Bowl XXXII. Missed the first game of his professional career at Detroit (9/28) with a pulled hamstring, ending a string of 68 straight games played along with 51 consecutive starts. He finished second on the team with 11 passes defended, fifth with 76 tackles and third in interceptions with three to go along with two forced fumbles and a sack. Provided the turning point in a season-opening win versus Chicago (9/1) when, trailing 8-3 in the second quarter, he intercepted Erik Kramer and returned it 27 yards to the Bears one-yard line, setting up a Green Bay touchdown on the next play in a 38-24 victory. **1998:** Had a season of much promise derailed by injury with torn ligaments in his left thumb limiting his effectiveness while a mid-season shoulder separation ended his year after nine games. Despite wearing a cast for seven games, still managed two interceptions in addition to 42 tackles, nine passes defended and a special teams tackle. Began the season with an interception versus Atlanta (9/6) with no return in addition to three tackles. A seven-tackle day versus Green Bay (9/27) was cut short by torn ligaments in his left thumb. Forced to wear a bulky and cumbersome cast on his left hand

OFF THE FIELD

Doug helped refurbish two emergency shelter houses for families with children as part of the Central Area Motivation Program.

(Doug is left-handed). Played as a substitute at Atlanta (10/4) and at Dallas (10/11) before returning to the starting lineup, with the cast, at Tampa Bay (10/18). In that game against the Buccaneers, in addition to seven tackles, had a remarkable interception of Trent Dilfer with a return of 18 yards, snaring the pass one-handed and cradling it into his body. At San Francisco (11/8), made four tackles before exiting the game with a separated right shoulder, ironically injured in an effort to protect the ligaments on his left hand on a diving play downfield. He was placed on injured reserve (11/10) where he remained for the balance of the season. 1999: Started all 16 games and posted a team-high 14 passes defended in addition to 66 tackles, two interceptions and a forced fumble. He led the secondary with 10 tackles versus Jacksonville (9/19) and produced six tackles, two passes defended and a key forced fumble with the 49ers in Carolina territory at San Francisco (10/17). 2000: Started all 16 games for the fourth time in his career and finished third among defensive backs with 97 tackles, the second highest total of his career and the most since he joined the Panthers. Led the defense and established a team record with a career-high five fumble recoveries, tied for the team lead with 18 passes defended, registered two interceptions and forced two fumbles. In an ESPN Sunday Night victory at St. Louis (11/5), contributed to both of the defense's takeaways with a fumble recovery followed in the fourth quarter by a forced fumble and fumble recovery against the Rams Isaac Bruce that led to Carolina's game-tying touchdown. Two fumble recoveries tied a team single-game record shared with Mike Minter, while his six tackles and pass defended were part of a defensive effort that ended the Rams NFL-record streak of 14 consecutive games with at least 30 points. The next game versus St. Louis (12/5), had a hand in two of the defense's team record seven turnovers, garnering his fifth fumble recovery of the season, surpassing the single-season team record of four set by Sam Mills in 1995, and an interception along with four stops and a pass defended in

a 16-3 victory that ended the Rams NFL-record streak of 28 straight games with at least 20 points. His touchdown return of a blocked field goal versus San Diego (12/17) was the first in team history. 2001: Started 16 games at right cornerback for the Carolina Panthers and established a team record (tied for third in the NFL) with a career-high eight interceptions. Set Panthers mark with interceptions in six consecutive games, a streak that tied for the third longest in NFL history and was the longest in the League since Barry Wilburn established the feat with Washington in 1987. In addition to leading team in interceptions, finished third on team with 83 tackles. Also recorded 14 passes defended and forced a fumble. Returned one interception for a score at San Francisco (10/7). Interception return yards (126) also set team record, surpassing the previous Panther mark of 116 established by Jimmie Hitchcock in 2000. Posted season high 10 total tackles at New Orleans (10/2).

COLLEGE: Was a three-year starter and a four-time letterman at Louisiana Tech, recording 292 tackles (159 solo), 5.5 sacks, six interceptions, five fumble recoveries, a forced fumble and 12 passes defended during his four seasons. He began his college career at outside linebacker, moving to strong safety as a sophomore before moving to the rover position as a junior and senior. Earned All-South Independent honors his final two seasons and finished second on the team in tackles as a senior with 84 and as a junior with 91. He redshirted his true freshman year (1988).

PERSONAL: An all-state and all-district selection in football at Haynesville (LA) HS, Doug was also named an academic all-state performer while playing on two state championship football teams. In addition to earning three letters in football, Doug also earned two in track and one in basketball. Doug's brother, Bobby, has had two stints as a safety for the Winnipeg Blue Bombers, split up by one year (1995) when he played for the CFL's Shreveport Pirates. He and wife, Myria, have one daughter, Aymara (2/20/94), and one son, Doug (5/21/95).

D. EVANS' NFL RECORD

Club	G/S	Tackles			Sacks		Interceptions			LG	TD	PD	FF	FR
		Tkl	So	Ast	QB	Yds	No	Yds	Avg					
1993 Green Bay	16/0	13	11	2	0.0	0.0	1	0	0.0	0	0	3	1	1
1994 Green Bay	16/15	58	46	12	1.0	0.0	1	0	0.0	0	0	15	3	1
1995 Green Bay	16/16	100	80	20	1.0	9.0	2	24	12.0	24	0	27	1	0
1996 Green Bay	16/16	68	56	12	3.0	25.0	5	102	20.4	63t	1	16	1	1
1997 Green Bay	15/15	76	66	10	1.0	6.0	3	33	11.0	27	0	11	2	0
1998 Carolina	9/7	42	33	9	0.0	0.0	2	18	9.0	18	0	9	0	0
1999 Carolina	16/16	66	53	13	0.0	0.0	2	1	0.5	1	0	14	1	0
2000 Carolina	16/16	97	77	20	0.0	0.0	2	17	8.5	17	1	18	2	6
2001 Carolina	16/16	83	59	24	0.0	0.0	8	126	15.8	49	1	14	1	0
2002 Seattle	16/0	29	26	3	0.0	0.0	1	0	0.0	0	0	7	0	0
NFL TOTALS	152/117	632	507	125	6.0	4.0	27	321	11.9	63t	3	134	12	9

ADDITIONAL STATISTICS

Special Team Tackles: 1993 (14); 1994 (2); 1995 (2); 1996 (6); 1998 (1); Career Totals: 25
Blocked FG: 1993 (1) **Punt Returns:** 1995 (1-0)

DOUG EVANS' POSTSEASON

Club	G/S	Tackles			Sacks		Interceptions			LG	TD	PD	FF	FR
		Tkl	So	Ast	QB	Yds	No	Yds	Avg					
1993 Green Bay	2/0	1	1	0	0.0	0	0	0	0.0	0	0	0	0	0
1994 Green Bay	2/2	10	8	2	0.0	0	0	0	0.0	0	0	2	0	0
1995 Green Bay	3/3	15	13	2	0.0	0	1	0	0.0	0	0	6	0	0
1996 Green Bay	3/3	12	9	3	1.0	5	1	0	0.0	0	1	1	0	0
1997 Green Bay	3/3	11	9	2	0.0	0	0	0	0.0	0	0	3	0	0
NFL TOTALS	13/13	49	40	9	1.0	5	2	0	0.0	0	0	12	1	0

SINGLE GAME HIGHS

Tackles: 12, 2 Times, (Last at Indy 11/16/97)

Sacks: 2, vs. Denver (12/8/96)


Interceptions: 2, vs. Minnesota (10/22/95)

Forced Fumbles: 1, 12 times, (Last at Minn. 9/9/01)

Fumble Recoveries: 2, at St. Louis (11/5/00)

Blocked FG: 1, at Kansas City (11/8/93)

HEATH EVANS



44

FULLBACK
6-0 245
AUBURN
3RD NFL SEASON
3RD SEAHAWKS SEASON
3RD ROUND 2001
2002 GAMES/STARTS: 16/1
CAREER GAMES/STARTS: 32/1
DECEMBER 30, 1978
WEST PALM BEACH, FLORIDA

2002: Started one game at fullback (at Arizona 11/10), first of career, and saw action in all 16 games and 13 in the backfield. A fullback, Evans also saw limited action at running back. Had 17 carries for 53 yards and eight receptions for 41 on the season. Had a career-high five rushing attempts in the season finale at San Diego (12/29) for career-high 22 yards. A regular on most special teams units, he totaled one tackle and returned six kickoffs for 84 yards (14.0 avg.).

PRO: Selected in the third round (82nd overall) of the 2001 NFL Draft. The first fullback selected by Seattle since Reggie Brown in 1996,

OFF THE FIELD

Heath served pizza at the Seahawks Academy pizza party that kicked off the new school year at the middle school.

and fourth highest selection used on the position. **2001:** Played in all 16 games, predominantly on special teams totaling five tackles. Saw action at fullback in three games versus San Diego

(12/2), Dallas (12/16) and Kansas City (1/6/02)

and had two rushes for 11 yards. Returned three kickoffs for 40 yards. Had a 49-yard kickoff return at Buffalo (11/18) called back due to a holding call.

COLLEGE: Despite seeing action mostly as a blocker, managed to gain 626 yards on 149 carries with six touchdowns and 354 yards with a score on 30 receptions. Started 16 of 28 games played for Auburn in three seasons. Played in 12 games, starting eight at fullback as a junior. Collected 260 yards with a pair of touchdowns on 42 carries (6.2 avg.) and caught 15 passes for 107 yards. Played in every game starting four as a sophomore, while leading the team with 93 carries for 330 yards and a pair of touchdowns. Closed out the season versus Alabama with a career-high 83 yards on 21 carries with an 18-yard reception. As a freshman, started at fullback in the team's first three games. Finished with 14 carries for 36 yards and a pair of touchdowns and caught seven passes for 151 yards and a score.

PERSONAL: Two-time All State selection as a tailback at The King Academy (West Palm Beach, Fla.). Rushed for 2,294 yards and 39 touchdowns as a senior. Also lettered in basketball. Married to Bethann (7/14/02).


H. EVANS' NFL RECORD

Club	G/S	Att	Rushing			LG	TD	No	Receiving			LG	TD
			Yds	Avg					Yds	Avg			
2001 Seattle	16/0	2	11	5.5		7	0	0	0	0.0	0	0	
2002 Seattle	16/1	17	53	3.1		8	0	8	41	5.1	13	0	
NFL TOTALS	32/1	19	64	3.4		8	0	8	41	5.1	13	0	

HEATH EVANS' ADDITIONAL STATISTICS

Special Team Tackles: 2001 -5, 2002 -1; Career Totals: 6

Kickoff Returns: Returned nine for 124 yards (13.8 avg.)



CURTIS FULLER

FREE SAFETY
5-10 191

TEXAS CHRISTIAN
3RD NFL SEASON
3RD SEAHAWKS SEASON
4TH ROUND (B) 2001
2002 GAMES/STARTS: 16/1
CAREER GAMES/STARTS: 26/2
JULY 25, 1978
N. RICHLAND HILLS, TEXAS

29

2002: Saw action in all 16 games, starting one (Denver 11/7) in place of Marcus Robertson. Totaled 33 tackles, one interception and two passes defended. Also collected three special teams tackles on the season. Took over for Robertson (concussion) in the first quarter versus Washington (11/3) and tied for team lead with six tackles. Had first-career interception the following week at Arizona (11/10) and started the next week versus Denver and had season-high seven tackles.

PRO: Selected as the second of three fourth-round picks (127th overall) for the Seahawks in the 2001 draft. The third highest pick ever used on a free safety for the Seahawks behind Ken Hamlin (42nd in 2003 and Larry Whigham (110th in 1994), and was the first free safety drafted by the team since T.J. Cunningham in 1996.

OFF THE FIELD

Curtis helped motivate 93 first-time donors at the Seahawks Annual Blood Drive.

2001: Saw action in 10 games while starting one at safety.

Totaled 14 tackles and two passes defended for the season. Played special teams primarily in three games (Miami, 10/28; at Washington, 11/4; Dallas, 12/16) and recorded three total special teams tackles. Made first career start at Buffalo (11/18) and registered career-best eight tackles and

two passes defended.

COLLEGE: Played three seasons for the Horned Frogs after transferring from Trinity Valley (Tx.) College. Started 32 of 33 games for TCU and finished his career with 257 tackles (192 solo), three interceptions and 19 passes defended. An All-Western Athletic Conference first-team selection and First-team Academic pick as a senior. A key figure in a defense that led the nation, allowing only 245.0 yards and 9.6 points per game. Credited with 82 tackles with a sack, fumble recovery and 10 passes defended. Recovered a fumble to set up a touchdown versus Fresno State and fellow 2001 draftee LB Orlando Huff. Also intercepted a pass, deflected another and made a career-high 13 tackles in that game. Selected All-Western Conference first team by the *Dallas Morning News* and second-team honors from the league's coaches after ranking second on the team with a career-high 94 tackles, one interception, nine passes defended, two fumble recoveries and a forced fumble. Earned All Southwest Junior College Conference honors at Trinity Valley (Texas) College as he led the conference with nine interceptions and 21 passes defended.

PERSONAL: All-Star selection at Christian (Fort Worth, Texas) High after leading the team to an 11-3 record and a second-place finish in the state polls in 1995. Born in Fort Worth Texas.

FULLER'S NFL RECORD

Club	G/S	Tackles			Sacks		Interceptions			LG	TD	PD	FF	FR
		Tkl	So	Ast	QB	Yds	No	Yds	Avg					
2001 Seattle	10/1	14	12	2	0.0	0	0	0	0.0	0	0	2	0	0
2002 Seattle	16/1	33	22	11	0.0	0	1	3	3.0	3	0	2	0	0
NFL TOTALS	26/2	47	34	13	0.0	0	1	3	3.0	3	0	4	0	0


FULLER'S SINGLE GAME HIGHS

Tackles: 8, at Buffalo 11/18/01
Interceptions: 1, at Arizona 11/10/03

Forced Fumbles: None
Fumble Recoveries: None

ADDITIONAL STATS

Special Team Tackles: 2001 (Seattle) - 3, 2002 (Seattle) - 3; **Career Totals:** 6



RANDALL GODFREY

LINEBACKER
6-2 245

GEORGIA
5TH NFL SEASON
1ST SEAHAWKS SEASON
UFA (TENNESSEE) 2003
2002 GAMES/STARTS: 8/5
CAREER GAMES/STARTS: 102/89
APRIL 6, 1973
VALDOSTA, GEORGIA

2002: Played in eight games, starting five after battling through a right ankle injury the majority of the season. Returned to form in December and helped lead the team to the AFC Championship Game versus Oakland. That defense finished the season second in the NFL against the run. Totaled 44 tackles and one sack for the year. Injured ankle during third quarter of season opener versus Philadelphia (9/8), and was inactive the following week at Dallas (9/15). Active, but did not play versus Cleveland (9/22), and started the next weeks before returning to the inactive list for the next six games. Returned healthy at New York Giants (12/1) and registered season-high nine tackles. Helped limit Houston to season low 28 total rushing yards in season finale. Totaled eight tackles in two playoff games.

PRO: Originally drafted by the Dallas Cowboys with the second of two second-round choices (49th overall) of the 1996 draft. Played four seasons in Dallas before signing as an unrestricted with Tennessee in 2000. One of the league's top middle linebackers, has amassed at least 110 tackles five of the last six seasons. Has experience playing inside and outside linebacker, and had a string of 77 consecutive starts between 1996 and 2001. Helped Titans defense vault from 17th in the league before arrival in 1999 to number one in 2000, after setting a career high with 169 tackles. 1996: Played 16 games, starting six as a rookie. Saw special teams and spot linebacker duty the first half before taking over the starting strongside linebacker job for the final six weeks. Finished season with 31 tackles, a forced fumble and pass defended. Recorded five tackles and forced fumble at Arizona (12/8). Tallied nine tackles at Washington (12/22) and had one tackle in Wild Card win over Minnesota (12/28), but suffered a sprained ankle, which

caused him to miss divisional playoff game at Carolina (1/5/97). 1997: Started all 16 games and followed up rookie campaign with an outstanding second year, finishing second on the team with 149 tackles to go along with two passes defended and one sack. Led or tied for team lead in tackles five times. Tied for team lead with 11 stops at Arizona (9/7). Recorded first career sack along with eight tackles at Washington (10/13). Led team with career-high 14 tackles against Arizona (11/9). Had 11 tackles versus Washington (11/16) and Green Bay (11/23). Tied career high with 14-tackle effort against Carolina (12/8). Closed out season with seventh consecutive (eighth overall) double-digit tackle game, a 12-stop effort against the New York Giants (12/21). 1998: Started all 16 games at outside linebacker for second consecutive year and ranked fourth on team with 115 tackles. Led team with three forced fumbles and linebacking corps with a career-high three sacks. Led team with 11 tackles in season opener against Arizona (9/6). Second on team with eight tackles and recorded first sack of the season at N.Y. Giants (9/21). Led team with 13 tackles against Oakland (9/27) and then registered 14 against Washington (10/4). Had six tackles and recovered a fumble at Chicago (10/18) then had nine tackles and a sack at Arizona (11/15). Recorded first career interceptions against Washington (12/27), picking off a Trent Green pass in the end zone to halt a Redskins scoring drive. Had six tackles in second career playoff game, a loss to Arizona (1/2/99). 1999: Started all 16 games at middle linebacker after playing entire 1998 season on the outside. Led Cowboys with 143 tackles and had five passes defended, one interception and one sack. Tied for team lead with nine tackles in first start at middle linebacker at Washington (9/12). Recorded team-high 11 stops on Monday

Night Football against Atlanta (9/20). Posted team-leading 13 tackles on Monday Night at N.Y. Giants (10/18), before another 11 tackle day at Indianapolis (10/31). Led team with 11 tackles in shutout win over then-AFC leading Miami (11/25). Led defense with career-high 17 tackles at New England (12/5). Had interceptions versus N.Y. Jets (12/19) and had a sack and forced fumble at New Orleans (12/24). Recorded eight tackles in NFC Wild Card loss at Minnesota (1/9/00). **2000:** Started all 16 games a middle linebacker for the Titans leading the team with career high 169 tackles and named AP second-team All-Pro. Recorded three sacks, intercepted two passes, including one for a touchdown, two fumble recoveries and six passes defended. Posted double-digit tackles in nine games and led linebackers in tackles every game during season. Led or tied for team lead in tackle 13 times. Started season with 14 tackles at Buffalo (9/3). Posted 13 tackles and first two interceptions as a Titan, one returned 24 yards for a touchdown, at Baltimore (10/22) earning AFC Defensive Player of the Week. Credited with two forced fumbles and tied season-high with 14 tackle performance against Baltimore (11/12). Started 70th consecutive game and recorded 13 tackles, one forced fumble, a fumble recovery, 1.5 sacks and two passes defended against his former teammates, Dallas (12/25) on Monday Night Football and was named AFC Defensive Player of the Week. Started fourth playoff game and posted 10 tackles, a pass defended and a sack in AFC Divisional Playoff game (1/7/01). **2001:** Started all 14 games and led team with 111 tackles despite battling injuries to left thumb, left wrist and left knee. Missed two games (11/12 vs. Baltimore, 1/6 vs. Cincinnati) due to left knee injury. Also recorded one sack, two forced fumbles, one interception and three passes defended. Led team with 12 tackles in season-opening loss against Miami (9/9). Broke left thumb during Ravens game but

stayed in contest (10/7). Led team with season-high 14 tackles and interception at Detroit (10/21). Posted one sack and eight tackles at Pittsburgh on Monday Night (10/29). Ended streak of 87 games played (64 with Dallas, 23 with Tennessee) and 77 consecutive starts (54 with Dallas, 23 with Tennessee) when he did not play at Baltimore (11/12). Game was first DNP of career. Helped limit Ahman Green to just nine yards versus Green Bay (12/16).

OFF THE FIELD
 Randall co-hosted "Fishing for a Cure" fishing tournament while with the Titans to raise \$35,000 for the T.J. Martell Foundation for Cancer, Leukemia and Aids research.

COLLEGE: Finished senior season with 35 tackles and three tackles for loss, despite missing four games with a pulled hamstring. Finished second on team with 102 tackles as a junior, also recording two sacks, five passes defended and a fumble recovery. Earned first-team All-SEC as a sophomore after leading Bulldogs with 114 tackles. Became the first true freshman to lead the Georgia team in tackles with 114 and named SEC Freshman of the Year, Freshman All-SEC and Freshman All-America in 1992 for his exploits. **PERSONAL:** USA Today and Super Prep first-team all-America and Class AAA All-State and all-south first team after leading Lowndes County High (Valdosta, Ga.) with 111 tackles, six sacks and two interceptions. Also lettered in track and was team MVP in basketball. Started Randall Godfrey Foundation to help at-risk youths and to assist high school athletes in preparation for SATs and ACTs. Married to Rhonda (7/6/02).

GODFREY'S NFL RECORD

Club	G/S	Tackles			Sacks			Interceptions				TD	PD	FF	FR
		Tkl	So	Ast	QB	Yds	No	Yds	Avg	LG					
1996 Dallas	16/6	31	21	10	0.0	0.0	0	0	0.0	0	0	1	1	0	0
1997 Dallas	16/16	149	76	73	1.0	5.0	0	0	0.0	0	0	2	0	1	0
1998 Dallas	16/16	115	66	49	3.0	22.0	1	0	0.0	0	0	3	3	1	0
1999 Dallas	16/16	143	95	48	1.0	16.0	1	10	10.0	10	0	5	1	0	0
2000 Tennessee	16/16	169	97	72	2.5	19.0	2	24	12.0	24t	1	7	4	2	0
2001 Tennessee	14/14	111	79	32	1.0	9.0	1	5	5.0	5	0	3	2	0	0
2002 Tennessee	8/5	44	27	17	1.0	4.0	0	0	0.0	0	0	0	0	0	0
NFL TOTALS	102/89	762	461	301	9.5	75.0	5	39	7.8	24t	1	21	11	4	0

POSTSEASON

Club	G/S	Tackles			Sacks			Interceptions				TD	PD	FF	FR
		Tkl	So	Ast	QB	Yds	No	Yds	Avg	LG					
1996 Dallas	1/1	1	1	0	0.0	0.0	0	0	0.0	0	0	0	0	0	0
1998 Dallas	1/1	6	4	2	0.0	0.0	0	0	0.0	0	0	0	0	0	0
1999 Dallas	1/1	8	7	1	0.0	0.0	0	0	0.0	0	0	1	0	0	0
2000 Tennessee	1/1	10	9	1	1.0	9.0	0	0	0.0	0	0	1	0	0	0
2001 Tennessee	2/1	8	6	2	0.0	0.0	0	0	0.0	0	0	0	0	0	0
NFL TOTALS	6/5	33	27	6	1.0	9.0	0	0	0.0	0	0	2	0	0	0

GODFREY'S SINGLE GAME HIGHS

Tackles: 17, at New England (12/5/99)

Playoffs: 10, vs. Baltimore (1/7/01)


Sacks: 1.5, vs. Dallas (12/25/00)

Interceptions: 2, at Baltimore (10/22/00)

Touchdowns: 1, at Baltimore (10/22/00) 24-yd INT

ADDITIONAL STATS

Special Team Tackles: 1996 -9, 1997 -2, 1998 -6, 1999 -1: Career Totals: 18



CHRIS GRAY
GUARD
6-4 308
AUBURN
11TH NFL SEASON
6TH SEAHAWKS SEASON
UFA (CHICAGO) 1998
2002 GAMES/STARTS: 16/16
CAREER GAMES/STARTS: 129/91
JUNE 19, 1970
BIRMINGHAM, ALABAMA

2002: Only one of two Seattle offensive lineman to start all 16 games (Robbie Tobeck). Started first four games at right guard before starting the final 12 games at left guard for injured Steve Hutchinson (leg). Helped solidify an offensive line that helped Shaun Alexander set a franchise record with 18 total touchdowns and 16 rushing scores. Provided solid protection for quarterback Matt Hasselbeck's four 300-plus yard passing games over the final six games of the season. Made the switch to left guard in the third quarter versus Minnesota (9/29), a game in which the line didn't allow a sack, the first game since 11/18/01 at Buffalo.

PRO: Entered the NFL as a fifth-round draft choice (132nd overall) of the Miami Dolphins in 1993. Played in 42 games with 23 starts for Miami from 1993-1996. Moved to right guard in 2001 from center where he had started 34 games from 1998-2000. 1993: Saw action in five games as a rookie. Was inactive for 10 games and did not play in another. 1994: Played in all 16 games and both playoff contests. Started two games. Made first NFL start versus L.A. Raiders (10/16). 1995: Started the first ten

games before suffering a season-ending left ankle injury versus New England (11/12). Placed on injured reserve (11/15). Underwent surgery to

repair ligament damage (11/17). 1996: Returned from ankle injury and started the first 11 games. Suffered a broken ankle at Houston (11/17) and missed the remainder of the season. 1997: Played in eight games with two starts for the Chicago Bears after signing as a free agent (9/10). Signed as a free agent with the Seahawks April 15, 1998. 1998: Started the final eight games of the season replacing an injured Kevin Glover (back) at center. Inactive versus Oakland (11/1) with a concussion. Helped pave the way for a 105-yard rushing day for Ricky Watters in his first start versus Kansas City (11/8). Part of an offensive line that was instrumental in Watters setting a career-high with 178 yards versus Indianapolis (12/20). Served as the deep snapper for field goals and extra points all season. Jason Kyle served as the deep snapper versus Oakland (11/1), when Gray was inactive. 1999: Started 10 games at center and played in all 16. Handled snapping duties for field goals and PATs. Took over starting job at center for the remainder of the season for an injured Kevin Glover (blood clot) at Green Bay (11/1). Part of an offensive line that helped Ricky Watters rush for a 125 yards at Green Bay on Monday Night Football (11/1). Helped Watters' rush for a season-high 133 yards versus Cincinnati (11/7). 2000: Started 16 games for the first time in his career. Entered the season as the starting center for the first time with the Seahawks. Helped Ricky Watters average 4.5 yards per carry and Shaun Alexander average 4.9 (second among rookies in 2000). Part of an offensive line that did not allow a sack in back to back games at Atlanta (12/3) and at Denver (12/10)--the first time that has been accomplished for the Seahawks in 324 games. 2001: Started

OFF THE FIELD

Chris played football with children at the Kirkland facility during the 3rd Annual Special Olympics Football Clinic.

all 16 games for the second consecutive season. Started every game at right guard and became part of a solid front line that helped Shaun Alexander rush for 1,318 yards and a league-leading 14 touchdowns. Part of starting unit versus Oakland (11/11) that helped Alexander to the fourth-best rushing game in NFL history (266 yards) and helped set a franchise record with 319 rushing yards as a team.


COLLEGE: Four-year letterman and two-year starter at Auburn. Second-team All-America and

first-team all-SEC selection as a senior. Also earned all-SEC academic honors. Played left tackle as a junior and senior starting every game. Split time between tackle and tight end in first two seasons. Received a B.S. Degree in Marketing.

PERSONAL: Lettered in football at Homewood High in Birmingham, Ala. Played tight end and defensive end. He and his wife, Julie, live in Plantation, Fla. They have a daughter, Grace (5/6/99) and son, Matthew (5/25/01).

GRAY'S NFL RECORD

Year	Team	GP/GS	Postseason	Year	Team	GP/GS	Postseason
1993	Miami	5/0		1999	Seattle	16/10	1/1
1994	Miami	16/2	2/0	2000	Seattle	16/16	
1995	Miami	10/10		2001	Seattle	16/16	
1996	Miami	11/11		2002	Seattle	16/16	
1997	Chicago	8/2		NFL TOTALS		129/91	
1998	Seattle	15/8		POSTSEASON			3/1



NORMAN HAND

DEFENSIVE TACKLE

6-3 310

MISSISSIPPI

9TH NFL SEASON

1ST SEAHAWKS SEASON

TRADE (NEW ORLEANS) 2003

2002 GAMES/STARTS: 16/13

CAREER GAMES/STARTS: 98/72

SEPTEMBER 4, 1972

WALTERBORO, S.C.

96

2002: Played in all 16 games, starting 13 at left defensive tackle. Recorded 47 tackles (29 solo), 2.5 sacks for -15.5 yards and one pass defense. Recorded three assists and one sack at Chicago (9/22). Recorded three solo tackles and a half sack at Washington (10/13). Left game in first quarter versus San Francisco (10/20) with left hamstring injury and did not return. Had three solo tackles and one sack for versus Minnesota (12/15).

PRO: Burly defensive tackle regarded as one of the finest run-stuffing tackles in the NFL, was traded to Seattle on draft day April 27, 2003, from the New Orleans Saints for a sixth round pick. Helped the Saints run defense rank in the upper half of the rankings all three seasons. Has played in 98 career games, starting 72 while collecting 275 tackles with 20.5 sacks, 12 passes defended and two interceptions. Hand played in New Orleans from 2000-02 after three seasons in San Diego. He helped the Saints defense record an NFL-high 66

sacks in 2000 and an NFC-high 53 in 2001. Originally selected by the Miami Dolphins in the fifth round (158th overall) of the

1995 NFL Draft, was waived August 24, 1997 after playing in nine games over two seasons for the Dolphins. Signed by San Diego off waivers from

Miami a day later. 1995: Inactive for all 16 regular-season games and one post-season contest with Miami as rookie in 1995. 1996: Played in nine games with Miami and finished season with six tackles, one-half sack and a fumble recovery. Made NFL debut in reserve role at Indianapolis (9/23). Had one tackle and one-half sack at Buffalo

OFF THE FIELD

Norman was the Saints' man of the year for 2002. He has donated both financially and with his time to the Starbright Foundation program at Children's Hospital-New Orleans.

(10/13) and recovered fumble on final play of game following Daniel Stubbs sack of Jim Kelly to preserve Miami's 16-14 victory at Buffalo (12/16). **1997:** Claimed by San Diego off waivers from Miami Dolphins (8/25) prior to season opener. Started one game and played in 15. Started at New Orleans (9/7) and had season-high three tackles. Finished season with 19 tackles and one sack. Also had season-high three tackles versus Carolina (9/14). Sack came versus Baltimore (9/28). **1998:** Exploded to prominence while starting all 16 games in, having what many thought was a Pro Bowl-caliber season for NFL's top-ranked defense. In addition to leading the Chargers with a career-high six sacks, also set career-highs with 49 tackles, two interceptions, one forced fumble and eight passes defended. Teammates honored Hand by naming him Lineman of Year in 1998. Named AFC Defensive Player of Week for week seven effort against Philadelphia after returning his first-career interception 17 yards to set up a Chargers score while adding one sack, five tackles and two passes defended in 13-10 win. Second interception came at Seattle (12/13), which he returned 30 yards. Led Chargers with career-high three sacks for career-best 22 yards as San Diego's defense held Oakland to two first downs, 159 total yards and just 18 yards rushing at Oakland (10/11). **1999:** Played and started 14 games at left defensive tackle and was inactive for two. Finished year ranked third on the team with then-career-high 55 tackles (41 solo). Also posted four sacks and three passes defended, sharing team co-lineman of the year honors. Tackle total was tops among Chargers linemen. Had six tackles and two shared sacks versus Oakland (12/26). Chalked up a season-best seven tackles and a sack against Seattle (10/17). Got his first sack of the season, at Detroit (10/10), to go along with five tackles. **2000:** Played and started 15 games and two playoff games at left defensive tackle. Recorded career-high

65 tackles (43 solo), three sacks, one pass defense and one forced fumble. Had one sack at Atlanta (10/22) and had five solo tackles and a sack at Carolina (11/12). Left game with sprained foot versus Denver (12/3) and was declared inactive due to foot injury versus San Francisco (12/10). Recorded nine tackles (five solo) and one pass defended in both playoff games. **2001:** Played and started in 13 games at left defensive tackle and recorded 34 tackles (20 solo) and 3.5 sacks. Missed the final three games after starting the first 13 contests. Was inactive for games 14-15 with left foot injury suffered in game 13 and was placed on injured reserve (1/4/02). Recorded two tackles and a sack at New England (11/25). Had one solo stop and a sack versus Carolina (12/2). Recorded three tackles and 1.5 sacks at Atlanta (12/9).

COLLEGE: Two-year starter at Mississippi after transferring from Itawamba Community College. Started every game at left defensive tackle as senior and named second-team All-SEC. Recorded 61 tackles, 3.5 sacks, three tackles for loss, one interception and one fumble recovery as a senior. Played in all 11 games with nine starts as junior. A two-year starter at Itawamba and recorded 135 tackles, three fumble recoveries, four forced fumbles, 33 tackles for loss and 18 sacks. Earned All-State honors as sophomore.


PERSONAL: Earned three letters in football and also played baseball at Waterboro (SC) High School. Honorable mention All-America by *Parade* and *USA Today* as senior and selected as South Carolina High School Defensive Lineman of Year. Caught 25 passes for 526 yards while playing tight end as junior. Norman and former Chargers teammate Terrance Shaw finished first at NFL Arm Wrestling Championships in 1999. Majored in criminal justice. Norman and his wife, Tammy, have a son, Norman Derrell, Jr., and a daughter, Alexis Ariel. Was born Sept. 4, 1972 in Queens, N.Y.

HAND'S NFL RECORD

Club	G/S	Tackles			Sacks		Interceptions									
		Tkl	So	Ast	QB	Yds	No	Yds	Avg	LG	TD	PD	FF	FR		
1995 Miami	0/0	0	0	0	0.0	0	0	0	0.0	0	0	0	0	0	0	0
1996 Miami	9/0	6	4	2	0.5	5.0	0	0	0.0	0	0	0	0	0	0	1
1997 San Diego	15/1	19	16	3	1.0	4.0	0	0	0.0	0	0	0	0	0	0	0
1998 San Diego	16/16	49	42	7	6.0	35.0	2	47	23.5	30	0	8	1	0	0	0
1999 San Diego	14/14	55	41	14	4.0	17.5	0	0	0.0	0	0	3	0	0	0	0
2000 New Orleans	15/15	65	43	22	3.0	21.0	0	0	0.0	0	0	1	1	0	0	0
2001 New Orleans	13/13	34	20	14	3.5	17.5	0	0	0.0	0	0	0	0	0	0	0
2002 New Orleans	16/13	47	29	18	2.5	15.5	0	0	0.0	0	0	1	0	0	0	0
NFL TOTALS	98/72	275	195	80	20.5	116.0	2	47	23.5	30	0	13	2	1	0	0

HAND'S POSTSEASON

Club	G/S	Tackles			Sacks		Interceptions				TD	PD	FF	FR
		Tkl	So	Ast	QB	Yds	No	Yds	Avg	LG				
2000 New Orleans	2/2	9	5	4	0.0	0.0	0.0	0	0.0	0	0	0	0	0
NFL TOTALS	2/2	9	5	4	0.0	0.0	0	0	0.0	0	0	0	0	0



RYAN HANNAM

TIGHT END

6-2 248

NORTHERN IOWA

2ND NFL SEASON

2ND SEAHAWKS SEASON

5TH ROUND (B) 2002

2002 GAMES/STARTS: 15/0

CAREER GAMES/STARTS: 15/0


FEBRUARY 24, 1980

ST. ANSGAR, IOWA

83

2002: Played in 15 games on special teams including eight at tight end. Had one reception on the season (at Arizona, 11/10) for a 16-yard touchdown. Was inactive (flu) at Dallas (10/27). Had six total special teams tackles.

PRO: Selected second of three fifth-round picks (169th overall) by the Seahawks in the 2002 draft. Second tight end selected



Hannam's lone reception in 2002 was 16-yard TD at Arizona.

by the Seahawks in the draft and 14th in Seahawks history.

COLLEGE: Three-year starter at Northern Iowa. Collected 86 catches for 957 yards and

seven touchdowns in 47 career games. Named All-Gateway Conference first team. After starting all 14 games, finishing second on the team with a career-high 43 receptions for 404 yards (9.4 avg.) as a senior. Closed his career with four catches for 22 yards against Montana in the Division I-AA Championship game. As a junior, earned All-Gateway Conference honorable mention and All-Academic pick. Earned honorable mention academic all-conference as a sophomore. Played in every game, started four, and was the team's fifth leading receiver with 23 catches for 253 yards (11.0 avg.) and five touchdowns.

PERSONAL: Earned four letters in football, baseball and track, and three in basketball at St. Ansgar High School. Was a three-time All-District pick on the defensive line. National Honor Society Member. Son of Paul and Lowana Hannam. Resides in St. Ansgar, Iowa.

OFF THE FIELD

Ryan accompanied Blitz, the Seahawks mascot, and visited patients at the University Hospital in Seattle.

HANNAM'S NFL RECORD

Club	G/S	Receiving				LG	TD	Rushing			
		No	Yds	Avg	TD			Att	Yds	Avg	TD
2002 Seattle	15/0	1	16	16.0	1	16t	1	0	0	0.0	0
NFL TOTALS	15/0	1	16	16.0	1	16t	1	0	0	0.0	0

MATT HASSELBECK



QUARTERBACK

6-4 223

BOSTON COLLEGE

5TH NFL SEASON

3RD SEAHAWKS SEASON

TRADE (GREEN BAY) 2001

2002 GAMES/STARTS: 16/10

CAREER GAMES/STARTS: 61/22

SEPTEMBER 25, 1975

WESTWOOD, MASS.

8

2002: Started 10 games after entering camp as the team's second quarterback behind Trent Dilfer. Started the season opener at Oakland (9/8) for Dilfer (knee) before taking over the remainder of the season after Dilfer suffered a season-ending Achilles injury at Dallas (10/27). Completed 267 of 419 passes for 3,075 yards, 15 touchdowns and 10 interceptions for an 87.8 passer rating. Passed for over 300 yards four times and surpassed 400 yards twice, both club records for a single season. Set team marks for completions (36) and yards (449) at San Diego (12/29) after attempting a franchise record 55 passes at San Francisco (12/1). Completion percentage (63.7) was tops in the NFC (5th NFL) and 87.8 passer rating was second in the NFC (6th NFL). Led an offense that averaged an NFL-high 476-yards/game over the final six games, which included a franchise record three 500-yard games. Guided club to victory in four of final six contests, including final three, the second most consecutive victories to close out a season and most since five in 1986. Versus Kansas City (11/24), completed 25 of 36 passes for a then career-high and NFL week 12 best 362 yards with a career-best three touchdowns for a 129.6 rating. The career performance only lasted one week after passing for a franchise-record 427 yards on a club-high 55 attempts at San Francisco (12/1). Set a personal high with 30 completions, third-most in team annals, while tying a personal mark with three touchdown passes. Became just the second quarterback in team history to throw for 300 yards in back to back games, joining Jim Zorn who did that twice (1979 & 1981), and the first Seahawks quarterback to throw for multiple 300-yard games in the same season since Dave Krieg in 1985. Led team to 32 first downs versus Kansas City, and combined with the Chiefs' 32 set an NFL record for most in one game (64). Also led Seattle to 534 total yards in that game, first time eclipsing 500 team yards since Octo-

ber 26, 1997, versus Oakland. Led team to 507 yards versus San Francisco, the first time Seattle has ever posted back-to-back 500-yard games. Passed for 303 yards and a touchdown versus St. Louis (12/22) and 298 yards with a touchdown at Atlanta (12/15). In record-breaking season finale at San Diego, scored first-career rushing touchdown on a 1-yarder with one second remaining in regulation to send the game into overtime.

PRO: Joined the Seahawks March 2, 2001, via trade with Green Bay. Seattle received Hasselbeck and the Packers' 2001 first-round draft choice (17th overall-Steve Hutchinson) in exchange for Seattle's 10th selection in the first round and a third-round choice. An original 1998 sixth-round draft choice of the Packers during Mike Holmgren's reign in Green

Bay. Spent the 1998 season on the practice squad before re-signing with the Packers as a free agent in February of 1999. Has played in 61 career games, 28 at quarterback, mostly as the holder for the extra point and field goal units during his first three seasons. Has 769 career attempts and 456 completions for 5,243 yards, 24 touchdowns and 18 interceptions for a 80.6 passer rating. **1998:** Spent the entire season on the Packers practice squad. **1999:** Won the role of backup with an impressive preseason performance. Played in all 16 games as the holder for extra point and field goal teams and saw action in four games at

OFF THE FIELD


Matt is extremely involved with the Seahawks mission to improve literacy. He has participated in several Ready, Set, Goals video-conferences and Dr. Seuss reading days at area schools.

quarterback. Attempted 10 passes, completing three for 41 yards and a touchdown, without an interception. First NFL touchdown pass came on a fake field goal attempt at Minnesota (12/20) with a 9-yard toss. First NFL action came in the fourth quarter in a 31-3 victory at San Diego (10/24). **2000:** Played in all 16 games serving primarily as the holder on the extra point and field goal units for the Packers. Saw action under center in four games backing up Brett Favre for a second straight year. Completed 10 of 19 passes for 104 yards and one touchdown without an interception for a 86.3 passer rating. Replaced an injured Favre (foot) in the third quarter versus Tampa Bay (11/12) and posted career highs with nine completions on 18 attempts for 93 yards. Threw a 27-yard touchdown pass off a fake field goal attempt in that game. Played the final two series at Arizona (9/24) in his initial action of the season and completed his only attempt for 11 yards. Subbed for Favre late in the game at Chicago (12/3), but did not throw a pass and was sacked once. Saw action late in the game versus Detroit (12/10) and did not attempt a pass. **2001:** Opened season as starter and finished starting 12 of 13 games played. Attempted 321 passes completing 176 (54.8%) for 2,023 yards, seven touchdowns and eight interceptions for a 70.9 rating. Rushed 40 times for 141 yards, most rushing yards by a quarterback since Rick Mirer's 191 in 1996. Had a string of 123 pass attempts without an interception, tied for the seventh longest streak in team history. Did not start versus Jacksonville (10/7) or Denver (10/14) because of a groin injury suffered at Oakland (9/30). Did not start final two games of the season at San Diego (12/30) or versus Kansas City (1/6/02) due to a shoulder injury. Returned from groin injury to start versus Miami and had finest game of the season completing 16 of 28 attempts for 230 yards and two touchdowns for a 107.7 rating. Completed six of 12 passes for 127 yards and two interceptions at Washington (11/4), but was relieved by Trent Dilfer to open the second half. Versus Oakland (11/11), complemented Shaun Alexander's 266-yard rushing per-

formance by completing 15 of 23 passes for 181 yards and a touchdown. Attempted a career-high 37 passes at Denver for a career-high 243 yards with one touchdown and two interceptions.

COLLEGE: Four-year letterman and two-year starter at Boston College. Finished fifth on the Eagles' career passing list with 4,548 yards, completing 390 of 701 passes with 22 touchdowns and 390 interceptions. Started 21 games while playing in 37. Completed 188 of 305 passes for 2,239 yards and 11 touchdowns with 10 interceptions as a senior, when he was the co-winner of the 'Thomas F. Scanlon Award' as the outstanding senior scholar-athlete. Threw for 277 yards in a 22-of-33 performance, that included a school-record 14 consecutive completions versus Notre Dame. Completed 31 of 46 attempts for a career-high 393 yards and three touchdowns in his final collegiate game in a victory over Army. As a junior, he hit on 171 of 330 passes for 1,990 yards and nine touchdowns with nine interceptions. Came off the bench to lead the team to a come-from-behind victory over Hawaii in the season opener. Started the next 10 games before separating his right shoulder, causing him to miss the season finale versus Miami (Fla.). Served as the Eagles' backup quarterback as a sophomore. Played in 11 games with one start. Completed 27 of 60 passes for 280 yards and two touchdowns, with seven interceptions. Saw action in five games as a red-shirt freshman. Received a B.S. Degree in Marketing and Finance.

PERSONAL: Was an honorable mention All-American selection by *USA Today* as a senior at Xaverian Brothers High School in Westwood, Mass. Also garnered All-East honors from *Blue Chip Illustrated* and All-New England honors from *SuperPrep*. A two-year starter, he completed 90 of 120 passes for 1,490 yards and seven touchdowns as a senior. Also ran for 400 yards and three touchdowns en route to capturing conference title and runner-up in Massachusetts' Division 1-A Super Bowl. Also won three letters in basketball and two in baseball. Father Don, played tight end in the NFL nine seasons with the Patriots (1977-83), Raiders (1983), Vikings (1984) and Giants (1985). Younger brother Tim was the starting quarterback for Boston College and signed a free agent contract with the Philadelphia Eagles. Youngest brother Nathanael currently attends Boston College and plays wide receiver. Married college sweetheart Sarah (6/17/2000) and has two daughters, Annabelle (10/16/01) and Mallory (2/12/03).



HASSELBECK'S NFL RECORD

Year	Club	G/S	Att	Passing				Int	LG	Sacked	Rate
				Comp	Yds	Pct	TD				
1998	Green Bay			Practice Squad							
1999	Green Bay	16/0	10	3	41	30.0	1	0	19	1/9	77.5
2000	Green Bay	16/0	19	10	104	52.6	1	0	27t	1/2	86.3
2001	Seattle	13/12	321	176	2,023	54.8	7	8	64	38/251	70.9
2002	Seattle	16/10	419	267	3,075	63.7	15	10	49	26/143	87.8
TOTALS		61/22	769	456	5,243	59.3	24	18	64	66/405	80.6

Year	Club	G/S	Att	Rushing			TD
				Yds	Avg	LG	
1998	Green Bay			Practice Squad			
1999	Green Bay	16/0	6	15	2.5	13	0
2000	Green Bay	16/0	4	-5	-1.3	-1	0
2001	Seattle	13/12	40	141	3.5	17	0
2002	Seattle	16/10	40	202	5.1	21	1
TOTALS		61/22	90	353	3.9	21	1

SINGLE GAME HIGHS

Attempts:	*55	at	San Francisco	(12/1/02)
Completions:	*36	at	San Diego	(12/29/02)
Yards:	*449	at	San Diego	(12/29/02)
Longest, no TD:	64	vs.	Miami	(10/28/01) to Darrell Jackson
Longest TD:	36	at	San Francisco	(12/1/02) to Darrell Jackson
Most TDs:	3, 2 Times	vs.	Kansas City	(11/24/02) and at San Francisco (12/1/02)
Interceptions:	2, 3 Times	last at	San Fran	(12/1/02)
Rushes:	7	at	San Diego	(12/29/02)
Rushing Yds.:	62	vs.	Philadelphia	(12/8/02)
Longest Rush:	21	at	San Diego	(12/29/02)
Rushing TD:	1	at	San Diego	(12/29/02)

*Club Record

HASSELBECK VS. THE NFL (GAMES STARTED ONLY)

TEAM	GAMES	ATT	COMP	YDS	PCT	TD	INT	LG	SACK	RATE
Arizona	1	31	23	260	74.2	1	0	27	1/5	109.6
Atlanta	1	31	22	298	71.0	1	0	35	2/0	112.0
Baltimore	-	-	-	-	-	-	-	-	-	-
Buffalo	1	23	16	134	70.0	1	0	21	0/0	98.8
Carolina	-	-	-	-	-	-	-	-	-	-
Chicago	-	-	-	-	-	-	-	-	-	-
Cincinnati	-	-	-	-	-	-	-	-	-	-
Cleveland	1	34	20	178	58.8	0	2	34	4/28	48.4
Dallas	1	25	13	152	52.0	0	0	27	1/13	70.8
Denver	2	73	39	423	53.4	1	4	39	10/63	52.5
Detroit	-	-	-	-	-	-	-	-	-	-
Green Bay	-	-	-	-	-	-	-	-	-	-
Indianapolis	-	-	-	-	-	-	-	-	-	-
Houston	-	-	-	-	-	-	-	-	-	-
Jacksonville	-	-	-	-	-	-	-	-	-	-
Kansas City	2	62	41	524	66.1	4	0	44	4/31	113.9
Miami	1	28	16	230	57.1	2	0	64	4/24	107.7
Minnesota	-	-	-	-	-	-	-	-	-	-
New England	-	-	-	-	-	-	-	-	-	-
New Orleans	-	-	-	-	-	-	-	-	-	-
NY Giants	1	26	15	185	57.7	1	1	42	3/24	76.6
NY Jets	-	-	-	-	-	-	-	-	-	-
Oakland	3	83	52	503	62.7	3	1	31	10/47	86.6
Philadelphia	2	69	33	285	47.8	2	3	20	11/69	50.7
Pittsburgh	-	-	-	-	-	-	-	-	-	-
St. Louis	1	32	20	303	62.5	1	0	44	2/11	104.0
San Diego	2	88	55	651	62.5	2	2	49	5/31	83.1
San Francisco	1	55	30	427	54.5	3	2	39	0/0	82.9
Seattle	-	-	-	-	-	-	-	-	-	-
Tampa Bay	-	-	-	-	-	-	-	-	-	-
Tennessee	-	-	-	-	-	-	-	-	-	-
Washington	2	56	34	391	60.7	0	2	49	6/41	66.9
Totals	22	769	456	5,243	59.3	24	18	64	66/405	80.6

HASSELBECK'S GAME-BY-GAME PASSING

1998		PASSING									W/L	
Date	Opponent	P/S	Att	Com	Yds	Pct	TD	Int	LG	Sacked	W/L	Score
Practice Squad												
1999		PASSING									W/L	
Date	Opponent	P/S	Att	Com	Yds	Pct	TD	Int	LG	Sacked	W/L	Score
10/24	at San Diego	(P)	3	0	0	0.0	0	0	0	0	W	31-3
11/01	Seattle	(P)	6	2	32	33.3	0	0	19	1/9	L	27-7
12/20	Minnesota	(P)	1	1	91	100.0	1	0	9	0	L	24-20
1999	TOTALS	*(16/0)	10	3	41	30.0	1	0	9	1/9		
2000		PASSING									W/L	
Date	Opponent	P/S	Att	Com	Yds	Pct	TD	Int	LG	Sacked	W/L	Score
09/24	at Arizona	(P)	1	1	11	100.0	0	0	0	0/0	W	29-3
11/12	at Tampa Bay	(P)	18	9	93	50.0	1	0	27	1/2	L	20-15
2000	TOTALS	*(16/0)	19	10	104	52.6	1	0	9	1/2		
2001		PASSING									W/L	
Date	Opponent	P/S	Att	Com	Yds	Pct	TD	Int	LG	Sacked	W/L	Score
09/09	at Cleveland	(S)	34	20	178	58.8	0	2	34	4/28	W	9-6
09/23	Philadelphia	(S)	24	9	62	37.5	0	0	19	7/41	L	3-27
09/30	at Oakland	(S)	28	14	167	50.0	0	1	21	6/32	L	14-38
10/07	Jacksonville										W	24-15
10/14	Denver	(P)	0	0	0	0.0	0	0	0	0/0	W	34-21
10/28	Miami	(S)	28	16	230	57.1	2	0	64	4/24	L	20-24
11/04	at Washington	(S)	12	6	127	50.0	0	2	49	2/17	L	14-27
11/11	Oakland	(S)	23	15	181	65.2	1	0	31	1/3	W	34-27
11/18	at Buffalo	(S)	23	16	134	70.0	1	0	21	0/0	W	23-20
11/25	at Kansas City	(S)	26	16	162	61.5	1	0	28	3/23	L	7-19
12/02	San Diego	(S)	35	19	202	54.3	0	0	45	2/10	W-ot	13-10
12/09	at Denver	(S)	37	17	243	45.9	1	2	39	5/36	L	7-20
12/16	Dallas	(S)	25	13	152	52.0	0	0	27	1/13	W	29-3
12/23	at NY Giants	(S)	26	15	185	57.7	1	1	42	3/24	L	24-27
12/30	at San Diego										W	25-22
01/06	Kansas City										W	21-18
2001	TOTALS	*(13/12)	321	176	2,023	54.8	7	8	64	38/251		#5-7
2002		PASSING									W/L	
Date	Opponent	P/S	Att	Com	Yds	Pct	TD	Int	LG	Sacked	W/L	Score
09/08	at Oakland	(S)	32	23	155	71.9	2	0	16	3/12	L	17-31
09/15	Arizona											
09/22	at NY Giants											
09/29	Minnesota											
10/14	San Francisco											
10/20	at St. Louis	(P)	5	2	23	40.0	0	0	12	0/0	L	20-37
10/27	at Dallas	(P)	19	12	131	63.2	0	1	34	1/7	W	17-14
11/03	Washington	(S)	44	28	264	63.6	0	0	31	4/24	L	3-14
11/10	at Arizona	(S)	31	23	260	74.2	1	0	27	1/5	W	27-6
11/17	Denver	(S)	36	22	180	61.1	0	2	22	5/27	L	9-31
11/24	Kansas City	(S)	35	25	362	69.4	3	0	44	1/8	W	39-32
12/01	at San Francisco	(S)	55	30	427	54.5	3	2	39	0/0	L	24-31
12/08	Philadelphia	(S)	45	24	223	53.3	2	3	20	4/28	L	20-27
12/15	at Atlanta	(S)	31	22	298	71.0	1	0	35	2/0	W-ot	30-24
12/22	St. Louis	(S)	32	20	303	62.5	1	0	44	2/11	W	30-10
12/29	at San Diego	(S)	53	36	449	68.0	2	2	49	3/21	W-ot	31-28
2002	TOTALS	*(16/10)	419	267	3,075	63.7	15	10	49	26/143		#5-5
Career Totals		*(61/22)	769	456	5,243	59.3	24	18	64	66/405		#10-12

*Games with pass attempt listed

#Reflects games started only



MATT HILL

TACKLE
6-6 304
BOISE STATE
2ND NFL SEASON
2ND SEAHAWKS SEASON
5TH ROUND (C) 2002
2002 GAMES/STARTS: 14/0
CAREER GAMES/STARTS: 14/0
NOVEMBER 10, 1978
GRANGEVILLE, IDAHO

74

2002: Made NFL debut at Oakland (9/8), playing tackle on field goal/PAT unit. Saw time in 13 other games, some on special teams, and was inactive at the New York Giants (9/22) and vs. Minnesota (9/29).

PRO: Selected with the third pick in the fifth round (171st overall) by the Seahawks in the 2002 draft. The selection marked the seventh

OFF THE FIELD

Matt played football with children at the Kirkland facility during the 3rd Annual Special Olympics Football Clinic.

consecutive draft the Seahawks have taken a tackle and marks the 27th tackle the Seahawks have drafted in 27 seasons.

COLLEGE: Began at Boise State as a defensive tackle before

being moved to the offensive line as a junior. Did not allow a sack in any games while manning the right tackle position. Named to the All-Western Athletic Conference first team his senior season. Helped an offense that ranked 14th in the nation, averaging 444.4 yards per game, including 275.3 passing yards. Earned All-Big West Conference second-team honors while starting every game at right tackle during his junior year. Played defense as a sophomore. Appeared in every game, starting 10 at defensive tackle and recorded 21 tackles (13 solo) with 1.5 sacks and three stops behind the line of scrimmage. Appeared in five games and finished with nine tackles and one pass deflection as a freshman. Redshirted as a true freshman.

PERSONAL: Earned three letters in football and four each in basketball and track at Grangeville High in Idaho. Was a two-time all-league selection at defensive end and also received all-state honors his junior and senior seasons. Married wife Chelsey, June 22, 2002.


HAWK NOTES

Since 1997, a 100-yard rusher usually means a win for the Seahawks. Seattle is 19-2 since 1997 when a running back gains at least 100 yards. Under Holmgren, the team is 13-2 since 1999, and 10-1 over the last three seasons. Seattle is 27-6 since 1995 when they have a back top the century mark. Holmgren is 32-4 all-time when he has a back top the 100-yard plateau, which includes his career in Green Bay that began in 1992.

RECORD WITH A 100-YARD RUSHER

	<u>Holmgren</u>	<u>Seahawks</u>
1992	2-0	
1993	2-0	
1994	3-0	
1995	2-0	6-2
1996	1-0	2-2
1997	6-2	1-0
1998	3-0	5-0
1999	3-1	3-1
2000	2-0	2-0
2001	5-0	5-0
<u>2002</u>	<u>3-1</u>	<u>3-1</u>
Total	32-4	27-6

JOHN HILLIARD



DEFENSIVE END

6-2 296

MISSISSIPPI ST.

4TH NFL SEASON

4TH SEAHAWKS SEASON

6TH ROUND (C) 2000

2002 GAMES/STARTS: 6/3

CAREER GAMES/STARTS: 27/11

APRIL 16, 1976

HOUSTON, TEXAS

95

2002: Missed the entire preseason, at Oakland (9/8) and vs. Arizona (9/15) after injuring his knee in training camp. Returned at the New York Giants (9/22) where he recorded a career-high tying three solo stops. Played vs. Minnesota (9/29) before being inactive Games 5-12. With Lamar King (knee) out, Hilliard's playing time increased vs. Philadelphia (12/8) in a reserve role behind Anton Palepoi. Started the remaining three games, his first starts since last season, with King and Palepoi (ankle) out. Set a career-high with four tackles at Atlanta (12/15).

PRO: Selected by the Seahawks with the third of three sixth-round picks (190th overall) of the 2000 NFL Draft. 2000: Saw action in five games during his rookie campaign. Was inactive 10 games and was active, but did not play at Kansas City (10/2). Was limited with a nagging groin injury early in the season and saw increased playing time toward the end of the season when Lamar King was injured with a dislocated shoulder. Totaled three tackles on the season, including a season-high two stops versus Oakland (12/16). 2001: Played all 16 games and started eight in place of an injured Lamar King (foot, calf). Started the first game of the season at Cleveland (9/9) and the final seven contests. Recorded a career-high three tackles twice, at

Denver (12/9) and versus Kansas City (1/6/02). COLLEGE: A four-year letterman and two-year starter at defensive tackle for Mississippi State. Collected 138 tackles including six for sacks. An All-SEC selection after totaling 52 tackles and two sacks. Started eight games as a junior for the Bulldogs and collected 49 tackles and three sacks. Totaled 35 tackles playing in 11 games with one start as a sophomore. Saw limited action as a freshman with a pair of tackles to his credit. Redshirted in 1996 after his freshman year.

PERSONAL: Earned 12 letters in football, basketball and track at Sterling High School in Houston, Texas. All Mid South Conference as a senior defensive end. Majored in communications/public relations. Born in Coushatta, La.

OFF THE FIELD

John helped youngsters improve their football skills at the Shawn & Shaun (Springs & Alexander) Football Camp at the Garfield Community Center.

HILLIARD'S NFL RECORD

Club	G/S	Tackles			Sacks			Interceptions			LG	TD	PD	FF	FR
		Tkl	So	Ast	QB	Yds	No	Yds	Avg						
2000 Seattle	5/0	3	3	0	0.0	0.0	0	0	0.0	0	0	0	0	0	
2001 Seattle	16/8	17	9	8	0.0	0.0	0	0	0.0	0	0	0	0	0	
2002 Seattle	6/3	14	12	2	0.0	0.0	0	0	0.0	0	0	1	0	0	
NFL TOTALS	27/11	34	24	10	0.0	0.0	0	0	0.0	0	0	1	0	0	

SINGLE GAME HIGHS

Tackles: 4 at Atlanta (12/15/02)

Sacks: None

Interceptions: None

Forced Fumbles: None

Fumble Recoveries: None



ORLANDO HUFF

LINEBACKER
6-2 250
FRESNO STATE
3RD NFL SEASON
3RD SEAHAWKS SEASON
4TH ROUND (A) 2001
2002 GAMES/STARTS: 16/7
CAREER GAMES/STARTS: 28/7
AUGUST 14, 1978
UPLAND, CALIF.

2002: Began season coming in on goal-line situations and playing special teams. At Oakland (9/8), his first career forced fumble at the goal-line was picked up by Shawn Springs for a 71 yard return, the third longest in Seattle history. With an ankle injury to Isaiah Kacyvenski, started the final seven games of the season. Put

OFF THE FIELD

Orlando shared Easter candy with students from the 6th through 9th grade at the Seahawks Academy.

up a career-high 10 tackles (seven solo) in his first start vs. Denver (11/17), including one pass defended and his second forced fumble of the season. The following week vs. Kansas City, he picked off his first career pass in the endzone to halt a Chiefs drive. Also added six tackles (four solo) in that game. In all, collected 52 tackles (39 solo) along with eight special teams tackles for the season.

PRO: Selected as the first of three fourth-round picks (104th overall) for the Seahawks in the 2001 draft. The fifth highest outside linebacker selected by Seattle and highest since Terry Wooden was selected in the second round in 1990. 2001: Saw action on special teams for 12 games and recorded seven special teams tackles.

Made his NFL debut versus Denver (10/14). Forced a fumble versus Miami (10/28) that was recovered by Alex Bannister and led to a Seattle touchdown.

COLLEGE: Originally began playing college ball at Eastern Arizona Junior College, before transferring to Fresno State, where his brother performed on the wrestling team. Finished his career with 191 tackles and 14 quarterback sacks. Named All-Western Athletic Conference first-team choice after leading the team with 105 tackles, 10 sacks after his senior year. As a junior, played in every game, earning All-Western Athletic Conference first-team selection. Finished tied for second on the team with 86 tackles with four sacks. Also forced and recovered one fumble and had two passes defended. Redshirted his first season for the Bulldogs. Spent two seasons at Eastern Arizona (Thatcher, Ariz.) JC. Earned All-Arizona Community College Athletic Conference and Arizona Junior College All-American first-team honors. Named Most Valuable Linebacker and Defensive Player of the Year at Eastern Arizona during his sophomore season.

PERSONAL: First-team All-Baseline Conference and All-Southern Selection during his career as a linebacker at Upland (Calif.) High earning Defensive Most Valuable Player accolades his final two years.

HUFF'S NFL RECORD

Club	G/S	Tackles			Sacks		Interceptions								
		Tkl	So	Ast	QB	Yds	No	Yds	Avg	LG	TD	PD	FF	FR	
2001 Seattle	12/0	0	0	0	0.0	0.0	0	0	0.0	0	0	0	0	0	0
2002 Seattle	16/7	52	39	13	0.0	0.0	1	0	0.0	0	0	5	2	0	
NFL TOTALS	28/7	52	39	13	0.0	0.0	1	0	0.0	0	0	5	2	0	

SINGLE GAME HIGHS

Tackles: 10 vs. Denver (11/17/02)

Sacks: None

Interceptions: 1 vs. Kansas City (11/24/02)


Forced Fumbles: 1 twice, last time vs. Denver (11/17/02)

Fumble Recoveries: None

ADDITIONAL STATISTICS

Special Teams Stats: 2001 (7, FF); 2002 (8, FF); **Career:** (15, 2 FF)

STEVE HUTCHINSON



GUARD
6-5 313
MICHIGAN
3RD NFL SEASON
3RD SEAHAWKS SEASON
1ST ROUND (B) 2001
2002 GAMES/STARTS: 4/4
CAREER GAMES/STARTS: 20/20
NOVEMBER 1, 1977
FORT LAUDERDALE, FLA.

76

VETERANS

2002: Started at left guard until seeing his season cut short due to a broken leg vs. Minnesota (9/29), starting four games total. Replaced by Chris Gray for the remainder of the season. Placed on injured reserve (11/12).

PRO: Selected as the 17th overall pick in the first round of the 2001 NFL draft. Hutchinson is the second consecutive offensive lineman to be taken by the Seahawks in the first round in as many drafts and the fourth in the last six drafts (Pete Kendall, 1996; Walter Jones, 1997; Chris McIntosh, 2000). He was the second of two first-round choices by Seattle (WR Koren Robinson, 9th overall), only the third time that has happened in team history. Seattle drafted CB Shawn Springs (3rd) and T Walter Jones (6th) in 1997, and RB Shaun Alexander (19th) and T Chris McIntosh (22nd) in 2000. **2001:** Became the first rookie to start on the offensive line since Walter Jones (1997) and the third rookie to start at guard (Edwin Bailey 1981, Pete Kendall 1996). Started all 16 games and was part of the offensive line that helped Shaun Alexander to the fourth-best rushing game in NFL history (266 yards) and helped set a franchise record with 319 rushing yards versus Oakland (11/11).

HONORS: 2001, All-Rookie Team (Football News).



COLLEGE: A four-year letter winner who started 46 of 47 career games played. Named captain his junior year and tri-captain his senior year. Became the second player in Michigan history to garner first-team All-Big Ten Conference honors four times, joining defensive tackle Mark Messner (1985-88). Was named first team All-America his junior and senior seasons and earned freshman All-America accolades in 1997. He was also a Lombardi Award finalist, given to the nation's top interior lineman and also a candidate for the Outland Trophy in 2000 and a semi-finalist for the Lombardi Award in 1999. Redshirted as a freshman swithing from defensive tackle to guard during spring drills.


OFF THE FIELD

Steve appeared with KCPQ's Leslie Miller at Seahawks Stadium for a PSA promoting recycling for Seattle Public Utilities.

PERSONAL: Named to USA Today's All-USA second-team and chosen to the Atlanta Journal's Top 100 in the Southeast as a senior offensive tackle and defensive end, starting all four years at Coral Springs (Fla.) High. Chosen to play in the Florida North-South all-star game and named third-team All-America by Prep Football Report. Posted 294 tackles (175 solo), 19 sacks, 11 forced fumbles, blocked two field goals and one blocked punt during his career. Served as team captain his senior year and collected a school record 110 tackles (77 solos). Also had 14 sacks and one blocked punt and field goal. Caught three passes for 63 yards (21.0 avg.) as a tight end. Also captained the basketball team and named Homecoming King. Born in Fort Lauderdale, Fla. and now resides in Key Largo, Fla. Majored in general studies. Married wife Landyn on April 20, 2002.

HUTCHINSON'S NFL RECORD

Games Played/Games Started: 2001 (16/16), 2002 (4/4); Career: 20/20.



DARRELL JACKSON

WIDE RECEIVER

6-0 201

82

FLORIDA

4TH NFL SEASON

4TH SEAHAWKS SEASON

3RD ROUND (A) 2000

2002 GAMES/STARTS: 13/13

CAREER GAMES/STARTS: 45/39

DECEMBER 6, 1978

DAYTON, OHIO

2002: Started all 13 games played in, missing games vs. Washington (11/3), at Arizona (11/10) and vs. Denver (11/17) after suffering a concussion at Dallas (10/27). Set career highs vs. Arizona (9/15) with 10 catches and 174 yards with a season-long 48-yarder. It was fourth-most receiving yards in a single game in club history and his sixth-career 100-yard game. Led the team in receiving for the second straight week at the New York Giants (9/22) with seven catches for 54 yards. Had 37-game catch streak ended at St. Louis (10/20). Totaled two catches for 42 yards at Dallas (10/27) with a long of 34, but suffered a concussion in the fourth quarter and did not return. After a three-week lay off, returned vs. Kansas City (11/24) and had six catches for

OFF THE FIELD

Darrell is an avid NASCAR fan, especially Jeff Gordon. He was a guest of FOX at a couple of NASCAR events last spring.

92 yards, followed by his second 100-yard game of the season, seventh career, at San Francisco (12/1). Posted seven catches for 114 yards with a long of 37 and his first two scores of the season,

tying a career-high vs. the 49ers. Posted seven catches at Atlanta (12/15) for 99 yards and handled punt return duties for the first time in his career, in place of Bobby Engram (toe), returning four for 32 yards with a long of 14. Led the team in receiving for the third time and scored his third touchdown vs. St. Louis (12/22), posting four catches for 71 yards. Scored another touchdown, his 18th career, at San Diego and had five catches for 90 yards to end the season. Also rushed three times for 3 yards during the year.

PRO: Selected by the Seahawks in the third-round (80th overall) of the 2000 NFL Draft. The eighth player taken by the Seahawks from the University of Florida and the highest selection from that school since the team selected FB John

L. Williams in the first-round of the 1986 draft. Entered the draft after a stellar junior season. **2000:** Started 10 games and played in all 16 while becoming the first rookie to start at wide receiver for the Seahawks since Joey Galloway in 1995. The 15th wide receiver selected in the 2000 draft, led all rookies with 53 receptions, 713 yards and six touchdowns. Six scores led the Seahawks and he was the only receiver to catch at least one pass in all 16 games. Led the team in catches five times. Yards were second on the team behind Sean Dawkins' 731 and finished third in receptions behind Dawkins and Ricky Watters' 63. He and fellow rookie receiver James Williams were the first rookie tandem to play in the same game together for the Seahawks since David Daniels and Doug Thomas in 1991. His six touchdown receptions rank fourth all-time among Seahawks rookies behind Daryl Turner's 10 in 1984, Brian Blades' eight in 1988 and Joey Galloway's seven in 1995. Versus St. Louis (9/10), earned a starting role in just his second career game and caught two passes for 42 yards which included his first-career touchdown from 34 yards--a score which tied the game 34-34 with 2:05 remaining in the game. Led the team with five catches for 59 yards versus the Saints (9/17). Had a career-long, 68-yard touchdown reception at San Diego (9/24). Bested all Seahawks receivers with five catches at Carolina (10/8) and totaled 45 yards. Finished tied with Dawkins for the team lead with six receptions versus Indy (10/15) and totaled 66 yards and an 8-yard touchdown reception. Kept a game-winning drive alive on a third-and-16, with an 18-yard reception versus San Diego (11/5) with under two minutes remaining in the game. Recorded a career-high 98 yards on five receptions plus a 6-yard touchdown at Atlanta (12/3). His 98 yards included a career-long 71-yard reception. Finished second on the team with five receptions for 76 yards and a 9-yard touchdown at Denver (12/10). Hauled in a game-winning 9-yard touchdown pass versus Oakland (12/16) with 28 seconds to play for a 27-24 lead. He tied for the team lead with four receptions and led with 52 yards. **2001:** Started all 16 games and

led the team with 70 receptions for 1,081 yards (seventh-most in club history and most since Brian Blades had 1,086 in 1994). Ranked third in the AFC (5th NFL) with a 15.4 reception average and was seventh in the AFC (10th NFL) with 24 catches in third down situations. Tallied five 100-yard games, giving him the most 100-yard games in a season since Blades had five in 1989. Had his first career 100-yard game at Oakland (9/30), with five receptions for 125 yards. His second came versus Miami (10/28) with four catches for 121 yards, a season-long 64 yarder and one touchdown. Tallied one catch at Washington (11/4) but it went for a 46-yard score thrown by Trent Dilfer. Scored for the third consecutive week, and set a career-high with seven catches for 102 yards, versus Oakland (11/11). Posted his final 100-yard game at San Diego (12/30) with 114 yards on five catches, with two long touchdowns from Trent Dilfer of 43 and 48 yards. Teamed with James Williams (4-101) to become the first duo to record 100-yard games since James McKnight (4-100) and Joey Galloway

(7-117) versus Oakland (10/26/97). Tacked on two more scores versus Kansas City (1/6/02) to give him a career-high eight for the season. His back-to-back games with two scores were the first time since Steve Largent accomplished that feat (9/18/83 versus San Diego and 9/25/83 versus Washington).

HONORS: 2000, *All-Rookie Team (Pro Football Weekly)*; *All-Rookie Team (Football News)*; *Seattle P-I Sports Star of the Year Nominee*.

COLLEGE: A three-year letterman and one-year starter for the Gators. Started 11 games as a junior and led the team with 69 receptions for 1,156 yards. Tied a school record with six consecutive 100-yard games, equaling the mark by Carlos Alvarez in 1969. String included games

against Tennessee, Kentucky, Alabama, LSU, Auburn and Georgia. Had nine touchdown receptions. Saw action in the Orange Bowl versus Syracuse but did not catch a pass. Played in every game with one start as a sophomore and finished with 26 catches for 292 yards and four scores. Saw limited action in nine games as a freshman recording four receptions for 53 yards and one touchdown. First collegiate touchdown was on a 16-yard reception versus Arkansas. Played in the Citrus Bowl versus Penn State, but did not have a reception.

PERSONAL: Two-time all-state as a receiver at Tampa Catholic High in Florida. Earned various All-American mentions. Set a national prep record by averaging 24.05-yards per catch on

THROUGH 45 GAMES

	Jackson	Largent	Galloway	Blades
Receptions	185	157	180	148
Yards	2,671	2,515	2,856	2,098
Yards/Catch	14.4	16.0	15.8	14.2
Yards/Game	59.4	55.9	63.5	46.6
TDs	18	22	22	16
100-Yards Games	7	8	7	7

191 career receptions for 4,594 yards and 50 touchdowns. Also, set a national record by averaging 160.5 yards per game as a prep junior. In his final two seasons he caught 156 passes for 3,913 yards and 46 touchdowns. As a senior, caught 89 passes for 2,087 yards (23.4 avg.) and 28 touchdowns. As a junior he caught 67 passes for 1,826 (27.3 avg) and 18 touchdowns. His 27.3-yard average is a national record. Named McDonald's All-American honorable mention as a basketball player. Finished high school with a 3.64 grade point average and earned SEC Academic honor roll as a junior at Florida. One of eight children. Born on December 6, 1978, in Dayton, Ohio and lives in Tampa during the off-season.

JACKSON'S NFL RECORD

Club	G/S	No	Receiving			LG	TD	Att	Rushing		
			Yds	Avg					Yds	Avg	TD
2000 Seattle	16/10	53	713	13.5		71	6	1	-1	-1.0	0
2001 Seattle	16/16	70	1,081	15.4		64	8	1	9	9.0	0
2002 Seattle	13/13	62	877	14.1		48	4	3	3	1.0	0
TOTALS	45/39	185	2,671	14.4		71	18	5	11	2.2	0

SINGLE GAME HIGHS

Most Receptions: 10 vs. Arizona (9/15/02)

Most Yards: 174 vs. Arizona (9/15/02)


Longest Reception: 71 at Atlanta (12/3/00)

Longest Touchdown: 68 at San Diego (9/24/00)

Most Touchdowns: 2 three times, last time at San Francisco (12/1/02)

100-Yard Games: 7, last time at San Francisco (12/1/02)

Additional Career Stats: Returned four punts for 32 yards with a long of 14 (all in 2002).



WALTER JONES

71

TACKLE
6-5 315
FLORIDA STATE
7TH NFL SEASON
7TH SEAHAWKS SEASON
1ST ROUND (B) 1997
2002 GAMES/STARTS: 14/14
CAREER GAMES/STARTS: 90/90
JANUARY 19, 1974
ALICEVILLE, ALABAMA

2002: Re-signed (9/16) with the club and started all 14 games he played in at left tackle, missing the first two (contract) at Oakland (9/8) and vs. Arizona (9/15). Was part of the offensive line that blocked for Shaun Alexander's record-setting five touchdown first half vs. Minnesota (9/29). Also part of the line that did not allow a sack, the first time since November 18, 2001, at Buffalo. Helped block for Matt Hasselbeck, as he passed for four 300-yard games including two 400-yard games. Seattle's passing game ranked third in the NFL while the team set records for most yards in one season (5,818) and most 500-yard games in one season (3). Also paved the way for Alexander to set the club record with 18 total touchdowns, including a club-record 16 rushing touchdowns. Named to his third career Pro Bowl after the season (1999, 2001, 2002).

PRO: Selected with the sixth overall pick on the first round of the 1997 draft. Choice was acquired from the Tampa Bay Buccaneers on draft day for the Seahawks 12th overall choice in the first round and a third-round choice obtained from the Atlanta Falcons on March 28. Became the first Seahawks offensive lineman to play in the Pro Bowl, following the 1999 season. Named

OFF THE FIELD

Walter donated his suite at Seahawks Stadium to raise money for the Jacob Green Golf Classic which raises money for the Pete Gross House.

to his second consecutive Pro Bowl, third career, following the 2002 season. Has started all 90 career games. 1997: Earned the starting job at left tackle in training camp and started 12 games, earning consensus first-team All-Rookie honors. Inactive for four games (San Diego, 9/21, at Kansas City, 9/28, at Denver, 11/2, at San Diego, 11/9) with a sprained ankle. Only the second rookie to start at left tackle in team history, joining Ray Roberts (1992). Part of a line that paved the way

for team records for total yards (5,759) and passing yards (4,187). Seahawks ranked fifth in the league, allowing one sack every 17.9 pass attempts. Named NFL Offensive Rookie of the Month for October. No other offensive lineman has earned the honor. Named the AFC Western Division's Outstanding Rookie by *The Sporting News*. 1998: Started all 16 games at left tackle protecting the vulnerable blindside of the Seahawks' quarterbacks. Contributed to an offensive line that gave up only 34 sacks on the season, the ninth-lowest total in the NFL. Helped guide the offense to 408 total yards in an opening day 38-0 victory at Philadelphia (9/6), including 188 on the ground. Helped contribute to five 100-yard rushing performances, including a 178-yard career-high game for Ricky Watters versus Indianapolis (12/20). Team totaled 226 rushing yards in that game, the first time the Seahawks have rushed over the 200-yard mark since 1996. Held Derrick Thomas without a sack at Kansas City (10/4) and the San Diego Chargers (10/25) No. 1 ranked defense sackless. Protected Jon Kitna on his 298-yard passing game versus Tennessee (11/29). 1999: Started all 16 games at left tackle en route to his first Pro Bowl selection. Part of an offensive line that paved the way for 350 second-half yards at Chicago (9/19) in a come-from-behind victory. Helped lead the way for 132 rushing yards at Green Bay (11/1) and a season-high 173 yards on the ground, including a season-high 37 points, the following week versus Cincinnati (11/8). 2000: Started all 16 games at left tackle. Part of an offensive line that did not surrender a sack in back to back games (at Atlanta (12/3) and at Denver, 12/10), for the first time in 324 games. Paved the way for season-high 189 yards rushing at Kansas City (10/2) and helped Ricky Watters gain 168 yards in a victory versus Oakland (12/16). Ground game averaged 4.3 yards per carry (the club's highest total since 1997). 2001: Started all 16 games at left tackle and the last 69 consecutive regular season games. Named to his second Pro Bowl in the last three seasons while helping Shaun Alexander to the fourth-best rushing game in NFL history (266 yards) and helped set a franchise record


with 319 rushing yards vs. Oakland (11/11/01).

HONORS: 1997, *First-team All-Rookie (Pro Football Weekly, College and Pro Football Weekly, Football News); NFL Offensive Rookie of the Month (October); AFC West Outstanding Rookie (The Sporting News).* 1999, *AFC Pro Bowl.* 2001, *AFC Pro Bowl; All-Pro Team (AP, Sports Illustrated, Pro Football Weekly, Football News).* 2002, *NFC Pro Bowl; All-Pro Team (Pro Football Weekly); All-NFC Team (Pro Football Weekly).*

COLLEGE: Second-team All-Atlantic Coast Conference choice as a junior. ACC Lineman of Week versus North Carolina State.

Eight-time winner of the Victors Club given to the player for exceptional performance. Red-shirted in 1995 after transferring from Holmes Community College in Holmes, Miss. Lettered two seasons and was named Mississippi Junior College Player of the Year by the *Jackson Clarion-Ledger* in 1994. Allowed just one sack in two seasons. Also played some tight end in the second half the 1994 season. Criminology major.


PERSONAL: Football and basketball letterman at Aliceville High School in Aliceville, Ala. Joined his offensive line teammates to donate \$40,300 in 1997 through their performance-based *Building Blocks for Kids* program to Evergreen Hospital in Kirkland for a new pediatrics playground. O-line performance-based incentives raised over \$36,000 in 1998, benefiting the Rainier Vista Boys & Girls Club. Lives in Woodinville, Wash., with his wife, Valeria (12/24/97). They have paternal twins (11/29/99), Walterius and Valeria, and one stepson, Rafael (6/17/86).



JONES' NFL RECORD

Games Played/Games Started: 1997 (12/12); 1998 (16/16); 1999 (16/16); 2000 (16/16); 2001 (16/16); 2002 (14/14); **Career:** 90/90; **Postseason:** 1999 (1/1).

ISAIAH KACYVENSKI



LINEBACKER
6-1 252
HARVARD
4TH NFL SEASON
4TH SEAHAWKS SEASON
4TH ROUND (B) 2000
2002 GAMES/STARTS: 9/9
CAREER GAMES/STARTS: 41/9
OCTOBER 3, 1977
ENDICOTT, NEW YORK

58

2002: Started the first nine games before being sidelined with an ankle injury. Made first career start at Oakland (9/8) and tallied the third-most tackles in team history with a career-high 16 (11 solo). Later posted seven tackles, including his third career interception, returning it 27 yards vs. Arizona (9/15). Posted two more double-digit tackle games during the season, tallying 10 at the New York Giants (9/22) and 13 vs. San Francisco (10/14). Injured his ankle at Arizona (11/10), where he collected five tackles, but finished the game. Declared inactive (ankle) vs. Denver (11/17), vs. Kansas City (11/24) and at San Francisco (12/1). Placed on injured reserve (12/4) after undergoing shoulder surgery. Collected a career-high 71 tackles (51 solo).

PRO: Selected by the Seahawks in the fourth round (119th overall) of the 2000 NFL Draft. The choice came from San Francisco with the 154th for the Seahawks' 86th pick. **2000:** Played in all 16 games and totaled 13 tackles (10 solo) and one interception in limited action on defense. Led the team with 15 special teams tackles becoming the eighth rookie to do so (first since David Daniels in 1991). Had a season-high three tackles at Atlanta (12/3) and Buffalo (12/23). Recorded his first career interception versus Oakland (12/16) off of a tipped pass by Michael Sinclair. **2001:** Saw action in all 16 games on special teams and played in goal-line situations. Led the team with 21 special teams tackles (most since Tim Hauck's 22 in 1997). Replaced Anthony Simmons (hip) briefly at San Diego (12/30) and recorded two solo stops. Replaced Simmons (thigh) versus Kansas City (1/6/02) in the second quarter and tallied a

career-high eight tackles (seven solo) and his second career interception, returning it 22 yards to help set up a Seattle scoring drive.

COLLEGE: Four-year starter, becoming the first player in Harvard history to start every game of his career. Earned All-Ivy League first-team honors three times, and finished his Crimson career with a school record 395 tackles, and adding 11 interceptions, eight fumble recoveries and 4.5 sacks. Established a school mark with 135 tackles as a senior, topping his own mark of 108 set the previous season. Added two sacks and five interceptions as a senior. Finished sophomore season with 80 tackles and his freshman season with 72 while earning Ivy League Rookie of the Year.

PERSONAL:

Earned nine letters in three different sports at Union Endicott High in New York. Three-time all-conference and all-state selection as a prep senior. Saw action at running back, safety, punter, punt returner and kick returner. USA Today honorable mention his final prep season. Captain on the wrestling team his last three years, and a state finalist in 1996. Finished fifth in the state pentathlon. National Honor Society member and an Scholar All-American. Graduated with a degree in Pre-Med. Wed, Lauren, February 16, 2002. Born on October 3, 1977, in Syracuse, N.Y.

OFF THE FIELD

Isaiah participated in a video interview for the American Red Cross.

SINGLE GAME HIGHS

Tackles: 16 at Oakland (9/8/02)

Sacks: None

Interceptions: 1, 3 times (vs. Arizona, 9/15/02)

Forced Fumbles: None


Fumble Recoveries: None

ADDITIONAL STATISTICS

Special Teams Stats: 2000 (15, FR); 2001 (21); 2002 (0); **Career:** (36, FR)

KACYVENSKI'S NFL RECORD

	Club	G/S	Tackles			Sacks		Interceptions							
			Tkl	So	Ast	QB	Yds	No	Yds	Avg	LG	TD	PD	FF	FR
2000	Seattle	16/0	13	10	3	0.0	0.0	1	0	0.0	0	0	2	0	0
2001	Seattle	16/0	11	9	2	0.0	0.0	1	22	22.0	22	0	1	0	0
2002	Seattle	9/9	71	51	20	0.0	0.0	1	27	27.0	27	0	1	0	0
NFL TOTALS		41/9	95	70	25	0.0	0.0	3	49	16.3	27	0	4	0	0



JEFF KELLY

QUARTERBACK

6-1 212

SOUTHERN MISS.

2ND NFL SEASON

2ND SEAHAWKS SEASON

7TH ROUND 2002

2002 GAMES/STARTS: 0/0

CAREER GAMES/STARTS: 0/0

SEPTEMBER 7, 1979

DEERPARK, ALABAMA

2002: Opened the season on the practice squad but was signed to the active roster Sept. 24. Served as the team's third quarterback games 5-7 and was the backup vs. Washington (11/3), a week after Matt Hasselbeck took over starting duties in place of Trent Dilfer (Achilles). Returned to his third quarterback designation for

the remainder of the season the next week at **A r i z o n a** (11/10).

PRO: Selected as the final pick of the Seahawks during the seventh round (232nd overall) of the 2002 draft. Marked the second consecutive year the Seahawks have drafted a quarter-

back, and is only the second player in Seahawks history to be drafted from Southern Mississippi. **COLLEGE:** Three-year starter, ranks second in completions (198), third in attempts (341), yardage (2,381), touchdown passes (15) and total offense (2,415) on the USM season record chart. Ranks second in passing yardage (7,095), pass completions (571), attempts (975), total offensive yardage (7,114) and third in touchdown passes (51) on the USM career record chart. Only player in school history to surpass the 2,000 yard mark three straight years. Threw 21 single season touchdown passes as a redshirt sophomore which ranks second in school history behind Lee Roberts, surpassing Brent Favre. **PERSONAL:** Threw for more than 5,000 yards in his high school career, making him the fifth all-time leading passer in Alabama high school history. Threw for 2,043 yards and 19 touchdowns during his senior season at Citronelle High. All-star baseball player who hit .420 as a senior. Valedictorian of his graduating class, tied with his cousin. Married to the former Lisa Hurst.

OFF THE FIELD


Jeff joined the Captain's Blitz, a program where Seahawks players split up and 'blitz' several area hospitals, to lift the spirits of patients at University Hospital.

HAWK NOTES

Matt Hasselbeck took over for an injured Trent Dilfer last season and led the NFC in completion percentage. Following are the most accurate passers from 2002.

NFC COMPLETION PERCENTAGE LEADERS

Player	Pct.	Att.	Comp.	Yards
Hasselbeck, M. (Sea)	63.4	419	267	3,075
Johnson, B. (TB)	62.3	451	281	3,049
Garcia, J. (SF)	62.1	528	328	3,344
Favre, B. (GB)	61.9	551	341	3,658
Collins, K. (NYG)	61.5	545	335	4,073



LAMAR KING

DEFENSIVE END
6-3 305
SAGINAW VALLEY ST.
5TH NFL SEASON
5TH SEAHAWKS SEASON
1ST ROUND 1999
2002 GAMES/STARTS: 12/12
CAREER GAMES/STARTS: 48/34
AUGUST 10, 1975
BALTIMORE, MARYLAND

92

2002: Started the season by moving to left end and started all 12 games he played in. Posted a season-high five tackles vs. Kansas City (11/24) and his lone sack of the season, ninth career, in the Seahawks win. Played most of the season with a knee injury but managed 26 tackles (17 solo), one sack and a career-high five passes defended. Declared inactive (knee) vs. Philadelphia (12/8) and placed on injured reserve (12/13).

PRO: Seahawks' first-round draft choice in 1999, the 22nd pick overall, from Saginaw Valley State. The only NCAA Division II player drafted in the first-round. **1999:** Played in 14 games as a rookie back-up defensive end. Blocked a field goal at Green Bay (11/1) that Shawn Springs returned 61 yards for a touchdown. Recorded sacks in back-to-back games, at Kansas City (11/21) and versus Tampa Bay (11/28). Had a season-high four tackles at Denver (12/19). Rotated into the defensive line in playoff game versus Miami (1/9/00), and recorded three stops. **2000:** Solidified himself as a starter opposite Michael Sinclair at defensive end and started the first 14 games of the season before a dislocated shoulder sidelined him the final two games of the season. Tied Chad Brown for the team lead with 6.0 sacks, including a 2.0-sack game at Atlanta (12/3). The effort marked the first multi-sack game of his career. Co-led the team in his first professional start with a career-high eight tackles (seven solo), including a sack, in the season opener at Miami (9/3). Also had sacks versus New Orleans (9/17), at Kansas City (10/2) and at Jacksonville (11/12). Finished the season with a career-high 48 tackles (42 solo). **2001:** Battled injuries all season long and missed first game (foot) of the season at Cleveland (9/9) but returned to start the next eight games. Posted three solo tackles vs. Philadelphia

(9/23) and his first career fumble recovery the following week at Oakland (9/30). Had a season-high four tackles three times vs. Jacksonville (10/7), vs. Denver (10/14) and at Washington (11/4). Tallied three stops (two solo) at Buffalo (11/18) before leaving the game (calf) in the third quarter. Replaced by John Hilliard. Was inactive the following six games and placed on injured reserve 1/4/02 with the calf injury.

COLLEGE: Unanimous All-American, All-Midwest Intercollegiate Conference selection and conference Defensive Lineman of the Year at Saginaw Valley State. Also named *CBS Sports* Division II Defensive Player of the Year as a senior. Despite playing only two years at Saginaw Valley in Michigan, set the school mark for career sacks with 27.5. Led the team his senior campaign with

84 tackles and 12 sacks, with 13 tackles for loss and 36 quarterback pressures. Also forced and recovered three fumbles, deflected four passes and blocked two kicks. Registered 15.5 sacks as a junior, earning All-MIFC first-team honors. **JUNIOR COLLEGE:** Played two years at Montgomery College in Baltimore, Md. Consensus All-American choice after recording 18 sacks as a sophomore in 1996.

PERSONAL: Earned letters in football, baseball, soccer, lacrosse and basketball at Chesapeake High in Maryland. Named to Reebok's National Top 100 list as a prep senior. Lives in Kirkland, Wash.

OFF THE FIELD

Lamar was a special guest at the Sea Hawks Spring Banquet and highlight film viewing in Bellevue.

SINGLE GAME HIGHS

Tackles: 8 at Miami (9/3/00)
Sacks: 2.0 at Atlanta (12/3/00)
Interceptions: None

Forced Fumbles: None
Fumble Recoveries: 1 at Oakland (9/30/01)

ADDITIONAL STATISTICS

Blocked Kicks: 1999 (1).


KING'S NFL RECORD

Club	G/S	Tackles			Sacks		Interceptions								
		Tkl	So	Ast	QB	Yds	No	Yds	Avg	LG	TD	PD	FF	FR	
1999 Seattle	14/0	12	9	3	2.0	20.0	0	0	0.0	0	0	0	0	0	0
2000 Seattle	14/14	48	42	6	6.0	38.0	0	0	0.0	0	0	3	0	0	
2001 Seattle	8/8	23	15	8	0.0	0.0	0	0	0.0	0	0	1	0	1	
2002 Seattle	12/12	26	17	9	1.0	0.0	0	0	0.0	0	0	5	0	0	
NFL TOTALS	48/34	109	83	26	9.0	58.0	0	0	0.0	0	0	9	0	1	

POSTSEASON

Club	G/S	Tackles			Sacks		Interceptions							
		Tkl	So	Ast	QB	Yds	No	Yds	Avg	LG	TD	PD	FF	FR
1999 Seattle	1/0	3	2	1	0.0	0	0	0	0.0	0	0	0	0	0
NFL TOTALS	1/0	3	2	1	0.0	0	0	0	0.0	0	0	0	0	0

D.D. LEWIS



LINEBACKER

6-1 241

TEXAS

2ND NFL SEASON

2ND SEAHAWKS SEASON

FREE AGENT 2002

2002 GAMES/STARTS: 16/0

CAREER GAMES/STARTS: 16/0

JANUARY 8, 1979

HOUSTON, TEXAS

54

2002: Played in all 16 games, beginning the season on special teams, ranking fourth with 11 special teams tackles. Moved in to the linebacker rotation after injuries to Anthony Simmons (ankle) and Chad Brown (foot). Saw his first action at St. Louis (10/20) where he had three solo tackles and one forced fumble (by Lamar Gordon) that led to a Seahawks score in the fourth quarter. Collected a career-high four tackles twice in back-to-back weeks, at Arizona (11/10) and vs. Denver (11/17).

PRO: Signed by the Seahawks as an undrafted free agent April 30, 2002. The lone 2002 free agent to make the opening weekend active roster.

COLLEGE: Started all 51 games of his career, a UT record. Recorded 314 tackles with 17 sacks and 40 stops behind the line of scrimmage. Holds the school's all-time record with ten fumble recoveries. Shared UT's Most Valuable Player, Most Valuable Defensive Player and Outstanding Linebacker (third straight year) as a senior. Ranked third on team with 81 tackles (47 solo) and second with 5.5 sacks for minus 50 yards,

both career highs. Tied for team lead with 78 tackles (45 solo) and led the squad with a school-record-tying five fumble recoveries. Had 4.5 sacks for minus 43 yards and 15 stops for minus 60 yards. Recorded 78

tackles (44 solo) as a sophomore with five sacks for minus 44 yards and 13 stops for minus 55 yards. Third on team with 77 tackles (44 solo) as a redshirt freshman and three sacks.


PERSONAL: Married to the former Nicole Resse (7/29/00) and has a son, Zion Joshua (10/2/00). Training to become an ordained minister. Was a college teammate of defensive tackle Cedric Woodard (1997-99). Born January 8, 1979 in Bernhaven, Germany.

OFF THE FIELD

D.D. visited University Hospital with other players and Sea Gals to encourage patients as part of the Captain's Blitz.

LEWIS' NFL RECORD

Club	G/S	Tackles			Sacks		Interceptions							
		Tkl	So	Ast	QB	Yds	No	Yds	Avg	LG	TD	PD	FF	FR
2002 Seattle	16/0	17	15	2	0.0	0.0	0	0	0.0	0	0	0	1	0
NFL TOTALS	16/0	17	15	2	0.0	0.0	0	0	0.0	0	0	0	1	0



KEN LUCAS

21

CORNERBACK
6-0 205

MISSISSIPPI

3RD NFL SEASON

3RD SEAHAWKS SEASON

2ND ROUND 2001

2002 GAMES/STARTS: 16/16

CAREER GAMES/STARTS: 32/24

JANUARY 23, 1979

CLEVELAND, MISSISSIPPI

2002: Entered the season as the full-time starter at the right corner position. Ranked third on the team with 82 tackles (71 solo) and tied (Shawn Springs) for the team-lead with 12 passes defended. Posted a career-high 12 tackles (seven solo) in the first game of the season at Oakland (9/8). Three games later he had a season-high three passes defended along with seven tackles vs. Minnesota (9/29) on ESPN's Sunday Night Football. Posted his first interception of the season, second career, at San Francisco (12/1), as well as his first career forced fumble, adding to six tackles. Named NFC Defensive Player of the Week for his performance at Atlanta (12/15), where he had a career-high two picks with 67 return yards and three tackles. Closed the season with nine solo stops and a season-high tying three passes defended.

PRO: Selected with the ninth pick in the second round (40th overall) of the 2001 NFL draft. The sixth highest cornerback taken by the Seahawks. **2001:** Became first rookie to start at corner since Shawn Springs (1997). Started first two games of the season at left corner in place of Shawn Springs (hamstring) opposite Paul Miranda in place of Willie Williams (arm). Had a season-high four passes defended at Cleveland (9/9), including one late in the game near the goal line in Seattle's 9-6 win. Had seven tackles (five solo) versus Philadelphia (9/23) and first career fumble recovery. Williams returned and Lucas moved over to the right side for Games 3-4. Put up another seven-tackle (all solo) game at Oakland (9/30) followed by four (three solo) versus Jacksonville (10/7). Springs returned and Lucas played primarily in the nickel defense, posting three tackles in that span. Started Games 11-13 and had six solo stops versus Dallas (12/16) and three passes defended. Posted a career-high 10 tackles (all solo) at San Diego (12/30), including his first career interception. Had 46 tackles (41 solo) during the season and was second on the team with 15 passes defended.

HONORS: **2002, NFC Defensive Player of the Week 15 (at Atlanta).**

COLLEGE: Began Rebel career as a wide

receiver before shifting to the defensive backfield as a junior. Finished career with 17 regular season starts, recording 85 tackles (59 solo) with seven interceptions and 33 passes defended. Member of several All-American teams after leading the nation with a school-record 25 passes defended as a senior. An All-Southeastern Conference first-team selection, started every game at cornerback recording 42 tackles (27 solo) with five interceptions for 60 yards. Played in 10 games junior season, starting seven at corner. Finished with 34 tackles (27 solo), deflected eight passes and intercepted two others for 24 yards. Appeared in every game as a reserve receiver before shifting to cornerback later his sophomore season. Finished with 12 receptions for 152 yards and 75 yards on a pair of reverses. Returned 11 kickoffs for 185 yards and also had a 17-yard punt return. Versus Arkansas State, became the first player in Rebel history to block two punts in one game. Played in every game as a true freshman, lining up at receiver. Caught nine passes for 96 yards and gained 3 yards on a reverse.

PERSONAL: Earned first-team All-District

honors at both wide receiver and kick returner, while picking up All-County honors at wide receiver and cornerback at East Side (Cleveland, Miss.) High. District Rookie of the

OFF THE FIELD

Ken played with fellow Mississippian and Minnesota Vikings tackle Kenyatta Walker in the Kenyatta Walker Foundation Golf Tournament.

Year as a freshman and voted team's Most Outstanding Player in 1994 and Most Valuable Player in 1995. Also lettered four times in baseball, finishing with a .395 career batting average. Grew up in the same town as teammate Pork Chop Womack.

LUCAS' NFL RECORD

Club	G/S	Tackles			Sacks		Interceptions			LG	TD	PD	FF	FR
		Tkl	So	Ast	QB	Yds	No	Yds	Avg					
2001 Seattle	16/8	46	41	5	0.0	0.0	1	0	0.0	0	0	15	0	1
2002 Seattle	16/16	82	71	11	0.0	0.0	3	67	22.3	40	0	12	1	0
NFL TOTALS	32/24	128	112	16	0.0	0.0	4	67	16.8	40	0	27	1	1

SINGLE GAME HIGHS


Tackles: 12 at Oakland (9/8/02)

Sacks: none

Interceptions: 2 at Atlanta (12/1/02)

Forced Fumbles: 1 at San Francisco (12/1/02)

Fumble Recoveries: 1 vs. Philadelphia (9/23/01)



CHRIS MCINTOSH

TACKLE

6-6 308

75

WISCONSIN

4TH NFL SEASON

4TH SEAHAWKS SEASON

1ST ROUND (B) 2000

2002 GAMES/STARTS: 0/0

CAREER GAMES/STARTS: 24/13

FEBRUARY 20, 1977

PEWAUKEE, WISCONSIN

2002: Re-aggravated neck stinger in training camp and did not recover. Placed on injured reserve September 1.

PRO: Drafted with the 22nd pick in the first round of the 2000 NFL draft. The second of two first-round draft picks became the sixth offensive lineman taken by the Seahawks in the first-round, following Steve August (1977), Andy Heck (1989), Ray Roberts (1992), Pete Kendall (1996) and Walter Jones (1997). It was the second time in team history the Seahawks selected two players in the first round, joining Shawn Springs (third overall) and Walter Jones (sixth overall) in 1997. **2000:** Signed with Seattle August 26 and was placed on the exempt list opening weekend at Miami (9/3). Made his NFL debut at right tackle vs. St. Louis (9/10). Made his first of 10 consecutive starts at right tackle vs. Indianapolis (10/15) in place of Todd Weiner after playing as a reserve and on special teams four of the first six games. Part of the offensive line that did not give up a sack in back-to-back games at Atlanta (12/3) and at Denver (12/10) for the first time in 324 games. Helped block for Ricky Watters when he surpassed the 10,000-yard career rushing mark at Atlanta (12/3). **2001:** Endured an injury-plagued season beginning with a stinger suffered in training camp that lingered the entire season. Missed the season opener at Cleveland (9/9) but returned to start at


right tackle vs. Philadelphia (9/23) and at Oakland (9/30). Declared inactive the following week vs. Jacksonville (10/7) but returned the following week vs. Denver (10/14) on the field goal unit. Started his last game of the season vs. Miami (10/28) and was replaced in the starting lineup the following week by Todd Weiner. Saw time on the field goal unit the next six games, followed by three inactives before being placed on injured reserve 1/2/02 with the stinger.

COLLEGE: Consensus All-American as a senior at Wisconsin, blocking for Heisman Trophy winner Ron Dayne. Four-year starter at left tackle and two-year captain for the Badgers. Helped guide offense to 5,006 yards, the third highest single-season output in school history his senior year. Provided blocking for Dayne's 226 yards in the 2000 Rose Bowl versus Stanford and earned Player of the Game honors in the 1997 Rose Bowl versus UCLA.

PERSONAL: Top 100 prospect by Prep Football Report at Pewaukee (Wis.) High. Two-year captain. Also lettered in wrestling and track. State heavyweight wrestling champion as a prep senior. Earned All-Conference honors as a sophomore in football, wrestling and track. Earned academic All-Big Ten as a freshman. Married, Deann (4/7/01). Born on February 20, 1977, in Pewaukee, Wis.

MCINTOSH'S NFL RECORD

Career Games Played/Started: 2000 14/10; 2001 (10/3); 2002 (injured reserve); Career: 24/13.



ITULA MILI

TIGHT END

6-4 260

BRIGHAM YOUNG

7TH NFL SEASON

7TH SEAHAWKS SEASON

6TH ROUND 1997

2002 GAMES/STARTS: 16/12

CAREER GAMES/STARTS: 71/25

APRIL 20, 1973

LAIE, HAWAII

89

2001: Played in all 16 games, starting 12. Established career-highs in receptions and yards through 11 games, surpassing his 2000 season totals. Set the club mark for tight ends with 43 catches for 508 yards. Scored on 1-yard tosses in the first two games of the season (at Oakland, 9/8 and vs. Arizona, 9/15). Of eight career scores, six are from 1-yard out. Had 11 receptions for 79 yards his first seven games before catching 18 passes for 220 yards in his next four games (vs. Washington, 11/3-vs. Kansas City, 11/24). Finished the season by recording career highs with seven catches for 119 yards, his first career 100-yard game, and a long of 49.

PRO: Chosen with the 11th pick in the sixth round, the 174th overall choice, in the 1997 college draft. Resigned a multi-year deal 3/14/02 to stay with the club. **1997:** Missed the entire season on injured reserve with a knee injury suffered late in his final collegiate season. **1998:** Saw limited action in seven games and was inactive for eight games. Missed the season finale when he was placed on injured reserve (12/25) with a knee injury. Played in multi-tight end sets at Oakland (11/15) and at Dallas (11/22). Made first career reception at Dallas, for a 20-yard pickup. **1999:** Saw action in all 16 games with two starts. Made first career start in the season opener versus Detroit. Also, started at Chicago (9/19). For the season, caught four passes for 24 yards with one touchdown. The first score of his career came on a 1-yard pass from Jon Kitna at San Diego (10/17). **2000:** Had a career season surpassing his career numbers through the first four games. Started the first four games in place of injured Christian Fauria (hamstring) and posted 11 receptions for 129 yards (11.7 avg.) with one touchdown. Had a career-high five receptions in his fifth start of the year at Oakland (10/22) and a career-high 52 yards vs. St. Louis (9/10). Started for the sixth time at Denver (12/10) and caught a career-long 34 yarder. His three touchdowns and Fauria's two touchdowns tied a team record with five touchdowns by tight ends for a single season. Mike Tice and Travis McNeal combined for five scores in 1991. **2001:**

Played in all 16 games, starting five. Started season with two catches at Cleveland (9/9) for 21 yards. Had his best game vs. Jacksonville (10/7) with two catches for 42 yards, including a career-long 41-yarder and one touchdown. His second score of the season came vs. Miami (10/28) on a 15-yard catch in the second quarter to put Seattle on the board first. In all, caught eight passes for 98 yards (12.3 avg.).

COLLEGE: Four-year letterman who played tight end, fullback, and H-back. Finished his career with 126 receptions for 1,777 yards and 11 touchdowns in 40 games, with 22 starts. First-team All-Western Athletic Conference as a senior after catching a single-season best 46 passes for 692 yards and three scores in 14 games. Had 108 yards on nine receptions versus Washington. Injured his knee in the Western Athletic Conference title game and missed the Cougars bowl game. Started at fullback and H-back as a junior and caught 36 passes for 440 yards and three scores. Had two 100-yard games, 101 yards on four receptions versus Utah State and 108 yards on five catches against Fresno State. Played six games, with three starts, as a freshman. Served on an LDS mission to New Zealand in 1992 and 1993. Majored in Geography.

PERSONAL: Lettered in football, basketball, and track at Kahuku High School in Laie, Hawaii. Football team won the state championship as a junior and senior. All-state choice as a wide receiver. State high jump champion as a junior despite school not having a pit for him to practice. Plays the guitar. Born in Kahuku, Hawaii. Lives in Laie, Hawaii, with his wife, Melisa (8/31/99) and their son, Tiki (1/25/02).

OFF THE FIELD

Itula showed his support for education by attending the Communities in Schools First & Goal Luncheon.

MILI'S NFL RECORD

Year	Club	G/S	No	Yds	Avg	LG	TD
1997	Seattle		Injured Reserve				
1998	Seattle	7/0	1	20	20.0	20	0
1999	Seattle	16/2	4	24	6.0	9	1
2000	Seattle	16/6	28	288	10.3	34	3
2001	Seattle	16/5	8	98	12.3	41	2
2002	Seattle	16/12	43	508	11.8	49	2
NFL TOTALS		71/25	84	938	11.2	49	8


SINGLE GAME HIGHS

Most Receptions: 7 at San Diego (12/29/02)
Most Yards: 119 at San Diego (12/29/02)
Most Touchdowns: 1, 8 times (last vs. Arizona, 9/15/02)
Longest Reception: 49 at San Diego (12/29/02)

ADDITIONAL STATISTICS

Postseason Games Played/Started: 1999, 1/0.
Postseason Statistics: 1999, None.

BRANDON MITCHELL



DEFENSIVE END

6-3 290

TEXAS A&M

7TH NFL SEASON

2ND SEAHAWKS SEASON

UNRESTRICTED FA (NE) 2002

2002 GAMES/STARTS: 5/2

CAREER GAMES/STARTS: 67/39

JUNE 19, 1975

ABBEVILLE, LOUISIANA

97

2002: Started the first two games of the season in place of John Randle (knee) at defensive tackle. Posted a season-high six tackles and one sack, seventh career, at Oakland (9/8). Started vs. Arizona (9/15) but left (calf) in the second quarter after one solo stop and two passes defended. Declared inactive (calf) the following two games at the New York Giants (9/22) and vs. Minnesota (9/29). Returned vs. San Francisco (10/14) but re-injured his calf two weeks later at Dallas (10/27). Placed on injured reserve (calf) October 30.

PRO: An original second round draft choice

OFF THE FIELD

Brandon visited with fans at the Seahawks draft day party at the team's headquarters in Kirkland.

(59th overall) in the 1997 NFL Draft by the New England Patriots. Signed with the Seahawks as an unrestricted free agent April 11, 2002.

1997: Appeared in 14 games as a rookie, including both playoff games as a backup to Willie McGinest at defensive end. Finished the season with nine tackles. He was listed among the Patri-

ots inactives prior to four of the first five games, but worked his way into the lineup by the sixth game of the season. Made NFL debut at Indianapolis (9/7) and recorded his first career tackle. **1998:** Played in each of the first seven games, earning his first start in the seventh game of the season, when he replaced Willie McGinest (injury) at Miami (10/24). Broke his ankle in that game, causing him to miss the remainder of the 1998 season after being placed on injured reserve (10/30). Opened the season with three solo tackles, including a John Elway 9-yard sack at Denver (9/7), the first sack of his career and the first by a Patriot in 1998. Started at right defensive end and recorded a career-high seven solo stops, including a 6-yard sack of Dan Marino, before leaving the game with a fractured ankle at Miami (10/25). Ended the season with 21 total tackles (17 solo), including two sacks for 15 yards. **1999:** Started every game for the Patriots at left defensive end, opposite Willie McGinest and amassed 61 total tackles, including three sacks, both career highs. One of just six defensive players to start every game, forming a defensive unit that finished the season ranked eighth in the NFL, the highest defensive ranking by the Patriots in 11 years. Registered five tack-

les as the Patriots held the New York Giants (9/26) to just 57 yards rushing in the game and a 2.2-yard average per carry. Versus Cleveland (10/2), sacked Tim Couch for a loss of 5 yards on third down to end a fourth quarter drive. It was his first sack of the season and the third sack of his career. Assisted in the Patriots best defensive effort of the season versus Arizona (10/31), yielding just 166 total net yards in a 27-3 win over the Cardinals allowing just 90 net yards passing and 76 yards rushing. Registered a career high with seven solo tackles against the New York Jets (11/15). Recorded a career-high nine total tackles versus Buffalo (12/26). 2000: Started nine of 11 games recording 29 tackles and a pass defended before being placed on injured reserve with a right leg injury (12/6). Tied a career high with nine tackles versus Tampa Bay (9/3). Recorded two tackles at Kansas City (12/4) before having to leave the game with an injured right leg in the second quarter. 2001: Appeared in 16 regular-season games with 11 starts as a defensive tackle for Super Bowl XXXVI Champion New England Patriots. Started two of three post-season games. Totaled 43 tackles with one sack and a blocked field goal for the season. Blocked a Mike Vanderjagt 46-yard attempt at Indianapolis (10/21) that set up a touchdown on the ensuing play. Tied for team lead with season-high six tackles at Denver (10/28). Blocked a Kris Brown 34-yard field goal in second round of playoffs that

was recovered by Troy Brown who lateraled to Antwan Harris who ran 49 yards for a touchdown. Started Super Bowl XXXVI at defensive tackle.

COLLEGE: Started the final 34 games of collegiate career and totaled 174 tackles, including a school record 33 tackles for loss. Finished with 21 sacks and moved ahead of former Seattle defensive tackle Sam Adams into seventh on the Aggies all-time sack list. Started every game at defensive end and totaled 53 tackles and six sacks as a senior earning All-Big Twelve first-team honors. Was a semi-finalist for the Lombardi Award, given annually to the nation's top lineman. Posted 52 tackles and six sacks as a junior as a first-team All-Southwest Conference performer and Lombardi Award semi-finalist. Consensus first-team all-conference honors and named Southwest Conference Defensive Player of the Year totaling 62 tackles and a career-high nine sacks with two forced fumbles, three recoveries and six passes defended. Played in every game as a reserve as a freshman and finished with seven tackles.

PERSONAL: Born in Abbeville, La., where he attended Abbeville High and earned prep All-American honors. Totaled 112 tackles, including seven sacks as a senior. Posted 125 stops as a junior. Lettered in track and won the prep state championship in the shot put. Majored in sports management at Texas A&M.

MITCHELL'S NFL RECORD

Club	G/S	Tackles			Sacks		Interceptions			LG	TD	PD	FF	FR
		Tkl	So	Ast	QB	Yds	No	Yds	Avg					
1997 New England	12/0	9	6	3	0.0	0.0	0	0	0.0	0	0	0	0	0
1998 New England	7/1	21	17	4	2.0	15.0	0	0	0.0	0	0	0	0	0
1999 New England	16/16	61	42	19	3.0	13.0	0	0	0.0	0	0	3	0	1
2000 New England	11/9	29	13	16	0.0	0.0	0	0	0.0	0	0	1	0	0
2001 New England	16/11	43	26	17	1.0	5.0	0	0	0.0	0	0	0	0	0
2002 Seattle	5/2	8	5	3	1.0	4.0	0	0	0.0	0	0	3	0	0
NFL TOTALS	67/39	171	109	62	7.0	37.0	0	0	0.0	0	0	7	0	1

POSTSEASON

Club	G/S	Tackles			Sacks		Interceptions			LG	TD	PD	FF	FR
		Tkl	So	Ast	QB	Yds	No	Yds	Avg					
1997 New England	2/0	0	0	0	0.0	0.0	0	0	0.0	0	0	0	0	0
2001 New England	3/2	3	1	2	0.0	0.0	0	0	0.0	0	0	0	0	0
NFL TOTALS	5/2	3	1	2	0.0	0.0	0	0	0.0	0	0	0	0	0

SINGLE GAME HIGHS


Tackles: 9, 2 Times (Last vs. Tampa 9/3/00)
Sacks: 1.0, 7 times (last at Oakland, 9/8/02)
Interceptions: None

Forced Fumbles: None
Fumble Recoveries: 1, vs. Indy (9/19/99)

ADDITIONAL STATISTICS

Blocked FG: 1, at Indy (10/21/01); Also blocked FG at Pittsburgh in playoffs (1/27)

MAURICE MORRIS



RUNNING BACK
5-11 202

20

OREGON

2ND NFL SEASON

2ND SEAHAWKS SEASON

2ND ROUND (A) 2002

2002 GAMES/STARTS: 11/0

CAREER GAMES/STARTS: 11/0

DECEMBER 1, 1979

CHESTER, SOUTH CAROLINA

2002: Saw action in 11 games and totaled 153 yards on 32 carries. Won kickoff return duties in training camp and ranked eighth in the NFC with a 24.1 kickoff return average. Returned his first kickoff 66 yards at Oakland (9/8). The Raiders did not kick off to him thereafter. Came in for Shaun Alexander (eye) during the second quarter vs. Arizona (9/15) and carried seven times for 35 yards, while adding five kickoffs for 102 yards. Established a club record with 231 kickoff return yards on the second-most returns (7) while taking one a club record tying 97 yards for the score (James Jefferson vs. Kansas City, 10/8/89). It was the first time a Seattle player

OFF THE FIELD

Maurice attended the Seahawks Academy Pizza Party to kickoff the new school year.

took one the distance since Charlie Rogers vs. Buffalo (12/23/00, 21 games). Also tied Seahawks records for kickoff return touchdowns (1) in a career, season, game and as a rookie. The 231 kickoff return yards were the most in the NFC in 2002. Saw extended time at running back the next week at Dallas (10/27), carrying six times for 24 yards, with four of those carries for 20 yards coming

on a scoring drive in the second quarter. Led the team in rushing for the first time at Arizona (11/10) with career-highs in carries (15) and yards (72) for a 4.8 average and a career-long of 24. Tweaked hamstring in that game and saw limited action the rest of the season.

PRO: Selected with the first of two second-round picks (54th overall) becoming the 36th running back selected in Seattle history.

COLLEGE: Spent two years at Oregon after transferring from Fresno City College where he was a two-time JC Grid-Wire All-American. Set national JC records of 4,487 all-purpose yards and 3,708 yards rushing on 593 carries. Set Fresno City records with 26 scores in 1998, career rush touchdowns (45) and total (49). Held below 100 yards only once in his JC career (92 vs. Siskiyous). Holds Oregon's school record for most carries in one season (286 in 2000) and became the school's first two-time 1,000-yard rusher. Finished his Ducks career with 2,237 yards on 466 carries with 17 touchdowns and 307 yards and three scores on 35 receptions. His 2,237 rush yards are fifth in school history.

PERSONAL: Rushed for over 1,600 yards and 25 touchdowns as a senior at Chester High. Has six brothers and eight sisters of Diane and Bernard Morris. Born in Chester, S.C.

MORRIS' NFL RECORD

Kickoff Returns

Club	G/S	No	Yds	Avg	LG	TD
2002 Seattle	11/0	34	821	24.1	97t	1
TOTALS	11/0	34	821	24.1	97t	1

Rushing

Receiving

Club	G/S	No	Yds	Avg	LG	TD	Att	Yds	Avg.	LG	TD
2002 Seattle	11/0	32	153	4.8	24	0	3	25	8.3	12	0
TOTALS	11/0	32	153	4.8	24	0	3	25	8.3	12	0

SINGLE GAME HIGHS

Rush Attempts: 15 at Arizona (11/10/02)

Rush Yards: 72 at Arizona (11/10/02)

ADDITIONAL STATISTICS

Special Teams Stats: 2002 (2); Career: (2).


KO Returns: 7 at St. Louis (10/20/02)

KO Return Yards: *231 at St. Louis (10/20/02)

Longest KO Return: *97t at St. Louis (10/20/02)

* Club Record

DENNIS NORMAN



TACKLE
6-5 312

68

PRINCETON

3RD NFL SEASON

3RD SEAHAWKS SEASON

7TH ROUND (B) 2001

2002 GAMES/STARTS: 0/0

CAREER GAMES/STARTS: 0/0

JANUARY 26, 1980

MARLTON, N.J.

2002: Dressed, but did not play, vs. St. Louis (12/22) and at San Diego (12/29). Declared inactive the other 14 games of the season.

PRO: Selected as the second of three seventh-round draft picks, 22nd in the round (222nd overall).

OFF THE FIELD

Dennis was a painter at the Bellevue Kindering Center as part of the United Way Hometown Huddle.

2001: Was declared inactive all 16 games.

COLLEGE: A three-year letterwinner that was named first-team All-Ivy League his final three seasons. Started 26 of 29 career games played after missing his freshman year due to a broken left leg. One of four players to be named All-Ivy League three times (Derek Graham,

Damani Leech, Matt Evans). Only tackle ever drafted from Princeton and the sixth player overall. First Princeton player chosen since Judd Garrett by Philadelphia in 1990. Second-highest choice ever from Princeton (center Jon Schultheis was chosen in the seventh-round, 182nd overall, by Philadelphia). Won the Heptagonal championship in discus (168-8) as a sophomore.


PERSONAL: A three-time letterwinner in track, two-time letterwinner in basketball and football at Cherokee (N.J.) High. Won Group IV discus championship senior year and was named All-South Jersey in track. Member of the National Honor Society and a National Merit Scholar. Parents are Dennis Norman, Sr. and Linda Bethea. Has two brothers, Charles and Matthew, and one sister, Aimee. Majored in computer science engineering. Born in Philadelphia, Pa.


HAWK NOTES

The Seahawks allowed just 33 sacks last season (11th NFL) after giving up 49 (27th NFL) in 2001. Seattle ranked in the top five in their conference for the first time since 1997. Following are the top five NFC teams in fewest sacks allowed in 2002.

FEWEST SACKS ALLOWED (NFC)

Detroit	20
San Francisco	22
New York Giants	24
Green Bay	27
Seattle	33





CHIKEYE OKEAFUR
DEFENSIVE END
6-4 265
PURDUE
5TH NFL SEASON
1ST SEAHAWKS SEASON
UNRESTRICTED FA (SF) 2003
2002 GAMES/STARTS: 16/16
CAREER GAMES/STARTS: 57/19
MARCH 27, 1976
GRAND RAPIDS, MICH.

2002: Started all 16 games for the San Francisco 49ers, ranking second on the team with a career-high six sacks, and posting a career-high in tackles with 47 (34 solo). Also added two forced fumbles, one fumble recovery and three passes defended. Began the season with recording one sack in each of the Niners first three games. Tied his career-high with five tackles (four solo) at Arizona (12/21). Started both postseason contests vs. the New York Giants (1/5/03) and at Tampa Bay (1/12/03).

PRO: Signed by Seattle April 7, 2003 as an unrestricted free agent from the San Francisco 49ers, where he played the first four years of his career. Selected in the third round of the 1999 NFL Draft (89th overall). **1999:** Played in 12 games at end and on special teams, where he recorded four special teams tackles. Had nine solo stops on the year and his first sack came vs. St. Louis (11/21). Declared inactive Weeks 14-17 due to left MCL injury. **2000:** Played in 15 games and posted 28 tackles (21 solo) and three sacks. Returned his first career kickoff 17 yards at San Diego. Tallied a career-high five tackles and 1.5 sacks at Denver (12/23). **2001:** Played in 14 games, starting three. Finished the season with 32 tackles (23 solo) and 2.5 sacks. Made first career start, recording a career-high tying five tackles (three solo) at Indianapolis (11/25). Posted a career-high 2.5 sacks vs. Miami (12/16). Also had four tackles (three solo) against the Dolphins. Had three tackles (one solo) vs. Philadelphia (12/22) before leaving the game with a fibula injury. Was inactive the following two weeks to close out the season. Also declared inactive for the 49ers Wild Card game at Green Bay (1/13/02).

OKEAFUR'S SINGLE GAME HIGHS

Tackles: 5 three times, last time at Arizona (12/21/02)
Sacks: 2.5 vs. Miami (12/16/01)
Interceptions: None

COLLEGE: Second-team All-Big Ten selection and named to the Super Sleeper Team by the Sports Network as a senior. Started every game his final season, recording 65 tackles (45 solo) and eight sacks. Started every game as a junior and had 85 tackles (45 solo) and 3.5 sacks, on his way to a second-team All-Big Ten selection. Played outside linebacker as a sophomore and led the team with a career-high 103 tackles. Named Freshman All-America after finishing his first year with 65 tackles (46 solo).

PERSONAL: Was a finalist for Indiana Mr. Football, earning All-state and Super Prep All-Midwest honors while at West Lafayette High. Named Indiana Region IV MVP. Posted 132 tackles and rushed for 1,169 yards and 12 scores on 132 carries his senior season of high school. Majored in engineering at Purdue, where his

mother is a professor. Full name is Chikezie (Chike) Russell Okeafur, pronounced CHEEK-eh o-KEY-fur. His first name, means "well made by God" in the Ibo dialect of the Nigerian language.

OFF THE FIELD

Chikeye was involved in the "Kids Get Focused" campaign while playing for the 49ers. He was one of the featured players, where his image was placed on a "vision" book cover. He was also part of one of the vision screenings and signed autographs as kids went through the vision van.

FF: 1 four times, last time at Arizona (12/21/02)
FR: 1 vs. Arizona (10/27/02)

ADDITIONAL STATISTICS

Special Teams Tackles: 1999 (4), 2000 (3); Career (7)


KO Returns: One for 17 yards (2000).

OKEAFOR'S NFL RECORD


Club	G/S	Tackles			Sacks		Interceptions				TD	PD	FF	FR
		Tkl	So	Ast	QB	Yds	No	Yds	Avg	LG				
1999 San Francisco	12/0	9	9	0	1.0	4.0	0	0	0.0	0	0	0	0	0
2000 San Francisco	15/0	28	21	7	3.0	24.0	0	0	0.0	0	0	1	1	0
2001 San Francisco	14/3	32	23	9	2.5	11.0	0	0	0.0	0	0	0	1	0
2002 San Francisco	16/16	47	34	13	6.0	30.0	0	0	0.0	0	0	3	2	1
NFL TOTALS	57/19	116	87	29	12.5	69.0	0	0	0.0	0	0	4	4	1

POSTSEASON

Club	G/S	Tackles			Sacks		Interceptions				TD	PD	FF	FR
		Tkl	So	Ast	QB	Yds	No	Yds	Avg	LG				
2001 San Francisco														
2002 San Francisco	2/2	3	2	1	0.0	0.0	0	0	0.0	0	0	0	0	1
NFL TOTALS	2/2	3	2	1	0.0	0.0	0	0	0.0	0	0	0	0	1



Okefor conducts an interview with Seahawks.com following his first practice with the club.



ANTON PALEPOI
DEFENSIVE END
6-3 283
UNLV
2ND NFL SEASON
2ND SEAHAWKS SEASON
2ND ROUND (B) 2002
2002 GAMES/STARTS: 13/1
CAREER GAMES/STARTS: 13/1
JANUARY 19, 1978
SALT LAKE CITY, UTAH

2002: Played in 13 games, starting one, and began the season in a reserve end role and some on special teams. Finished the season with 17 total tackles, one sack, two passes defended and a forced fumble. Posted his first career sack and

OFF THE FIELD

Anton showed off his gardening skills when he helped plant tulip bulbs at the Bellevue Kindering Center as part of the United Way's "Hometown Huddle".

first forced fumble vs. Minnesota (9/29) to go along with two tackles. Posted career-highs in tackles twice with three each against Kansas City (11/24) and at San Francisco (12/1). Made his first career start vs. Philadelphia


(12/8) in place of Lamar King (knee). However, suffered an ankle injury in the second quarter and did not return. Declared inactive (ankle) for the remaining three games of the season. Also had three special teams tackles and one kickoff return for 8 yards.

PRO: Selected with the second of two second-round picks (60th overall) and is the first defensive end selected since Holmgren's inaugural draft as general manager in 1999.

COLLEGE: Started college career at Dixie Junior College (St. George, Ut.) and named Western

States Football League's Most Valuable Player in 1999 before signing with UNLV upon graduation. Played in 17 games at UNLV and recorded 56 tackles (38 solos) with 12.5 sacks for 72 yards and 19 stops for losses of 87 yards and caused three fumbles. Elected All-Mountain West Conference first-team his junior year. Had 16.5 sacks and one fumble recovery and led Dixie College to the junior college national championship game. Was one of two first team JC All-American defensive linemen to sign with UNLV.

PERSONAL: Earned first-team All-state honors as a strong safety at Hunter High. Parents are Tony and Tutaga Palepoi.



Palepoi registered his lone sack versus Minnesota.

PALEPOI'S NFL RECORD

Club	G/S	Tackles			Sacks		Interceptions							
		Tkl	So	Ast	QB	Yds	No	Yds Avg	LG	TD	PD	FF	FR	
2002 Seattle	13/1	17	10	7	1.0	7.0	0	0	0.0	0	0	2	1	0
NFL TOTALS	13/1	17	10	7	1.0	7.0	0	0	0.0	0	0	2	1	0

SINGLE GAME HIGHS

Tackles: 3, twice (last at SF, 12/1/02)

Sacks: 1.0 vs. Minnesota (9/29/02)

Interceptions: None

FF: 1 vs. Minnesota (9/29/02)


FR: None

ADDITIONAL STATISTICS

Special Teams Tackles: 2002 (3); Career (3).

KO Returns: One for 8 yards (2002).

JOHN RANDLE



DEFENSIVE TACKLE

6-1 290

TEXAS A&I

14TH NFL SEASON

3RD SEAHAWKS SEASON

UNRESTRICTED FA (MINN) 2001

2002 GAMES/STARTS: 12/12

CAREER GAMES/STARTS: 203/176

DECEMBER 12, 1967

HEARNE, TEXAS

93

2002: Started all 12 games he played in, missing the first four (knee), and still led the team with 7.0 sacks. Made his season debut on Monday Night Football vs. San Francisco (10/14) and had a season-high three tackles and one pass defensed. Posted his first sacks of the season with two at Dallas (10/27), marking his 32nd multi-sack game of his career. Added another sack vs. Kansas City (11/24) and his fourth sack came at Atlanta (12/15), while adding three tackles. Ended the year with a rush, collecting three sacks, just a half sack off career-high set in 1996, at San Diego (12/29). It was his 33rd career multi-sack game and 132nd career sack.

PRO: Signed with Seattle as a free agent March 3, 2001. The seven-time Pro Bowler had played in 183 consecutive games, including 140

OFF THE FIELD

John posed in a poster shoot and PSA that helps increase awareness of defending the environment.


consecutive starts until a knee injury forced him to miss the Oakland game (11/11/01). The streak began on 11/29/92 at the L.A. Rams. His 131.0 sacks since 1991 is tops in the NFL and his eight consecutive 10-plus sack seasons (1992-99) rank second in NFL history behind Reggie White's nine. Finished his Vikings career ranked third in sacks (114.0) and forced fumbles (24). **1990:** Signed as an undrafted free agent from Texas A&I. Played in all 16 games and posted his first NFL sack and forced fumble vs. Philadelphia (10/15). **1991:** Played 16 games and started eight with his first career start vs. Detroit (10/6), recording seven tackles. Started the next four games until breaking his thumb vs. Tampa Bay (11/3). Returned to the starting lineup at Tampa Bay (12/8). Finished 10th in the NFC with 9.5 sacks. **1992:** Collected 11.5 sacks placing him eighth in the NFC. Posted a season-high 2.5 sacks vs. Chicago (11/2). Did not start vs. Green Bay (9/6) and vs. Cleveland (11/22) because of

a chest injury. His current 176 consecutive games played and 133 consecutive games started streak began at the L.A. Rams (11/29/92). **1993:** Tied for third in the NFC and seventh in the NFL with 12.5 sacks, along with 59 tackles (54 solo) and three forced fumbles. Recorded 3.0 sacks at Chicago (10/25) and vs. Detroit (12/5). Named NFC Defensive Player of the Week for his game at Chicago. Elected to start the Pro Bowl. **1994:** Collected 13.5 sacks good for a first-place tie in the NFC (2nd NFL). Became only the second interior lineman (Bill Pickel, L.A. Raiders) with three straight seasons of 11.5 or more sacks since the NFL started keeping sack totals in 1982. Posted four multi-sack games and was named NFL Defensive Player of the Week vs. San Francisco (12/26) when he had 2.0 sacks and forced a fumble that was returned for a touchdown. Elected to start the Pro Bowl. **1995:** Placed eighth in the NFC with 10.5 sacks. Posted 2.0 sacks vs. Arizona (11/12) and vs. Detroit (11/23). Elected to start the Pro Bowl. **1996:** Tied for seventh in the NFC with 11.5 sacks. Set career-highs with 3.5 sacks and two forced fumbles vs. Green Bay (9/22), garnering NFC Defensive Player of the Week and went on to being named NFC Defensive Player of the Month for September. Elected to start his fourth Pro Bowl. **1997:** Led the NFL for first time in his career with a career-high 15.5 sacks. Also set a career-high with 71 tackles (39 solo). Became the first Vikings player to lead the League since Chris Doleman in 1989. Named NFC Defensive Player of the Month for October with 6.0 sacks. Had 3.0 sacks vs. Carolina (10/12) and vs. Detroit (12/14). Had a career-high 10 tackles vs. San Francisco (12/7). Started his fifth-straight Pro Bowl. **1998:** Ranked 10th in the NFC with 10.5 sacks. Had a season-high 2.0 sacks at Detroit (10/25) and vs. Jacksonville (12/20). Also tied his career-high with two forced fumbles vs. Jacksonville. Named NFC Defensive Player of the Month for December. Selected to his sixth-straight Pro Bowl. **1999:** Finished the season with 10.0 sacks. Twice honored as NFC Defensive Player of the Week (10/3 and 1/2/00). Recorded his first career interception vs. San

Francisco (10/24), returning it 1 yard. Picked up his 100th career sack vs. Dallas (11/8). Forced a fumble and had a season-high 3.0 sacks vs. Detroit (12/00), helping him earn NFC Defensive Player of the Month for December. **2000:** Led Minnesota in sacks (8.0) for the ninth time in 11 seasons and the eighth straight season. Recorded 31 tackles with two forced fumbles for the season. Posted a season-high five solo tackles vs. Carolina (11/19). Tallied a pair of multi-sack games, posting two vs. Carolina (11/19) and Detroit (11/30). Recorded a sack in three straight games, at Green Bay (11/6), vs. Arizona (11/12) and vs. Carolina (11/19). Had one sack in the divisional playoffs vs. New Orleans (1/6/01). **2001:** Played in 15 games, starting 14, and turned in one of the most productive seasons in Seattle history, while becoming the 23rd Seahawks player to earn a trip to the Pro Bowl (his seventh overall). Had three solo tackles and one sack in his Seahawks debut at Cleveland (9/9). Posted another sack versus Philadelphia (9/23) and half a sack at Oakland (9/30) that caused Rich Gannon to fumble. Had another sack for the fourth straight game versus Jacksonville (10/7) and had a season-high five tackles (three solo) versus Denver (10/14) and another sack that caused a Brian Griese fumble. Before leaving the game (knee) at Washington (11/4) he picked up another sack, giving him 5.5 through seven games. Missed the Oakland (11/11) contest (knee) and returned at Buffalo (11/18). Forced a fumble after a sack of Trent Green at Kansas City (11/25). Tied a season-high with five stops (four solo) and had a season-high two sacks, one that forced his team-leading fourth fumble, at Denver (12/9). Scored first touchdown of career at New York (12/23) when he recovered a Kerry Collins fumble (forced by Antonio Cochran) in the endzone. Tallied three tackles (two solo) and added 1.5 sacks to give him a total of 11.0 for the season at San Diego (12/30).

HONORS: **1993:** *NFC Pro Bowl Squad, All-Pro (AP, Pro Football Weekly/Pro Football Writers of America, Football Digest), All-NFC (UPI, Football News); 1994:* *NFC Pro Bowl Squad, All-Pro (AP, College & Pro Football Newsweekly, Football Digest, Pro Football International, Football News); 1995:* *NFC Pro*

Bowl Squad, All-Pro (AP, College & Pro Football Newsweekly, Pro Football Weekly/Pro Football Writers of America, The Sporting News), All-NFC (UPI, Football News); 1996: *NFC Pro Bowl Squad, All-Pro (AP, Football Digest, Pro Football Weekly/Pro Football Writers of America, The Sporting News, USA Today), All-Pro Second Team (College & Pro Football Newsweekly), All-NFC (UPI, Football News); 1997:* *NFC Pro Bowl Squad, All-Pro (AP, Pro Football Weekly, College & Pro Football Weekly, The Sporting News, USA Today), All-Pro Second Team (Football Digest), All-NFC (Football News); 1998:* *NFC*



Pro Bowl Squad, All-Pro (AP, College & Pro Football Weekly, The Sporting News, USA Today, Football Digest) All-NFC (Football News, Pro Football Weekly). All-NFL (Pro Football Weekly); 1999: *All-Pro (USA Today); 2001:* *AFC Pro Bowl; All-Pro Team (Football Weekly).*

COLLEGE: Began college career at Trinity Valley (Texas) Community College where he earned all-conference honors. Transferred to Texas A&I, becoming a two-time letterwinner and a Little All-America as a senior. Earned a degree in Sociology.

PERSONAL: All-state offensive and defensive lineman at Hearne (Texas) High School. Also ran track. Older brother, Ervin, was Tampa Bay's fifth-round draft pick in 1985 and played linebacker until 1992. Reads other team's media guides, enjoys movies and Frank Sinatra music in his spare time. Wife, Candace (2/14/01), is the sister-in-law of New Orleans Saints quarterback Todd Bouman. Has one daughter, Brittany (10/10/89).

SINGLE GAME HIGHS

Tackles: 10, at San Francisco (12/7/97)
Sacks: 3.5, vs. Green Bay (9/22/96)
Interceptions: 1, vs. San Francisco (10/24/99)

Forced Fumbles: 2, 2 Times (Last vs. Jacksonville, 12/20/98)
Fumble Rec.: 1, 10 Times (Last at NYG, 12/23/01)
Touchdowns: 1 (FR), at New York Giants (12/23/01)

ADDITIONAL STATISTICS

Special Teams Tackles: 1990 (9); 1991 (2); **Career Totals** (11).

RANDLE'S NFL RECORD

Club	G/S	Tkl	Tackles		Sacks		Interceptions					TD	PD	FF	FR
			So	Ast	QB	Yds	No	Yds	Avg	LG					
1990 Minnesota	16/0	12	6	6	1.0	8.0	0	0	0.0	0	0	0	1	0	
1991 Minnesota	16/8	56	31	25	9.5	56.0	0	0	0.0	0	0	0	2	0	
1992 Minnesota	16/14	56	45	11	11.5	57.0	0	0	0.0	0	0	2	0	1	
1993 Minnesota	16/16	59	54	5	12.5	71.0	0	0	0.0	0	0	0	3	0	
1994 Minnesota	16/16	47	43	4	13.5	88.0	0	0	0.0	0	0	0	2	2	
1995 Minnesota	16/16	47	23	24	10.5	79.0	0	0	0.0	0	0	0	1	0	
1996 Minnesota	16/16	58	38	20	11.5	68.0	0	0	0.0	0	0	4	4	0	
1997 Minnesota	16/16	71	39	32	*15.5	108.0	0	0	0.0	0	0	5	2	2	
1998 Minnesota	16/16	56	41	15	10.5	76.0	0	0	0.0	0	0	0	3	1	
1999 Minnesota	16/16	44	28	16	10.0	57.0	1	1	1.0	1	0	1	4	3	
2000 Minnesota	16/16	31	18	13	8.0	49.0	0	0	0.0	0	0	0	2	0	
2001 Seattle	15/14	35	26	9	11.0	78.5	0	0	0.0	0	0	0	4	1t	
2002 Seattle	12/12	15	13	2	7.0	55.0	0	0	0.0	0	0	2	0	0	
NFL TOTALS	203/176	587	405	182	132.0	850.5	1	1	1.0	1	0	14	28	10	

* Led NFL


POSTSEASON

Club	G/S	Tkl	Tackles		Sacks		Interceptions					TD	PD	FF	FR
			So	Ast	QB	Yds	No	Yds	Avg	LG					
1992 Minnesota	1/1	0	0	0	0.0	0.0	0	0	0.0	0	0	0	0	0	
1993 Minnesota	1/1	6	5	1	0.0	0.0	0	0	0.0	0	0	0	0	0	
1994 Minnesota	1/1	1	1	0	0.0	0.0	0	0	0.0	0	0	1	0	0	
1996 Minnesota	1/1	2	2	0	0.0	0.0	0	0	0.0	0	0	0	0	0	
1997 Minnesota	2/2	5	2	3	1.0	5.0	0	0	0.0	0	0	0	0	0	
1998 Minnesota	2/2	3	3	0	0.0	0.0	0	0	0.0	0	0	0	0	0	
1999 Minnesota	2/2	4	2	2	1.0	9.0	0	0	0.0	0	0	1	0	0	
2000 Minnesota	2/2	6	6	0	1.0	6.0	0	0	0.0	0	0	0	1	0	
NFL TOTALS	12/12	27	21	6	3.0	20.0	0	0	0.0	0	0	2	1	0	

RANDLE'S MOST SACKED QUARTERBACKS (56)

Sacks	Player	Player
10.5	Brett Favre - '92 (1.0), '93 (1.0), '94 (2.0), '95 (1.0), '96 (3.5), '98 (1.0), '00 (1.0)	Chad Hutchinson - 2002 Dave Krieg - 1995 Jonathan Quinn - 1998
9.5	Scott Mitchell - '94 (2.5), '95 (3.0), '96 (1.0), '97 (3.0)	1.5 Randall Cunningham - '90 (1.0), '92 (0.5) Doug Flutie - 2001 Don Majkowski - '91 (0.5), '92 (1.0)
9.0	Jim Harbaugh - '92 (2.5), '93 (4.5), '97 (2.0)	Warren Moon - 1992 Steve Stenstrom - 1998
5.5	Charlie Batch - '98 (3.5), '00 (2.0)	1.0 Tony Banks - 2001
5.0	Steve Beuerlein - '97 (3.0), '00 (2.0) Trent Dilfer - '95 (1.5), '96 (1.0), '97 (0.5), '99 (2.0) Erik Kramer - '92 (1.0), '95 (1.0), '96 (1.0), '97 (1.0), '98 (1.0) Rodney Peete - '91 (1.0), '92 (1.0), '93 (3.0)	Drew Bledsoe - 1997 Bubby Brister - 1992 Quincy Carter - 2001 Stoney Case - 2000 Tim Couch - 2001 Ty Detmer - 1997
4.0	Tom Tupa - 1991	John Friesz - 1996
3.0	Drew Brees - 2002 Dave Brown - '94 (2.0), '96 (1.0) John Elway - '91 (1.0), '93 (2.0) *Gus Frerotte - '99 (1.0), '00 (2.0) Brian Griese - 2001 Steve Young - '91 (1.0), '92 (1.0), '94 (1.0)	Jim Kelly - 1994 Shaun King - 2000 Donovan McNabb - 2001 Cade McNown - 2000 Chris Miller - 1991 Neil O'Donnell - 1998
2.0	Troy Aikman - '95 (1.0), '99 (1.0) Mark Brunell - '94 (1.0), '01 (1.0) Kerry Collins - 1999 Todd Collins - 1997 Boomer Esiason - '92 (1.0), '96 (1.0) Craig Erickson - '93 (1.0), '94 (1.0) Kent Graham - 1997 Elvis Grbac - '94 (1.0), '99 (1.0) Trent Green - '01 (1.0), '02 (1.0) Jeff Hostetler - 1996	Jake Plummer - 2000 Mark Rypien - 1993 Jay Schroeder - 1994 Vinnie Testaverde - 1991 Michael Vick - 2002 Steve Walsh - 1994 Eric Zeier - 1995 0.5 Rich Gannon - 2001 Bill Joe Tolliver - 1998

KRIS RICHARD



CORNERBACK
5-11 190
USC

42

2ND NFL SEASON
2ND SEAHAWKS SEASON
3RD ROUND 2002
2002 GAMES/STARTS: 7/0
CAREER GAMES/STARTS: 7/0
OCTOBER 28, 1978
CARSON, CALIF.

2002: Saw action in seven games, mostly on special teams. Made his NFL debut on special teams vs. Arizona (9/15). With Shawn Springs (foot) out, saw extensive time in the dime package for the first time vs. Minnesota (9/29) and had a career-high three solo tackles and one pass defensed. Also saw time at corner at St. Louis (10/20) after Ken Lucas (eye) left the game briefly. Declared inactive at Oakland (9/8) and at the New York Giants (9/22), dressed, but did not play, vs. Denver (11/17), inactive vs. Kansas City (11/24), at San Francisco (12/1), vs. Philly (12/8) and at Atlanta (12/15). Placed on injured reserve December 17 (hernia).

PRO: Selected with the 20th pick in the third round (85th overall) in the 2002 draft. His selection marks the fourth consecutive year the Seahawks have selected a cornerback in the draft, 19th in Seahawks history.

COLLEGE: Three-year starter who finished his college career with 125 tackles with four stops

behind the line of scrimmage and 20 pass deflections. Had eight interceptions, three that were returned for touchdowns. Earned All-Pac-10 Conference honorable mention his senior year.

PERSONAL: Played quarterback at Serra High School (Gardena, Calif.), same high school as Seahawks coach Clayton Lopez. Super Prep All-American, Prep Star All-American and Super Prep All-Farwest. As a senior, completed 92 of 171 passes (53.8%) for 1,369 yards and ten touchdowns, plus ran for 900 yards with seven scores. Added 69 tackles, 6 interceptions and two forced fumbles as a cornerback. As a junior, passed for 372 yards and 6 touchdowns and rushed for 264 yards, making 42 tackles and six passes defensed on defense, and also returned a punt 79 yards for a touchdown. Also ran track and was on the Serra 1996 state championship 400-meter relay team. Served as student body president. Nickname is "Hurricane."

RICHARD'S NFL RECORD

Club	G/S	Tackles			Sacks		Interceptions							
		Tkl	So	Ast	QB	Yds	No	Yds	Avg	LG	TD	PD	FF	FR
2002 Seattle	7/0	3	3	0	0.0	0.0	0	0	0.0	0	0	1	0	0
NFL TOTALS	7/0	3	3	0	0.0	0.0	0	0	0.0	0	0	1	0	0

HAWK NOTES


Seattle unveiled new uniforms for the 2002 season. When the Seahawks rushed the field in their inaugural home game versus the Arizona Cardinals in their home blue jerseys with the matching blue pants, the club didn't realize they would be setting a fashion trend around the League. At least seven other teams followed suit during the season.




Seattle Seahawks



Miami Dolphins



Arizona Cardinals



DAMIEN ROBINSON

SAFETY
6-2 223
IOWA
7TH NFL SEASON
1ST SEAHAWKS SEASON
UFA (NY JETS) 2003
2002 GAMES/STARTS: 15/15
CAREER GAMES/STARTS: 68/61
DECEMBER 23, 1973
DALLAS, TEXAS

2002: Started 15 games for the New York Jets and finished the regular season with 95 tackles, two interceptions, six passes defended and a forced fumble. In two postseason games, tallied nine tackles and two interceptions. Had 13 tackles a pass defended and a forced fumble at Buffalo (9/8). Led the team with 11 tackles (nine solo) and recorded his 300th career tackle at Jacksonville (9/29). Intercepted first pass of the season, 11th career, versus Kansas City (10/6). Picked off second pass in as many games, versus Minnesota (10/20). Led the team with seven solo tackles versus Miami (11/10). Turned in a team-high 15 tackles at Oakland (12/2). Recorded his first postseason interception and returned it 24 yards versus Indianapolis (1/4/03). Registered second career postseason interception at Oakland (1/12/03).

PRO: Joined the Seahawks as an unrestricted free agent March 11, 2003, after spending the 2001 and 2002 seasons with the New York Jets. Spent 1997-2000 with the Tampa Bay Buccaneers, where picked up from the Philadelphia Eagles practice squad September 17, 1997. Originally selected in the fourth round of the 1997 draft by Philadelphia (119th overall).

1997: Inactive for Tampa Bay's final 13 regular season contests. **1998:** Played in seven games at free safety and on special teams and recorded 17 tackles. Season ended with a fractured forearm while blocking at New Orleans and was placed on injured reserve 10/27. **1999:** Earned the Bucs' starting free safety spot during training camp and went onto start all 16 regular season games and two playoff games. Recorded a career-high 92 tackles, 10 passes defended, two interceptions, two fumble recoveries, one forced fumble, one special teams tackle and added his first career reception (17 yards). Made first

career start in season opener versus New York Giants (9/12). Had career high 11 tackles at Green Bay (10/10). Had first two career interceptions, a fumble recovery and caught a 17-yard pass versus Green Bay (12/99). **2000:** Started all 16 regular season games and made 71 tackles and career-highs in interceptions (6), pass defended (11) and fumble recoveries (3). Had

six tackles, two pass defended and recorded his sixth interception of the season versus the Rams on Monday Night Football (12/18). **2001:** Started 14 contests and finished the regular season with 96 tackles, a fumble recovery, two passes defended and two interceptions. Made nine tackles and a key pass defense which led to an interception to secure the win versus Miami (10/14).

COLLEGE: Played in 44 games at Iowa, making 35 starts during his four-year career. Registered 276 tackles, 14 interceptions, 28 passes defended and two forced fumbles. Recorded 15 tackles and a fumble recovery in three bowl games. Ranks third on Iowa's all-time interception list. Earned first-team all-Big Ten honors as a senior. **PERSONAL:** Attended Dallas' Hillcrest High School where he was a Blue Chip All-America performer and was named one of the top 100 players in the state of Texas as a senior. He and his wife, Michele, have three daughters, Zoya, 5, Zariah, 3, and a new born, Zen.

OFF THE FIELD

Damien bowled with Jeremy Stevens in a benefit for the late and former Washington Husky football player, Curtis Williams.

DAMIEN ROBINSON'S SINGLE GAME HIGHS

Tackles: 15 vs. Oakland (12/2/02)

Interceptions: 2 vs. Green Bay (12/26/99)

Forced Fumbles: 1, twice (Last at Buffalo 9/8/02)

Fumble Recoveries: 1, 6 Times (Last vs. NY Giants 10/1/00)

ADDITIONAL STATISTICS

Receptions-Yards: (2-53); 1997 (0), 1998 (0), 1999 (1-17), 2000 (1-36).

Special Teams Tackles: (3); 1997 (0), 1998 (2), 1999 (1), 2000 (0).


D. ROBINSON'S NFL RECORD

Club	G/S	Tkl	Tackles		Sacks		Interceptions				TD	PD	FF	FR
			So	Ast	QB	Yds	No	Yds	Avg	LG				
1997 Tampa Bay	0/0	0	0	0	0.0	0.0	0	0	0.0	0	0	0	0	0
1998 Tampa Bay	7/0	17	6	11	0.0	0.0	0	0	0.0	0	0	0	0	0
1999 Tampa Bay	16/16	92	50	42	0.0	0.0	2	36	18.0	24	0	10	1	2
2000 Tampa Bay	16/16	71	51	20	0.0	0.0	6				0	11	0	3
2001 NY Jets	14/14	96	55	41	0.0	0.0	2				0	2	0	1
2002 NY Jets	15/15	95	67	28	.0	0.0	2	12	6.0		0	6	1	0
NFL TOTALS	68/61	371	229	142	0.0	0.0	12				0	29	2	6

POSTSEASON

Club	G/S	Tkl	Tackles		Sacks		Interceptions				TD	PD	FF	FR
			So	Ast	QB	Yds	No	Yds	Avg	LG				
1997 Tampa Bay	1A	0	0	0	0.0	0.0	0	0	0.0	0	0	0	0	0
1999 Tampa Bay	2/2	6	2	4	0.0	0.0	0	0	0.0	0	0	1	0	0
2000 Tampa Bay	1/1	4	3	1	0.0	0.0	0	0	0.0	0	0	0	0	0
2001 NY Jets	1/1	6	5	1	0.0	0.0	0	0	0.0	0	0	0	0	0
2002 NY Jets	2/2	9	5	4	0.0	0.0	2	24	12.0	24	0	0	0	0
NFL TOTALS	6/6	25	15	10	0.0	0.0	2	24	12.0	24	0	1	0	0

KOREN ROBINSON



WIDE RECEIVER

6-1 205

N.C. STATE

3RD NFL SEASON

3RD SEAHAWKS SEASON

1ST ROUND (A) 2001

2002 GAMES/STARTS: 16/16

CAREER GAMES/STARTS: 32/29

MARCH 19, 1980

BELMONT, NORTH CAROLINA

81

2002: One of four offensive starters to start all 16 games and led the club in receptions (78), receiving yards (1,240) and receiving touchdowns (5). Receiving yardage was second most in team history for a single season and became only the second Seahawks player besides Steve Largent (1,287) to surpass the 1,200-yard mark. Receptions were fourth-most in Seahawks history for a single season. Finished season second in the NFC (4th NFL) among receivers with at least 60 catches with a 15.9-yard average. Had five receptions for 82 yards versus Arizona (9/15). Posted two of the longest receiving plays in Seahawks history at St. Louis (10/20), two of three total catches. Scored first touchdown of the season on a 79-yard pass from Trent Dilfer in the second quarter, the eighth-longest connection in club history. Caught a team record 83-yard reception and took it to the Rams 2-yard line. Had 166 yards in the game, his first career 100-yard game. Posted second 100-yard receiving game with 100 yards on a career-high eight catches versus Washington (11/3). Led the team in receiving for the second straight week, fourth time in season, with seven catches for 96 yards at Arizona (11/10) and also rushed once for a

career-long 20 yards. Established career-high with 168 receiving yards on eight catches versus Kansas City (11/24), best NFL week 12 performance. Also had one touchdown in that game. Teamed with Matt Hasselbeck (362 yards) and Shaun Alexander (145 yards) to give Seattle a 300-yard passer, 100-yard rusher and 100-yard receiver for the first time since visiting San Diego September 15, 1985. Caught four passes for 85 yards and one touchdown at San Francisco (12/1). Had four receptions for 44 yards and a touchdown versus Philadelphia (12/8). Led team with career-high nine receptions for 143 yards, fourth career 100-yard game at Atlanta (12/15). Went over 1,000 yards for the

OFF THE FIELD

Koren sponsors a dolphin, Kona, in Florida's Key West. Koren provides care, food and shelter for the dolphin which is maintained by professional trainers.

season versus Falcons becoming only the fifth Seattle receiver to accomplish the feat. Tied career high with nine catches for 103 yards, his fifth career 100-yard game at San Diego (12/29). Five 100-yard games in one season rank second in Seahawks history, one behind Steve Largent's six 100-yard games (1979).

PRO: Selected with the ninth pick in the first round of the 2001 NFL draft. Robinson, who passed up his final two seasons of college eligibility, became just the second receiver taken in the first round by Seattle and first since Joey Galloway was selected eighth overall in 1995. He is the 27th wide receiver drafted by the Seahawks. Became the Seahawks highest draft choice since Shawn Springs was selected third overall and Walter Jones sixth overall in 1997. **2001:** Finished season third on the team with 39 receptions and third among rookie wide receivers in catches and fourth in yards with 536. Started first career game and caught one pass for 3 yards versus Philadelphia (9/23). Caught a career-high five passes for a career high 78 yards at Oakland (9/30). Caught two passes including his first touchdown catch of the season at Buffalo (11/18). Caught three balls for 58 yards with a career-long 42-yarder at New York Giants (12/23).

COLLEGE: Tied Torry Holt's all-time record with 14 100-yard games receiving, accomplishing the feat in just 22 games (Holt needed 41). Third on NCSU's career list with 15 touchdown catches, fourth in school annals with a 17.4-yard average per reception, fifth with 1,914 yards receiving and seventh with 110 receptions. Gained 560 yards on 24 kickoff returns and 312 yards with a pair of touchdowns on 28 punt returns. Added 110 yards on 28 carries, giving him 2,896 all-purpose yards for his career, the tenth-best total in Wolfpack history. All-American second-team and Biletnikoff semi-finalist as a sophomore at North Carolina State joining Torry Holt as the only players in school history to gain over 1,000 yards receiving in a season. Led the team with 62 receptions for 1,061 yards (17.1 avg.) and 13 touchdowns. Only Holt caught more passes (88 in 1998) in a season for the Wolfpack. Yards rank third on the school's season record list behind Holt (1,099 in 1997 and

1,604 in 1998). Set a school record with six consecutive 100-yard games and tied the season-record with eight games over the century mark. Also returned 20 kickoffs for 506 yards (25.3 avg.) and 14 punts for 218 yards and an ACC-leading 15.6 average. Led team in scoring with 84 points--the third-best mark in school history. His 1,880 all-purpose yards rank second in team record books. Led the ACC in all-purpose yardage (170.9 ypg) and receptions per game (5.6). Started the season with six consecutive 100-yard games. Had a season-high nine receptions versus Virginia for 121 yards. Set a school bowl record with 327 all-purpose yards in the MicronPC.com Bowl versus Minnesota. Totaled seven receptions for season-high 157 yards in that game with a 23-yard touchdown. Also scored on a 19-yard reverse and gained 151 yards on six kickoff returns. Named the Atlantic Coast conference Rookie of the Year as a freshman while garnering ACC Player of the Week honors versus Duke and Georgia Tech. Tied a career-high 10 receptions for 129 yards and a 40-yard touchdown versus Duke. Posted the team's longest play from scrimmage for the season, a 70-yard touchdown catch, hauling in five passes for a career-high 168 yards. Closed out the season tying a career-high catching 10 passes versus East Carolina. Redshirted his first season with the Wolfpack.

PERSONAL: Named the Gaston Gazette's offen-

MOST YARDS RECEIVING, SEASON

1,287	Steve Largent	1985
1,240	Koren Robinson	2002
1,237	Steve Largent	1979

sive Player of the Year and ranked the state's No. 41 prospect by the Fayetteville Observer-Times as a tailback at South Point (N.C.) High. Rushed for 1,700 yards and 22 touchdowns as a senior, including a career-best performance of 389 yards and three touchdowns as a junior. Also rushed for 222 yards and three touchdowns as a senior. Rushed for 893 total yards and 12 touchdowns, earning All-Southwest 3-A Conference honors as a defensive back.

K. ROBINSON'S NFL RECORD

Club	G/S	Receiving				LG	TD	Rushing			
		No	Yds	Avg	TD			Att	Yds	Avg	TD
2001 Seattle	16/13	39	536	13.7	42	1	4	13	3.3	0	
2002 Seattle	16/16	78	1,240	15.9	83	5	11	63	5.7	0	
NFL TOTALS	32/29	117	1776	14.8	83	6	15	76	4.5	0	

SINGLE GAME HIGHS

Most Receptions: 9 twice, at Atlanta (12/15/02) and at San Diego (12/29/02)


Most Yards: 168 vs. Kansas City (11/24/02)

Longest Reception: 83 at St. Louis (10/20/02)

Most Touchdowns: 1 six times, last time at San Diego (12/29/02)

Longest Touchdown: 79 at St. Louis (10/20/02)

ANTHONY SIMMONS



LINEBACKER
6-0 240

CLEMSON

6TH NFL SEASON

6TH SEAHAWKS SEASON

1ST ROUND 1998

2002 GAMES/STARTS: 7/7

CAREER GAMES/STARTS: 66/59

JUNE 6, 1976

SPARTANBURG, S.C.

51

2002: Helped Seahawks to a 4-2 record after returning from and ankle injury suffered on the season's opening drive at Oakland (9/8). Inactive for following nine games. Returned to the starting lineup and tied Reggie Tongue for the team-lead with eight tackles versus Kansas City (11/24). Collected eight tackles (six solo) and first sack of the season, seventh career, at San Francisco (12/1). Posted six tackles and tallied first interception of the season, fourth career, returning it 4 yards versus Philadelphia (12/8). Led team in tackles for the second time with seven solo stops at Atlanta (12/15), helping hold the elusive Michael Vick to only 40 yards rushing. Led the team for the third time in tackles with 11 versus St. Louis (12/22), 17th career double-digit tackle game. Also forced fifth-career fumble (Trung Canidate). Added second interception of the season that led to a Shaun Alexander score and a 20-3 lead.

PRO: Drafted with the 15th selection in the first-round of the 1998 draft. One of the fastest linebackers in the '98 draft. Possesses incredible burst and recovery speed, and the ability to pursue from sideline-to-sideline. Can play inside linebacker, but is best suited to the outside, where he excelled in 2000. **1998:** Played 11 games with four starts at outside linebacker. Suffered a knee injury in the preseason, and was inactive for season opener at Philadelphia (9/6), and versus Arizona (9/13). Saw first action of career vs. Washington (9/20). Played mostly on special teams, until the fourth quarter when he played outside linebacker. Saw limited action at outside linebacker at Pittsburgh (9/27) and recorded his first career tackle. Saw action on special teams at Kansas City (10/4) and vs. Denver (10/11). Saw action at outside linebacker versus Kansas City (11/8) and had five tackles. Made first career start at Oakland (11/15) and recorded 10 tackles. Started for outside linebacker Darrin Smith (ankle). Saw action at outside linebacker when middle linebacker Dean Wells missed parts of the second quarter at Dallas (11/22) and Smith moved inside. Started at

outside linebacker vs. Tennessee (11/29) and finished with six tackles. Intercepted Vinny Testaverde at the N.Y. Jets (12/6) and returned it 36 yards for a touchdown, his first career score. Saw limited action on defense versus San Diego (12/13). Started at outside linebacker for Smith (knee) at Denver (12/27) and finished with a season-high 11 tackles. **1999:** Started all 16 games at middle linebacker, finishing tied for third on the team with 90 tackles. Made first NFL start at middle linebacker versus Detroit (9/12). Registered eight tackles (five solo) at Oakland (10/3). Recorded team-high 11 tackles (10 solo) versus Denver (11/14) and finished second two weeks later with 10 stops versus Tampa Bay (11/28). Led team with career-high 15 tackles versus San Diego

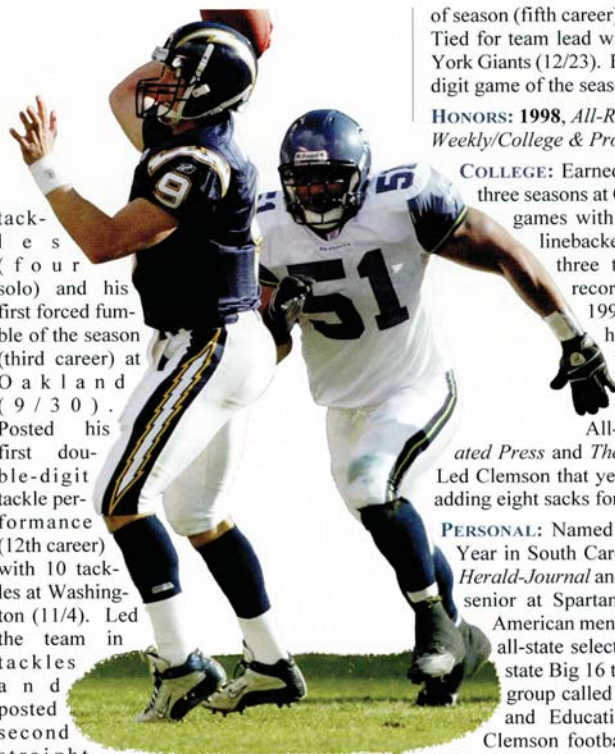
OFF THE FIELD

Anthony served as the team spokesman for the Seahawks Annual Blood Drive at Seahawks Stadium.

(12/12). **2000:** Moved to outside linebacker and led the team with a career-high 147 tackles (119 solo), good for third all-time in team history and 2nd in the AFC (4th NFL). Led the team in tackles eight times and four of the last five games. Posted seven double-digit tackle games, giving him 11 for his career, including a career-high tying, 15-tackle performance versus Denver (11/26). He collected 26 tackles (21 solo) facing Denver this season. Recorded his first career sack (0 yards) at Miami (9/3) and finished with four sacks (21 yards) for the year. Collected one sack versus Denver (11/26) and at Atlanta (12/3) that resulted in fumbles recovered by Michael Sinclair. Sinclair took Denver's fumble 63 yards for a score. Tallied interceptions in back-to-back weeks versus Kansas City (10/29) and versus San Diego (11/5). **2001:** Led the team with 123 tackles (103 solo) and paced the team in tackles six times for the season. Led the team with nine solo tackles versus Cleveland (9/9). Posted five

tackles (four solo) and his first forced fumble of the season (third career) at Oakland (9/30). Posted his first double-digit tackle performance (12th career) with 10 tackles at Washington (11/4). Led the team in tackles and posted second straight

double-digit tackle performance, collecting 11 tackles and second forced fumble (fourth career) versus Oakland (11/11). Led the team for a third straight week, along with third straight double-digit tackle game with 10, at Buffalo (11/18). led the team with 13 tackles, along with first sack



of season (fifth career) versus San Diego (12/2). Tied for team lead with 10 tackles at the New York Giants (12/23). Effort marked fifth double-digit game of the season (16th career).

HONORS: 1998, All-Rookie Team, Pro Football Weekly/College & Pro Football Weekly.

COLLEGE: Earned All-America honors all three seasons at Clemson while playing 33 games with 23 starts at weak inside linebacker. Led the team in tackles three times, including a team record 178 as a sophomore in 1996. Ranks third in school history with 486 career tackles. Recorded 19 or more tackles three times for the Tigers. First team All-American by the *Associated Press* and *The Sporting News* in 1997. Led Clemson that year with 158 tackles while adding eight sacks for 57 yards.

PERSONAL: Named Defensive Player of the Year in South Carolina by the *Spartanburg Herald-Journal* and the *Greenville News* as a senior at Spartanburg High. Earned All-American mention as a senior. Two-time all-state selection. Led the team to the state Big 16 title as a senior. Created a group called Life (Leaders in Football and Education) Line, consisting of Clemson football players, that spoke to children throughout South Carolina and the Atlantic Coast Conference on the importance of education and staying away from drugs. Extensively involved in youth programs in his hometown of Spartanburg, S.C. Earned a degree in Marketing. Has one daughter, Shatearia, and lives in Spartanburg.

SIMMONS' NFL RECORD

Club	G/S	Tackles			Sacks		Interceptions					LG	TD	PD	FF	FR
		Tkl	So	Ast	QB	Yds	No	Yds	Avg	LG						
1998 Seattle	11/4	41	31	10	0.0	0.0	1	36	36.0	36t	1	2	0	0	0	0
1999 Seattle	16/16	90	55	35	0.0	0.0	0	0	0.0	0	0	3	0	0	0	0
2000 Seattle	16/16	147	119	28	4.0	21.0	2	15	7.5	8	0	2	2	2	0	0
2001 Seattle	16/16	123	103	20	2.0	16.0	0	0	0	0	0	7	2	2	0	0
2002 Seattle	7/7	46	35	11	1.0	7.0	2	19	9.5	15	0	2	1	0	0	0
NFL TOTALS	66/59	447	343	104	7.0	44.0	5	70	14.0	36t	1	16	5	0	0	0

POSTSEASON

Club	G/S	Tackles			Sacks		Interceptions					LG	TD	PD	FF	FR
		Tkl	So	Ast	QB	Yds	No	Yds	Avg	LG						
1999 Seattle	1/1	3	2	1	0.0	0.0	0	0	0.0	0	0	0	0	0	0	0
NFL TOTALS	1/1	3	2	1	0.0	0.0	0	0	0.0	0	0	0	0	0	0	0

SINGLE GAME HIGHS


Tackles: 15, 2 Times (Last vs. Denver, 11/26/00)
Sacks: 1.0, 7 Times (Last at San Francisco 12/1/02)
Interceptions: 1, 5 Times (Last vs. St. Louis 12/22/02)

Forced Fumbles: 1, 5 Times (Last vs St. Louis 12/22/02)
Fumble Recoveries: None
Touchdowns: 1 (int.), at New York Jets (12/6/98)

ADDITIONAL STATISTICS

Special Teams Tackles: 1998 (2); 1999 (2); 2000 (0); Career (4).

SHAWN SPRINGS



CORNERBACK
6-0 204

24

OHIO STATE

7TH NFL SEASON

7TH SEAHAWKS SEASON

1ST ROUND (A) 1997

2002 GAMES/STARTS: 15/15

CAREER GAMES/STARTS: 81/80

MARCH 11, 1975

SILVER SPRINGS, MARYLAND

2002: Tied Ken Lucas for team-lead with 12 passes defended to go along with 59 total tackles and three interceptions. Posted four tackles and picked up fourth-career fumble recovery and returned in 71 yards at Oakland (9/8), the third longest fumble return in Seahawks history. Posted five tackles before leaving the game late in the third quarter (foot) at New York Giants (9/22). Declared inactive (foot) versus Minnesota (9/29), before returning to collect six tackles at St. Louis (10/20). Tallied three tackles and two passes defended, with one coming in the endzone on a fourth-and-1 play at Dallas (10/27). Had three tackles and first interception of the season that ended the first half at Arizona (11/10). Had six solo stops and an interception for the second straight game versus Denver (11/17). Posted season-high seven stops versus St. Louis (12/22). Had four solo tackles and three passes defended, including his third interception, in the season finale at San Diego (12/29).

PRO: Selected with the third overall pick in the 1997 draft. The first of two first-round picks by the Seahawks (Walter Jones sixth overall). Seattle had acquired the choice from the Atlanta Falcons on March 28, along with a third-round pick for first (11th overall), second, third, and fourth-round choices. Seattle had acquired the 11th overall pick from the Chicago Bears for quarterback Rick Mirer on February 18, 1997. **1997:** Started ten games at right cornerback. Missed six games with a broken right thumb suffered at Denver (11/2). Finished third on the team with eight tackles in first NFL game against the Jets (8/31). Recorded his first career interception versus Tennessee (10/5). Forced a fumble versus Oakland (10/26). Broke his thumb early at Denver (11/2), but continued to play throughout the game. Returned to start in the season finale victory over San Francisco (12/21). **1998:** Started all 16 games at cornerback. Voted to the AFC Pro Bowl squad. Finished fourth in the AFC with seven interceptions. Scored the Seahawks first touchdown of the season with a 42-yard interception return in a 38-0 victory over the Eagles (9/6). Recorded three passes defended while the

defense limited Philadelphia to just 174 yards of total offense. Teamed with cornerback Willie Williams to hold the Eagles' receivers to just four catches on the day. Followed-up that performance with a 56-yard interception return for a touchdown on the second week of the season versus Arizona (9/13). Established a career-high with 13 tackles at San Diego (10/25). Registered his first career multi-interception game versus San Diego (12/13). Scored third touchdown of the season on a 14-yard fumble return, his first career recovery, versus Indianapolis (12/20). Tied the team record for interception return touchdowns in a

season, with John Harris (1981), Kenny Easley (1984), Dave Brown (1984) and Keith Simpson (1984). Led the team with 21 passes defended. **1999:** Started all 16 games at left cornerback earning various

All-Pro honors while tying team lead with five interceptions. Totaled 73 tackles, on the season, just two off his career mark. Set career high with 63 solo stops. Had 14 passes defended and second career fumble recovery at Chicago (9/19). Totaled four tackles at Pittsburgh (9/26) and first interception of season which he returned 42 yards. Also had two passes defended. Most superb game of the season came on ABC's Monday Night Football at Green Bay (11/1), which he was named the AFC's Defensive Player of the Week. Totaled five tackles (five solo), three passes defended and had second career multi-interception game with two off of Brett Favre. First interception was in the endzone that halted a Packers scoring threat. Also returned a blocked field goal by Lamar King 61 yards for a touchdown, marking his fourth career touchdown. Led team with nine tackles (eight solo) at Kansas City

OFF THE FIELD

Shawn attended graduation at The Ohio State University this summer to receive his diploma for a Bachelor of Science degree in Sociology.

(11/21) and tied for team lead with 10 (nine solo) at Oakland (12/5). Had interceptions at Denver (12/19) and versus Kansas City (12/26). **2000:** Started all 16 games and concluded the season starting his 49th consecutive game vs. Buffalo (12/23), tying (Willie Williams) for the team-lead with eight tackles (six solo). Finished fifth on the team with a career-high 85 stops and led the team in tackles twice, including a season-high 10 solo tackles at Jacksonville (11/12). Intercepted his first pass at San Diego (9/24) off Ryan Leaf and his second of the year came vs. Denver (11/26), returning it 8 yards. Tied (Jay Bellamy, Robert Blackmon) for eighth-place on Seattle's all-time interception list with 15 career picks. Made his only forced fumble of the season at Denver (12/10), stripping KaRon Coleman at the goal line. It was his first forced fumble since 10/4/98 at Kansas City (40 games). Tied a career-high with three special teams tackles. Springs' high school teacher, Joyce Amatucci, was named NFL Teacher of the Year thanks to his nomination. The Springbrook High School (Silver Spring, MD.) teacher received a \$5,000 grant, was honored during a pregame ceremony at the 2001 Pro Bowl and the school received \$10,000. **2001:** Played in a total of eight games while starting seven. Missed the first three games with hamstring injury, but returned to start the next seven ballgames at the left corner position. Had four tackles and only interception of the season (16th career) versus Denver (10/14). Posted a season-high seven stops and one pass defended to go along with a fumble recovery at Buffalo (11/18). Recorded five solo stops versus Kansas City (11/25). Missed four games (weeks 12-15) due to suspension related to substance abuse policy. Was exempt from the roster next to last game of season at San Diego (12/30) and played in finale

versus Kansas City (1/6).

HONORS: 1998, AFC Pro Bowl Squad, 1999, Sports Illustrated All-Pro Team, College & Pro Football Newsweekly All-Pro Team, Football News All-AFC Team.

COLLEGE: Started all 37 games over his final three seasons after redshirting in 1993. First-team All-Big 10 Conference as a sophomore and junior. All-conference all-academic pick. Big Ten Defensive Player of the Year in 1996 as selected by the conference coaches despite not having an interception. Finished that season with 39 tackles and a team-leading 15 passes defended. Had four passes defended in a 17-16 win over Arizona State in the Rose Bowl. Returned 17 punts for an 11.2 yard average. Sophomore All-America pick in 1995 by *Girdiron Report*. Led team with five interceptions and added 52 tackles. Averaged 26.8 yards on 11 kickoff returns, including a 97-yard touchdown versus Boston College in the Kickoff Classic. Freshman All-America in 1994 as chosen by *Football News*. Recorded 61 tackles and one interception. Finished his career with 152 tackles, six interceptions and five tackles for loss. Averaged 25.2 yards on 20 kickoff returns with one touchdown and 9.5 yards on 27 punt returns. Majored in Business.

PERSONAL: All-state choice at Springbrook High School in Silver Spring, Md. Played both cornerback and tailback in football and ran sprints, relays and the long jump. His father, Ron, was a running back at Ohio State from 1976-78, and played in the NFL with the Dallas Cowboys from 1979-84. Shawn Springs was born in Williamsburg, Va. Lives in Columbus, Ohio. Has twin boys, Samari and Skylar (9/15/98).

SPRINGS' NFL RECORD

Club	G/S	Tackles			Sacks		Interceptions							
		Tkl	So	Ast	QB	Yds	No	Yds	Avg	LG	TD	PD	FF	FR
1997 Seattle	10/10	38	34	4	0.0	0.0	1	0	0.0	0	0	6	1	0
1998 Seattle	16/16	75	61	14	0.0	0.0	7	142	20.2	56t	2	21	1	1t
1999 Seattle	16/16	73	63	10	0.0	0.0	5	77	15.2	42	0	15	0	1
2000 Seattle	16/16	85	72	13	0.0	0.0	2	8	4.0	8	0	14	1	0
2001 Seattle	8/7	20	16	4	0.0	0.0	1	0	0.0	0	0	4	0	1
2002 Seattle	15/15	59	54	5	0.0	0.0	3	0	0.0	0	0	12	0	1
NFL TOTALS	81/80	350	300	50	0.0	0.0	19	227	14.2	56t	2	72	3	4

POSTSEASON

Club	G/S	Tackles			Sacks		Interceptions							
		Tkl	So	Ast	QB	Yds	No	Yds	Avg	LG	TD	PD	FF	FR
1999 Seattle	1/1	6	6	0	0.0	0.0	0	0	0.0	0	0	0	0	0
NFL TOTALS	1/1	6	6	0	0.0	0.0	0	0	0.0	0	0	0	0	0

SINGLE GAME HIGHS

Tackles: 13, at San Diego (10/25/98)

Sacks: None

Interceptions: 2, 2 Times (Last at Green Bay, 11/1/99)

Forced Fumbles: 1, 3 Times (Last at Denver, 12/10/00)

Fumble Recoveries: 1, 4 Times (Last at Oakland 9/8/02)

Touchdowns: 1, 4 Times (Last at Green Bay, 11/1/99)


Interceptions for TDs: 1, 2 Times (Last vs. Arizona, 9/13/98)

Longest Interception Return: 56t, vs. Arizona (9/13/98)

ADDITIONAL STATISTICS

Special Teams Tackles: 1997 (0); 1998 (2); 1999 (3); 2000 (3); **Career:** (8).

JERRAMY STEVENS



TIGHT END
6-7 260

86

WASHINGTON
2ND NFL SEASON
2ND SEAHAWKS SEASON
1ST ROUND (A) 2002
2002 GAMES/STARTS: 12/1
CAREER GAMES/STARTS: 12/1
NOVEMBER 13, 1979
OLYMPIA, WASHINGTON

2002: Saw action in 12 games with one start en route to setting franchise receiving marks for a rookie tight end with 26 catches, 252 yards and three touchdowns. Made NFL debut at Oakland (9/8), and had three receptions for 18 yards. Started first career game and caught one pass for 10 yards versus Minnesota (9/29), but left game in the second quarter (ankle). Declared inactive the next four games. Returned from ankle injury to play in two tight end sets at Arizona (11/10). Caught two passes, including his first career touchdown, a 6-yarder from Matt Hasselbeck-versus Kansas City (11/24). Had three catches for 32 yards that included second touchdown pass of the season, an 11-yarder, versus Philadelphia (12/8). Also had three catches for 19 yards, including his third touchdown catch in four games, at Atlanta (12/15). Tied Darrell Jackson and Koren Robinson for team-lead with a career-high four receptions and career-high 70 yards, including a career-long of 29, versus St. Louis (12/22). Tied career-high four receptions for 22 yards at San Diego (12/29).

PRO: Local product chosen with the 28th overall pick in the first-round of the 2002 NFL Draft, becoming the highest tight end ever selected by the club and 13th in its 26-year history. Established franchise records for rookie tight end with 26 catches, 252 yards and three touchdowns in 2002 seeing action in just 12 games.

COLLEGE: Entered the draft as a redshirt junior and left the University of Washington ranking third in catches among tight ends (74) and fourth among tight ends in receiving yards (953). Only Rod Jones and Mark Bruener had more career receptions. Started 22 of the 27 games he appeared in and was a semifinalist for the 2000 John Mackey Award, given to the nation's top tight end. Follows in the footsteps of former Husky tight ends in to the NFL; Aaron Pierce, Eric Bjornson, Mark Bruener, Ernie Conwell, Cam Cleeland and Jeremy Brigham. Entered junior campaign as a preseason All-American and John Mackey Award favorite, given to the nation's top tight end. Season cut short due to a broken left foot suffered vs. Idaho. Played in five games, starting vs. Idaho and in the season

finale at Miami, and recorded 10 receptions for 88 yards. Tallied a career-high, and set a school bowl-game record, with nine receptions for 109 yards vs. Texas in the 2001 Holiday Bowl with one score. As a sophomore, recorded the best tight end output in Husky history setting a school record with 43 catches for 600 yards with three touchdowns while starting all 11 games. Named All-American second-team by Gannett News Service, College Football News and Football News. All-Pac-10 Conference second-team selection by coaches and media while Football News named him first-team All-

OFF THE FIELD

Jerramy hosted a bowling tournament to raise money for the Curtis Williams Foundation. Williams was a former Husky teammate who passed away.

Pac-10. Co-winner of KOMO 1000's Most Outstanding Offensive Player award. Eclipsed the 100-yard mark for the first time with 102 yards on seven receptions at Colorado. Holds school record with eight catches, good for 93 yards vs. Arizona and caught five passes for 51 yards in the team's 2001 Rose Bowl win over Purdue. Played in all 11 games as a redshirt freshman, starting nine, while hauling in 21 passes for 265 yards and four scores. His 21 receptions were the most ever by a freshman tight end. Earned Freshman All-American second-team honors by The Sporting News and an All-Pac-10 Freshman team choice by the Seattle P-I. Redshirted the year and spent the first part of the season as scout squad quarterback before converting to tight end. **PERSONAL:** Top quarterback prospect out of Olympia's River Ridge High where he passed for 1,497 yards and 15 touchdowns as a senior, including 17 catches for 242 yards and three scores. Also played basketball and ran track. Parents are Fran and Bob. Has one brother and two sisters. Sister, Jameka, played volleyball at the University of Hawaii. Earned a degree in American Ethnic Studies.

STEVENS' NFL RECORD

	Club	G/S	Receiving			LG	TD
			No	Yds	Avg		
2002	Seattle	12/1	26	252	9.7	29	3
NFL TOTALS		12/1	26	252	9.7	29	3

SINGLE GAME HIGHS


Most Receptions: 4, twice, vs. St. Louis (12/22/02) and at San Diego (12/29/02)

Most Yards: 70 vs. St. Louis (12/22/02)

Longest Reception: 29 at Atlanta (12/15/02)

Most Touchdowns: 1, 3 times, last at Atlanta (12/15/02)

Longest Touchdown: 11 yards vs. Philadelphia (12/8/02)



MACK STRONG

FULLBACK

6-0 245

GEORGIA

11TH NFL SEASON

11TH SEAHAWKS SEASON

FREE AGENT 1993

2002 GAMES/STARTS: 16/12

CAREER GAMES/STARTS: 132/68

SEPTEMBER 11, 1971

COLUMBUS, GEORGIA

38

2002: Played in all 16 games with 12 starts at fullback. Had 23 rushing attempts, second-most of career, for 94 yards with 22 receptions for 120 yards and two touchdowns. Started and had two receptions for 9 yards, including first touchdown of the season, ninth of career and first since 12/16/00 (21 games) versus San Francisco (10/14). Rushed twice for 5 yards and caught one touchdown pass for 2 yards versus Kansas City (11/24). The reception was the 10th touchdown catch of career, and the most since he had two in 1998. Carried the ball five consecutive times in overtime to set up Rian Lindell's game winning field goal at San Diego (12/29).

PRO: Signed with the Seahawks as a free agent in 1993 and has worked into the starting job at fullback, until 1999 when he was used primarily on special teams and reserve in the offensive backfield. Scored the game-winning touchdown against Tampa Bay with 42 seconds left and tied a team record for a running back with two touchdown receptions at Arizona in 1995. Has 76 special teams tackles, including a team-leading 19 in 1995. **1993:** Spent the entire season on the practice squad after signing as a free agent on 4/29. **1994:** Played the last eight games as a reserve fullback and running back. Inactive the first eight games. Made his first appearance on offense against Tampa Bay and scored the game-winning touchdown with 42 seconds remaining in a 22-21 win. Started at running back against the Colts. Scored the eventual game-winning

touchdown on a 13-yard run in a 16-14 win at Houston. Finished the season with 114 yards on 27 carries and three receptions. Added 11 special teams tackles. **1995:** Played 16 games, starting two. Scored four touchdowns, three receiving and one rushing. Two of his touchdown receptions came at Arizona, equaling the franchise record for a running back. Started at fullback at Jacksonville and rushed for a score. Led the team with 19 special teams tackles. **1996:** Played 14


games, starting eight. Missed two games with a knee injury. Caught nine passes for 78 yards and rushed five times for 8 yards. Added nine tackles on special teams. **1997:** Played in all 16 games with 11 starts. Did not start

five games when the team opened in multiple wide receiver sets. Primarily used as the lead blocker, but did pick up three first downs on only four carries. Scored on a 5-yard touchdown pass versus the San Diego Chargers (9/21). Caught a 4-yard touchdown pass at Denver (11/2). **1998:** Starting fullback. Caught two passes for 13 yards, including an 11-yard TD at Philadelphia

OFF THE FIELD

After being awarded the Steve Largent Award for the second consecutive season, Mack became the first two-time recipient of the award given the Seahawks player who best exemplifies the spirit, dedication and integrity of the franchise.

(9/6). Led the team with two special teams tackles and added 14 yards on three carries. Scored in his second consecutive game on a 4-yard pass in a victory over Arizona (9/13). Led the team with two special teams tackles. Guided the way for Ricky Watters' 136 yards rushing. Caught two passes for 11 yards and carried the ball twice for 2 yards versus Denver (1/11). Did not start at San Diego (10/25), when he was dinged on the opening kickoff but returned to play. Did not start versus Oakland (11/1), when the team opened with three wide receiver set. Started versus Indianapolis (12/20), and helped block for Watters' career-high 178-yard rushing effort. Rushed once for 6 yards and caught one pass for 9 yards at Denver (12/27). 1999: Saw action in 14 games starting one. Used primarily on special teams and as a reserve blocking back on offense. Posted second highest career special teams tackle total with 12. Only rushing attempt came at San Diego (10/17) for no yards and only pass reception was versus San Diego (12/12) for 5 yards. Start came versus Denver (11/14). 2000: Assumed starting fullback duties week two versus St. Louis (9/10), and recorded two receptions for 17 yards and one rush for 1 yard. Returned one kickoff for 26 yards versus Indianapolis. His return yards, added to Charlie Rogers' 198 and Fabien Bowens' 44 yards, set a single-game record with 268 for most kickoff return yards, breaking a 24-year old mark of 251 set versus New Orleans, November 21, 1976. Helped Ricky Watters gain 1,242 yards this season as his lead blocker. Recorded a season-high three catches three times, versus New Orleans (9/17), at Atlanta (12/3) and versus Oakland (12/16). In that Raiders game, he caught his first touchdown pass, a 13-yarder from Jon Kitna, since 9/13/98 vs. Arizona (44 games), to put the Seahawks on the board first. Set a career-high with 23 receptions for 141 yards and recorded one special teams tackle. 2001: Appeared in 16 games with



13 starts. Started at fullback and tied a career-high with four receptions for 20 yards versus Cleveland (9/9). Started and helped block for Shaun Alexander's 266-yard rushing performance (fourth-best in NFL history) as well as Seattle's team-record 319-yard rushing night versus Oakland (11/11). Started and rushed twice for 6 yards and caught two passes for 21 yards, including a 20-yarder versus San Diego (12/2). Also had one special teams tackle. Rushed a season-high four times with a long of 6 versus Dallas (12/16). Caught a career-best 35 yards in the fourth quarter at New York (12/23) versus the Giants.

COLLEGE: Four-year letterman and two-year starter. Offensive team captain as a senior. Rushed for a single-season high 358 yards on 63 carries, a 5.7 yard average, and three scores in 1992. Finished his career with 812 yards on 195 carries, a 4.2 average, and nine scores. Had six touchdowns on 67 carries in 1991. Added 35 career receptions for 400 yards, an 11.4 average, and one score. Sociology major.

PERSONAL: Football, basketball, and track letterman at Brookstone High School in Columbus, Ga. Rushed for 4,414 yards and 83 touchdowns. Lives in Kirkland, Wash., with his wife Zoe (3/8/98), and son Isaiah (10/17/01).

STRONG'S NFL RECORD

	Club	G/S	Rushing					Receiving				
			Att	Yds	Avg	LG	TD	No	Yds	Avg	LG	TD
1993	Seattle		Practice Squad									
1994	Seattle	8/1	27	114	4.2	14	2	3	3	1.0	5	0
1995	Seattle	16/2	8	23	2.9	9	1	12	117	9.8	25	3
1996	Seattle	14/8	5	8	1.6	4	0	9	78	8.7	20	0
1997	Seattle	16/11	4	8	2.0	6	0	13	91	7.0	20	2
1998	Seattle	16/7	15	47	3.1	9	0	8	48	6.0	11	2
1999	Seattle	14/1	1	0	0.0	0	0	1	5	5.0	5	0
2000	Seattle	16/13	3	9	3.0	4	0	23	141	6.1	24	1
2001	Seattle	16/13	17	55	3.2	14	0	17	141	8.3	35	0
2002	Seattle	16/12	23	94	4.1	9	0	22	120	5.5	12	2
NFL TOTALS 132/68			103	358	3.5	14	3	108	744	6.9	35	10

POSTSEASON

	Club	G/S	Rushing					Receiving				
			Att	Yds	Avg	LG	TD	No	Yds	Avg	LG	TD
1999	Seattle	1/0	0	0	0.0	0	0	0	0	0.0	0	0
NFL TOTALS 1/0			0	0	0.0	0	0	0	0	0.0	0	0

STRONG'S SINGLE GAME HIGHS

Rushes: 10, at Houston (12/11/94)

Yards: 44, at Houston (12/11/94)

Longest: 14, vs. Indianapolis (12/4/94)

TD: 1, 3 Times (Last at Jacksonville, 11/12/95)

Receptions: 4, twice (Last at Cleveland 9/9/01)


Yards: 42, at Arizona (10/29/95)

Longest: 35, vs. New York Giants (12/23/01)

TD: 2, at Arizona (10/29/95)

ADDITIONAL STATISTICS

Special Teams Tackles: 1994 (11); 1995 (19); 1996 (9); 1997 (10); 1998 (10); 1999 (12); 2000 (1); 2001 (3); 2002 (1) Career (76). Returned 10 kickoffs for 177 yds. (17.7 avg.) with a long of 30.



CHRIS TERRY

TACKLE

6-5 295

GEORGIA

5TH NFL SEASON

2ND SEAHAWKS SEASON

WAIVERS (CAROLINA 2002)

2002 GAMES/STARTS: 15/15

CAREER GAMES/STARTS: 62/62

AUGUST 8, 1975

JACKSONVILLE, FLORIDA

72

2002: Started the first 10 games for the Panthers before being claimed off waivers by the Seahawks November 19. Declared inactive, missing only the second game of his career versus Kansas City (11/24). Started at right tackle at San Francisco (12/1) in place of Floyd Womack (ankle), and continued to start the rest of the season at right tackle. Helped solidify an offensive line that allowed just 33 sacks, lowest total since allowing 29 in 1988. Also helped club total franchise-record 5,818 yards and most 500-yard games in one season (3).

Pro: Claimed by the Seahawks November 19, 2002, after being released by Carolina Panthers

where he spent the first four years of career. Was originally drafted in the second round of the 1999 draft from Georgia. Fixture at right tackle for Carolina and was a part of a vastly

improved offensive line last season that established a team record for fewest sacks allowed in a season and ranked eighth in the league in sacks allowed per pass attempt. Only missed two games in four NFL seasons. 1999: Only Panthers rookie to start all 16 games. Consensus all-rookie selection at right tackle. Helped offensive compile a team record 483 yards at Washington (10/3) and helped the offensive unit gain 452 total yards versus San Francisco (12/18).

2000: Started all 16 games at right tackle for second straight season. Helped the offense total 450 net yards at San Francisco (9/10), the third highest total in team history, as well as 447 yards versus Seattle (10/8). Contributed to a 117-yard rushing performance by Brad Hoover versus Green Bay (11/27). 2001: Started 15 games for Carolina at right tackle on an offensive line that set team record for fewest sacks allowed in a season (31). Ranked eighth in the NFL in sacks per pass attempt after finishing last in the category in 2000. The offensive front held opponents without a sack in three games and allowed no more than one sack in nine games. Injured left heel caused him to miss first NFL start versus San Francisco (11/18), ending a string of 41 consecutive starts. Contributed on an offensive line that did not allow a sack for the second game of the season at Buffalo (12/9) and helped quarterback Chris Weinke record his first career 300-yard passing game versus St. Louis (12/23). The offensive line recorded its third sackless game of the season versus Arizona (12/30). Aided Richard Huntley in rushing for a team-record 168 yards versus New England (1/6) in the season finale.

COLLEGE: Converted from defensive end to right tackle following his sophomore year and started every game in final two seasons. Second All-America selection and first team All-SEC honoree as a senior (1998). Helped Bulldogs average more than 400 yards of offense per game. As a junior, helped Georgia finish second in the SEC in rushing offense, third in total offense and fourth in scoring. Played strongside defensive end as a sophomore. Recorded 17 tackles and three pass deflections along with a sack. Redshirt freshman, accounted for seven

OFF THE FIELD

Chris participated in the Hometown Huddle with his Carolina Panther teammates while in Charlotte. He plans to do the same with the Seahawks.


tackles and two tackles for loss in six games. Majored in sociology.

PERSONAL: Graduate of Jean Ribault HS in Jacksonville, Fla. Named *Florida Times-Union* Area Defensive Player of the Year as a senior.

Three-year starter on the defensive line, recording 93 tackles and 11 sacks. Earned all-area honors in basketball. He and his wife, Nyquell, have a daughter, Nyah (8/24/98), and a son, London (7/21/00).

C. TERRY'S NFL RECORD

Year	Team	—	GP/GS	Postseason	Year	Team	—	GP/GS	Postseason
1999	Carolina	—	16/16		2001	Carolina	—	15/15	
2000	Carolina	—	16/16		2002	Car/Seattle	—	15/15	
					NFL TOTALS — 62/62				



TIM TERRY

59

LINEBACKER
6-2 240

TEMPLE

5TH NFL SEASON

4TH SEAHAWKS SEASON

FREE AGENT 2000

2002 GAMES/STARTS: 16/8

CAREER GAMES/STARTS: 43/8

JULY 26, 1974

HEMPSTEAD, N.Y.

2002: Played in all 16 games and started eight at outside linebacker. Took over as the starter for Chad Brown (broken foot) final eight games of season and finished season with 42 total tackles, a sack, pass defended, forced fumble and fumble recovery. Also a key member of club's special teams coverage units where totaled eight tackles. Led the team with a career-high five special teams tackles, two of which forced fumbles in the second quarter on back-to-back kickoffs versus Minnesota (9/29). The fumbles were recovered by Reggie Tongue and Alex Bannister, respectively, and led to two Shaun Alexander touchdown runs and a 38-10 lead at halftime. Took over for Brown (broken foot) in the second quarter versus Washington (11/3). Made first career start at Arizona (11/10) and finished third on the team with six tackles and picked up first career fumble in the fourth quarter that led Seattle on a 15-play drive that ended the game. Collected a career-high seven tackles (five solo) at San Francisco (12/1). Posted four tackles versus St. Louis (12/22) and first sack of the season that forced a fumble late in the fourth quarter that sealed the win.

PRO: Went to training camp with the Kansas City Chiefs in 2000, but was released following camp. Signed to Seattle's practice squad on August 30, 2000, before signing to the active roster on November 10. Originally signed as an undrafted free agent by Cincinnati April 25, 1997. 1997: Was active for six games for Cincinnati and played in five games. Recorded three stops and five special teams tackles. 1998: Went

to camp with the Bengals and was released before the start of the season; however, he was signed to Bengals practice squad on December 15 for the final two weeks of the season. 1999: Went to training camp with the Kansas City Chiefs, but was released before the start of the season. Signed with the Hamilton Tiger-Cats of the Canadian Football League and saw action in the last five regular season games and played in three postseason contests totaling 15 tackles and one sack during the regular season. Had 11 tackles and one sack in the club's first two playoff games and had two stops and a fumble recovery in the Grey Cup victory versus Calgary. 2000: Signed off the team's practice squad November 10, and saw his first action at Jacksonville (11/12), recording one special teams tackle. Posted two special teams tackles and forced a fumble during a kickoff that was recovered by Isaiah Kacyvenski

versus Denver (11/26). Continued strong special teams play leading the team with three stops at Denver (12/10) and finished with eight special teams stops in only six games. 2001: Saw action

OFF THE FIELD

Tim continued his drug awareness activity last off-season. He was the keynote speaker at the Mill Creek (Wash.) Elementary D.A.R.E. graduation.

in all 16 games primarily on special teams. Finished season third on team with 12 special teams tackles. Saw action throughout the season at linebacker in third-down and goal line situations. Saw time at linebacker in the nickel and collected two solo tackles and forced his first career fumble versus Jacksonville (10/7). Played linebacker in short-yardage situations and had one solo stop and his first career sack (10 yds.) that forced his second fumble of the season at Buffalo (11/18). Had two special teams tackles and forced a Reggie Swinton fumble on a punt return that was kicked out of the endzone by Dallas and resulted in a safety and a 12-3 lead versus Dallas (12/16). Played in short-yardage situations and recorded two tackles and split a sack (3.5

yds.) with John Randle at San Diego (12/30). Tallied two solo tackles and one sack versus Kansas City (1/6/02).

COLLEGE: Played in all 44 collegiate games during his four seasons at Temple, including 43 starts. Finished career with 208 tackles. Started all 11 games registering five sacks as a senior. Tallied a career-high 72 tackles as a junior.

PERSONAL: An all-state selection at Hempstead (N.Y.) High School, he also lettered in track and lacrosse. Holds a B.S. degree in Political Science from Temple, with a minor in African-American Studies. Resides with his wife Kafi (6/20/98), and daughter Zoe (9/17/01) in Birmingham, Ala.

T. TERRY'S NFL RECORD

Club	G/S	Tackles			Sacks		Interceptions			PD	FF	FR
		Tkl	So	Ast	QB	Yds	No	Yds	Avg			
1997 Cincinnati	5/0	3	2	1	0.0	0.0	0	0	0.0	0	0	0
1998 Cincinnati		Practice Squad										
1999 Hamilton		Canadian Football League										
2000 Seattle	6/0	0	0	0	0.0	0.0	0	0	0.0	0	0	0
2001 Seattle	16/0	10	9	1	2.5	13.5	0	0	0.0	0	0	2
2002 Seattle	16/8	42	31	11	1.0	8.0	0	0	0.0	0	0	1
NFL TOTALS	43/8	55	42	13	3.5	21.5	0	0	0.0	0	0	1

TIM TERRY'S ADDITIONAL STATISTICS

Special Teams Tackles: 1997 (5); 2000 (8, 1 FF); 2001 (12, 1 FF); 2002 (8, 2 FF); Career: (33, 4 FF).

MICHAEL THOMPSON



TACKLE

6-4 295

TENNESSEE STATE

4TH NFL SEASON

1ST SEAHAWKS SEASON

TRADE (ATLANTA) 2003

2003 GAMES/STARTS: 8/1

CAREER GAMES/STARTS: 12/4

FEBRUARY 11, 1977

SAVANNAH, GEORGIA

66

2002: Saw action in eight games with one start for the Falcons as a reserve right tackle. Thompson saw action in the season opener after replacing former Seahawks lineman Todd Weiner at Green Bay (9/8). Made only start of the season at New Orleans (10/27) for Weiner (calf) and the offense amassed 260 yards rushing, the most since a team-record 297 versus the L.A. Rams (10/1/72), and score four rushing touchdowns, which were the most since October 21, 1973, at San Diego.

PRO: Came to Seattle from Atlanta in a trade on April 10, 2003. Originally a fourth-round draft choice (100th overall) by Atlanta in 2000.

Worked his way into the starting lineup for the Falcons as a rookie, but was lost for the season with an Achilles injury. Has played in 12 career games with four starts. **2000:** Back-up tackle coming out of training camp, started both games he played in at right tackle after a reshuffling of offensive line by coaches after four games before being felled with an Achilles tendon tear that ended his rookie year. Season began slowly as he suffered a neck injury in practice prior to season opener versus San Francisco (9/3). Inactive for first four games before returning to practice during the week prior to the game at Philadelphia (10/1). Started for first time in career in first

pro game at Philadelphia (10/1) at right tackle when coaches made three starting lineup changes on the offensive line. The following week versus New York Giants (10/8) he started again at right tackle but was lost with a partial tear of the right Achilles tendon in the first quarter. Underwent surgery on (10/10) and was placed on injured reserve (10/11) ending his promising rookie season. **2001:** Played in two games with one start. Relieved starting RT Travis Claridge throughout the game at San Francisco (9/9) in the season opener. Was inactive the next 14 weeks. Started for the first time all season in the season finale at St. Louis (1/6) and played for the first time since the season opener at right tackle when starter Ephraim Salaam was felled with an ankle injury and was deactivated.


COLLEGE: All-American first-team and Division I-AA Offensive Lineman of the Year by SportsPage.com for Tennessee State as a senior. Added All-Ohio Valley Conference first team accolades. Manned the demanding left tackle position, yielding 119 knockdown blocks for an offense that ranked 10th in the nation in passing (307.0 ypg) and eighth in scoring (37.8 ppg).

The team ranked first in the NCAA Division I-AA polls during the regular season after compiling an 11-0 record, only the third time in school annals that TSU has gone undefeated over the course of a season. An incredible 14 of the team's 19 touchdowns rushing and 25 of TSU's 50 offensive scores came as a result of a key block by Thompson. Did not allow a sack as he led a superb blocking effort upfront that saw Tiger quarterbacks sacked a league-low 10 times.

PERSONAL: Two-time All-City pick, adding second-team All-Region honors as a senior at Windsor Forest (Savannah, Ga.) High. Named team Most Valuable Player, recording 167 tackles with six sacks as a defensive lineman in his final year. Also lettered three times in basketball, leading his team to the Georgia Final Four Championship. One of three children (brother, Darnell and sister, Ashley) of Sharon and Michael Thompson. Cousins are defensive end Ross Browner (Cincinnati, Minnesota) and defensive back Joey Browner (Minnesota) who both starred in the NFL in the 1980s.

THOMPSON'S NFL RECORD

Year	Team	GP/GS	Postseason	Year	Team	GP/GS	Postseason
2000	Atlanta	—	2/2	2002	Atlanta	—	8/1
2001	Atlanta	—	2/1	NFL TOTALS	—	12/4	
				POSTSEASON	—		0/0



ROBBIE TOBECK
CENTER/GUARD
6-4 297
WASHINGTON ST.
10TH NFL SEASON
4TH SEAHAWKS SEASON
UFA (ATLANTA) 2000
2002 GAMES/STARTS: 16/16
CAREER GAMES/STARTS: 120/110
MARCH 6, 1970
TARPON SPRINGS, FLORIDA

2002: One of only two offensive linemen to start all 16 games and the only lineman to start all 16 at the same position. Part of an offensive line that allowed just 33 total sacks on the season, lowest total since allowing 29 in 1988. Helped offense rank seventh in the NFL averaging 363.6 yards/game and third in passing offense averaging 254.9 yards/game. Helped team set franchise record with 5,818 total yards and three games with 500 total yards.

PRO: Signed with the Seahawks March 20, 2000. Had surgery in 2000 offseason to repair a torn tendon in his left knee he suffered in an offseason workout. Originally signed by Atlanta as a

free agent on May 7, 1993. Was waived by Atlanta following training camp on August 30, 1993, and signed to the practice squad a day later. Signed to the Atlanta active roster from the practice squad on January 1, 1994. Started five seasons for Atlanta making the switch from guard to center in 1998. Blocked for four 1,000-yard rushers in Atlanta. 1993: Spent the first 15 weeks on Falcons practice squad and signed to active roster prior to the season finale versus Phoenix (1/2), but was inactive. 1994: Played in five games in first season on the active roster seeing action at guard, center, and tight end in short-yardage situations. 1995: Took over as starting


OFF THE FIELD

Robbie was a coach this past year at Lake Stevens Football camp which gives abused children a chance to learn from their football heroes.

left guard in training camp. Made mark as a first-year starter by occupying left guard position for every snap of all 16 games. Only Falcons lineman to play every offensive snap. Helped Craig Heyward

gain a personal-best 1,083 rushing yards and Jeff George set career-highs for passing yards and completions. 1996: Started all 16 games for second straight season at left guard. Helped the Falcons total over 300 yards in offense in 11 games, including 100 yards rushing in eight games. Pass blocking helped the Falcons collect 250 or more passing yards in seven contests. Was key blocker in Jamal Anderson's 1,055-yard rushing season. Had a 1-yard touchdown reception versus Pittsburgh (10/27) after lining up as a tight end.

Also caught a 14-yard pass versus New Orleans (11/17). 1997: Played in all 16 games start-



ing 15. Did not start season opener at Detroit due to a fractured left thumb in team's first preseason game. Helped Falcons place sixth in average time of possession. Blocked for Chris Chandler who compiled the NFL's second-best quarterback rating while completing 59.1 percent of his passes. Paved the way for Jamal Anderson's 1,052 yards, including two 150-yard plus games. 1998: Switched to center during training camp and started 16 games there, including three post-season games. Helped lead team to Super Bowl XXXIII versus Denver (1/31/99). Played instrumental role in Jamal Anderson's NFL-leading 1,846 yards rushing. 1999: Started 15 games at center for the Atlanta Falcons. Inactive vs. Arizona (12/26) with an injured quadricep muscle. 2000: Recovered from offseason knee surgery soon enough to see action the last four games, spending the first 12 on the physically unable to perform list. Split time at center with Chris Gray and was part of the offensive line that did not surrender a sack in back-to-back games at Atlanta (12/3) and at Denver (12/10) for the first time in 324 games. Helped block for Ricky Waters when he eclipsed the 10,000-yard career rushing mark at Atlanta (12/3). 2001: Started all 16 games at center. Part of an offensive line that hepled Shaun Alexander to the fourth-best rushing game in NFL history (266 yds.), and helped set a franchise record with 319 rushing yards versus Oakland (11/11).

COLLEGE: Started all 12 games at center for a 9-3 Cougar football team as a senior.

Moved to center from guard prior to final season and earned second-team All-Pac-10 honors. Recipient of the Frank Butler Award by his teammates.


Also earned first-team All-Academic Pac-10 honors. Played two seasons at Kilgore Junior College in Texas where he played defensive end.

PERSONAL: Lettered in both football and basketball at New Port Richie High School in Tarpon Springs, Fla. Played running back and was the leading tackler from his linebacker position. A versatile athlete, he was a presence in the middle of the basketball team averaging an eye-catching 21 rebounds, 21 points a game for an undefeated 20-0 team which was ranked second in the state of Florida. Robbie and his wife, Beth (5/27/94), reside in Issaquah and have four children, McKenzie (12/9/93), Mason (2/11/95), Mia (10/23/97) and Madden (9/24/99).

TOBECK'S NFL RECORD

Year	Team	GP/GS	Postseason	Year	Team	GP/GS	Postseason
1994	Atlanta	—	5/0	1999	Atlanta	—	15/15
1995	Atlanta	—	16/16	2000	Seattle	—	4/0
1996	Atlanta	—	16/16	2001	Seattle	—	16/16
1997	Atlanta	—	16/15	2002	Seattle	—	16/16
1998	Atlanta	—	16/16	NFL TOTALS	—	120/110	
			3/3	POSTSEASON	—		4/4

REGGIE TONGUE



SAFETY

6-0

204

25

OREGON STATE

8TH NFL SEASON

4TH SEAHAWKS SEASON

UFA (KANSAS CITY) 2000

2002 GAMES/STARTS: 16/16

CAREER GAMES/STARTS: 111/85

APRIL 11, 1973

FAIRBANKS, ALASKA

2002: Led the team with 93 tackles and interceptions (4th NFC) with five after starting all 16 games at strong safety. Finished third on the team with 12 special teams tackles. Tallied five tackles versus Minnesota (9/29) and tied a career high with two picks, returning one 46 yards for a score in the second quarter. Also had a team high four passes defended and a special teams fumble recovery that led to a Shaun Alexander touchdown. Finished second on the team with eight tackles and picked up seventh career fumble at St. Louis (10/20). Collected six tackles and third interception of the year at San Francisco (12/1). Recorded six tackles and had third-career two-interception game, second of the season, versus St. Louis (12/22).

PRO: Signed with the Seahawks as an unrestricted free agent from Kansas City February 22, 2000. Originally, a second-round pick by the Chiefs in 1996, became the full-time starter at strong safety in 1997. Recorded 370 tackles in three seasons as a starter for the Chiefs. 1996: Played in all 16 games for the Chiefs and earned the club's prestigious Mack Lee Hill Award given to the Chiefs top first-year player. Saw action primarily on special teams and finished the year third with 17 special teams tackles. Saw action in four games on defense and recorded 10 tackles (eight solo). Had career-best six stops versus Pittsburgh (10/7) on Monday Night Football. Worked as a nickel safety versus Seattle (10/17) and recorded two tackles. Registered a season-high three special teams stops at Detroit (11/28). 1997: Started all 16 games at strong safety and led the team with 142 tackles (91 solo), posting double digit tackles on six occasions. Added 2.5 sacks, one interception, two forced fumbles and nine passes defended. Had 11 tackles (nine solo) in first NFL start in the season-opener at Denver (8/31). Intercepted first career pass versus Buffalo (9/14). Posted 11 tackles and a pass defended at Carolina (9/14). Had team-high 13 tackles (eight solo) at Miami (10/15) and recorded career-high 16 tackles (nine solo) at St. Louis (10/26). Had team-best 12 take-downs at Jacksonville (11/9) and had 10 stops

versus Denver (11/16). One of biggest plays of season came versus Seattle (11/23) on a fourth-and-goal from the 10-yard line with 1:21 remaining when he sacked Warren Moon forcing a fumble preserving a 19-14 win. Recorded career-best four special teams tackles at San Diego (12/14). Rounded out season with 10 tackles versus New Orleans (12/21). Started in club's playoff game versus Denver (1/4/98) and tallied four tackles and a fumble recovery. 1998: Started 15 games and ranked second on team with 134 tackles, including a career-high 100 solo stops. Produced nine tackles at Jacksonville (9/13) including one sack. Listed as inactive with a hamstring injury at Philadelphia (9/27). Tied a career-high with a team-best 16 tackles (10 solo) at New England (10/11) and snagged 13 tackles versus Pittsburgh (10/26). Led team with 14 tackles versus New York Jets (11/1), in addition to one forced fumble and pass defended. Recorded nine tackles and a sack versus Arizona (11/29) and notched 10 tackles at the New York Giants (12/20). 1999: Started all 16 games at strong safety for the Chiefs. Ranked fifth on the team with 94 tackles (70 solo), while collecting 2.0 sacks (38 yards), eight passes defended, one interception and a team-high four forced fumbles. Also saw action on special teams ranking fourth with 20 tackles (17 on kickoff coverage and three on punt coverage). Took a Donnie Edwards lateral following an interception and returned it 46 yards for his first career score at Baltimore (10/21). Also recorded seven tackles in that game (three solo) one pass defended and team-high three special teams tackles. Scored his second touchdown in as many weeks versus San Diego (10/31) when he sacked Erik Kramer forcing him to fumble which he picked up and returned 7 yards for a score. Collected a team-high nine tackles (eight

OFF THE FIELD

Reggie was an honorary reader for the Rose Hill Elementary "I Love to Read Night".

solo) with one sack at Indianapolis (11/7). Set career highs with three forced fumbles and two recoveries at Tampa Bay (11/14). Posted seven tackles (five solo) one interception and a team high three special teams tackles versus Pittsburgh (12/18). **2000:** Started the first six games before being replaced by Kerry Joseph in the starting lineup. Tallied a season-high seven tackles (six solo) at Carolina (10/8). Contributed five tackles (three solo) in his Seahawks debut at Miami (9/3) along with one forced fumble out of the endzone that resulted in a Seattle touch-back to halt a Miami scoring opportunity. Saw action in nickel and dime situations weeks 7-17, and batted a pass in to the air that was intercepted by Cortez Kennedy at Atlanta (12/3). Came in for an injured Jay Bellamy (back) in the first quarter and saw extensive action at safety at Denver (12/10) recording three tackles (two solo). Totaled five special teams tackles. **2001:** Finished season fourth on the team with 76 tackles (56 solo). Collected four solo tackles and returned an interception 5 yards in the third quarter halting a Browns drive at Cleveland (9/9). Play marked first interception since 12/18/99 versus Pittsburgh. Had season-high 10 stops, a quarterback sack and a career-high two interceptions (returning one 55 yards for his third career score) versus Denver (10/14).

COLLEGE: Started 40 of 44 career games at Oregon State, 29 games at safety and 11 at cornerback. Tallied 362 total tackles (205 solo), nine interceptions with four touchdowns, 19 passes defended, three fumble recoveries with one

touchdown and a forced fumble. Four interceptions for touchdowns tied a Pac-10 mark and were one shy of the NCAA record. Captained the Beavers as a senior and earned first team All-Pac-10 accolades. Finished second on club with 124 tackles (75 solo). Ranked third on team with 102 tackles as a junior and recorded five interceptions, three of which he returned for a touchdown tying the NCAA and Pac-10 single-season mark for scores on interception returns. Was an honorable mention All-America choice and first team All-Pac-10 selection by *Football News*. Had one of his best games in career versus Wyoming, when he posted 11 tackles and three interceptions, two of which he returned for touchdowns tying conference and NCAA marks. Posted 82 tackles (48 solo), three fumble recoveries and one forced fumble as a sophomore. Had three interceptions, including a 29-yard touchdown return and also had a 75-yard score on a fumble runback. Played in all 11 games as a freshman in 1991, starting seven contests at left cornerback. Finished year with 54 tackles (28 solo) and one interception. Majored in Speech Communication.

PERSONAL: A native of the Pacific Northwest, he was the 1990 state Class 4A Player of the year and Gatorade Circle of Champions Alaska Player of the Year as a senior at Lathrop High School in Fairbanks. Totaled 11 interceptions as a senior defensive back and had 187 carries for 952 yards and 16 touchdowns as a running back. Was nicknamed "Iglloo" in college. Has one son, Makiya (3/8/01). Lives in Kirkland.

TONGUE'S NFL RECORD

Club	G/S	Tackles			Sacks		Interceptions			PD	FF	FR		
		Tkl	So	Ast	QB	Yds	No Yds	Avg	LG				TD	
1996 Kansas City	16/0	10	8	2	0.0	0.0	0	0	0.0	0	0	0	0	
1997 Kansas City	16/16	142	91	51	2.5	27.5	1	0	0.0	0	0	9	2	0
1998 Kansas City	15/15	134	100	34	2.0	14.0	0	0	0.0	0	0	5	1	1
1999 Kansas City	16/16	94	70	24	2.0	38.0	1	46t	46.0	46t	1	8	4	3
2000 Seattle	16/6	40	31	9	0.0	0.0	0	0	0.0	0	0	6	1	0
2001 Seattle	16/16	76	56	20	1.0	5.0	3	67	22.3	55t	1	7	0	2
2002 Seattle	16/16	93	68	25	0.0	0.0	5	118	23.6	46t	1	10	0	1
NFL TOTALS	111/85	589	424	165	7.5	84.5	10	231	23.1	55t	3	45	8	7

POSTSEASON

Club	G/S	Tackles			Sacks		Interceptions			PD	FF	FR		
		Tkl	So	Ast	QB	Yds	No Yds	Avg	LG				TD	
1997 Kansas City	1/1	4	3	1	0.0	0.0	0	0	0.0	0	0	0	0	1
NFL TOTALS	1/1	4	3	1	0.0	0.0	0	0	0.0	0	0	0	0	1

SINGLE GAME HIGHS

Tackles: 16, 2 Times (Last at New England, 10/11/98)
Sacks: 1.0, 7 Times (Last vs. Denver, 10/14/01)
Interceptions: 2, 3 times (Last vs. St. Louis (12/22/02))

Forced Fumbles: 3, at Tampa Bay (11/14/99)
Fumble Recoveries: 2, at Tampa Bay (11/14/99)

ADDITIONAL STATISTICS

Touchdowns: 1, 4 Times, 3 int., FR (Last vs. Minnesota (9/29/02))
Special Teams Tackles: 1996 (17); 1997 (20); 1998(3); 1999 (20); 2000 (5); 2001 (5); 2002 (12, FR)
Career: (82, FR).

JAMES WILLIAMS


WIDE RECEIVER
5-10 186
MARSHALL
4TH NFL SEASON
4TH SEAHAWKS SEASON
6TH ROUND (A) 2000
2002 GAMES/STARTS: 13/2
CAREER GAMES/STARTS: 29/4
MARCH 6, 1978
VICKSBURG, MISSISSIPPI

88

2002: Saw action 13 games, starting two, after being declared inactive for the first three games of the season. Finished the season with nine receptions for 99 yards. Saw action as the third wide receiver versus Washington (11/3) after Darrell Jackson (concussion) was injured the prior week at Dallas (10/27). Started first game of season at Arizona (11/10) when Bobby Engram was moved back to role as the third wide receiver. Also started the next week versus Denver (11/17) and had two receptions for 20 yards. Took over as the team's kickoff returner for Maurice Morris (hamstring) late in the season. Returned four kickoffs 81 yards with a career-long of 46 versus Philadelphia (12/8). Finished the season with 21 kickoff returns for 354 yards.

PRO: Selected by the Seahawks with the first of three sixth-round picks, 175th overall, of the 2000 NFL Draft. Has played in 29 career games with 4 starts and has 29 total receptions for 410 yards and a touchdown. **2000:** Saw action in 10 games, including the season opener at Miami (9/3). Posted his first NFL catch for 9 yards against the Dolphins. Returned three kickoffs for 76 yards (25.3 avg.) vs. New Orleans (9/17) when Charlie Rogers did not play. Saw extended playing time at Carolina after Derrick Mayes suffered a finger injury in warmups. Responded with two receptions for 31 yards with a long of 18. Declared inactive weeks 8-10 and weeks 13, 15 and 17, alternating fourth string wide receiver duties with Karsten Bailey. Caught two passes for 20 yards week 14 at Atlanta (12/3). Rushed once for -5 yards at Miami (9/3). **2001:** Saw action in six games (including first two starts of career) playing in three and four-wide receiver sets. Totaled 12 catches for 212 yards and one touchdown. Caught two passes for 15 yards with a long of 11 in season opener at Cleveland (9/9). Had a game-high 69 yards on two catches,

including a career-long, 49-yarder at Washington (11/4). Also returned two kickoffs for 44 yards with a career-long 31 in place of Charlie Rogers (toe) in that game. Declared inactive for a total of 10 weeks. Started his first career game and collected a career-high four catches for a career-high 101 yards (25.3 avg.) with his first career score (a 37-yard touchdown from Trent Dilfer) at San Diego (12/30). Teamed with Darrell Jackson to become the first duo to record 100-yd games since James McKnight (4-100) and Joey Gallowsay (7-117) versus Oakland (10/26/97).

COLLEGE: Transferred to Marshall after two-years at Hinds (Miss.) Community

College. First-team All-Mid American Conference selection after catching 47 passes for 880 yards and 13 touchdowns his senior year. Also returned 15 kickoffs for a 32.9-yard average and one score. Recorded three games over 100 yards receiving, including a season-high 164 on four catches versus Miami (Ohio). During his junior campaign, he caught 26 passes for 591 yards (22.7 avg.) and four touchdowns, including a 91-yard score versus Troy State. Returned 12 kickoffs for a 25.2-yard average.

PERSONAL: Earned seven letters in football track and basketball at Warren Central High in Raymond, Miss. Earned the Most Valuable Player award on the track team. Also a member of the Marshall track team. Majored in sports management and marketing. Born in Vicksburg, Miss.

OFF THE FIELD

James bowled a team-high

204 in the team's bowling

outing following their final passing camp of the spring.

J. WILLIAMS' NFL RECORD

Club	G/S	Receiving				LG	TD	Rushing			
		No	Yds	Avg	TD			Att	Yds	Avg.	TD
2000 Seattle	10/0	8	99	12.4	18	0	1	-5	-5.0	0	0
2001 Seattle	6/2	12	212	17.7	49	1	0	0	0	0	0
2002 Seattle	13/2	9	99	11.0	18	0	0	0	0	0	0
NFL TOTALS	29/4	29	410	14.1	49	1	1	-5	-5.0	0	0

JAMES WILLIAMS' SINGLE GAME HIGHS


Most Receptions: 4 vs. San Diego, 12/30/01
Most Yards: 101 vs. San Diego, 12/30/01
Longest Reception: 49 vs. Washington 11/4/01

Most Touchdowns: 1 vs. San Diego 12/30/01
Longest Touchdown: 37 yds. vs. San Diego 12/30/01

ADDITIONAL STATISTICS

Career: Returned 33 kickoffs for 605 yards (18.3 avg.) with a long of 46.

RODNEY WILLIAMS



PUNTER
6-0 178
GEORGIA TECH
2ND NFL SEASON
1ST SEAHAWKS SEASON
UFA 2003
2002 GAMES/STARTS: 0/0
CAREER GAMES/STARTS: 15/0
APRIL 25, 1977
DECATUR, GEORGIA

2

2002: Did not play in the NFL in 2002. Went to camp with the New York Giants but did not make the final roster.

PRO: Played in 15 games for the New York Giants in 2001, his only season in the NFL. Originally a seventh round draft choice by the St.

Louis Rams in 1999, but was released after training camp and signed by the Washington Redskins following that season. He failed to make the Redskins club and signed with the Giants following the 2000 season. Also

punted for NFL Europe's Rhein Fire in 2000 and 2001. Averaged 44.4 yards (35.3 net) on 44 punts in 2000 and 40.3 yards (33.6 net) on 50 punts in 2001. **2001:** Punted in 15 games for the Giants missing one with a fractured wrist. Posted a 42.9 average on 91 punts. Had 25 punts downed inside the 20 with only eight touchbacks. Had seven punts over 60 yards, including a

Giants record 90-yard punt. Average was fifth in the NFC (tied 10th NFL) while his 35.4-yard net average was ninth in the NFC.

COLLEGE: Ended his career at Georgia Tech with a school-record 41.4-yard average. Fourth on the school's career list with 178 punts and 7,373 yards. As a senior, led the ACC and ranked sixth in the country with a 42.5-yard average.

PERSONAL: Lettered in football, track, soccer and wrestling at Southwest DeKalb High School in Decatur, Georgia. Played punter, kicker, defensive back and wide receiver on the football team. Family is from Jamaica. Was the first member of his family born in the United States.

OFF THE FIELD

Although Rodney had just joined the team, he joined Jerramy Stevens and others in a bowling benefit for the late and former Washington Husky Curtis Williams.



R. WILLIAMS' NFL RECORD


Club	G/S	No	Punting					In20	LG	BL
			Yds	Avg	Net	TB				
2001 NY Giants	15/0	91	3,905	42.9	35.4	8	25	90	0	
NFL TOTALS	15/0	91	3,905	42.9	35.4	8	25	90	0	

SINGLE GAME HIGHS

Punts: 8, 4 Times (Last at Philadelphia 12/30/01)
Average: 55.1, at Denver (9/10/01)
Longest Punt: 90, at Denver (9/10/01)

Inside 20: 4, vs. Seattle (12/23/01)
Blocked Punts: None

WILLIE WILLIAMS



CORNERBACK
5-9 182

27

WESTERN CAROLINA

11TH NFL SEASON

7TH SEAHAWKS SEASON

UFA (PITTSBURGH) 1997

2002 GAMES/STARTS: 15/1

CAREER GAMES/STARTS: 152/104

DECEMBER 26, 1970

COLUMBIA, SOUTH CAROLINA

VETERANS

2002: Played in 15 total games, 14 as the team's third corner and had one start versus Minnesota (9/29) in place of Shawn Springs (foot). Totaled 24 tackles with a sack, interceptions forced fumble and fumble recovery. Also saw action on special teams coverage units and totaled six stops. Opened the season with an interception at Oakland (9/8). Had three solo tackles, and first sack of the season, third career, at Atlanta (12/15). The sack forced a fumble, where he picked it up and ran 25 yards for a touchdown, the fifth score of career.

PRO: Played his first four seasons with Pittsburgh after being drafted in the sixth round in 1993. Played 63 games with 30 starts and was credited with 167 tackles and had eight interceptions, three forced fumbles and two fumble recoveries for Pittsburgh. Led the AFC in interceptions in 1995 with seven. **1993:** Played 16 regular season and one postseason game as a reserve, despite breaking his wrist in game four. Credited with nine tackles on defense and six on special teams, including a forced fumble. **1994:** Played 16 games and both postseason contests. Made first career start at Pittsburgh as an extra defensive back. Led team with 19 special teams tackles, including 12 solo stops. Had five special teams tackles at San Diego (12/24). **1995:** Started 15 of 16 games, playing but not starting at Houston (9/10) in game two. Led the AFC and was third in the NFL with seven interceptions. Started the season as the starting right cornerback, then started 11 of 14 games at left cornerback. Started the other three games on the right side, versus Jacksonville (10/29), at Cincinnati (11/19), and versus Houston (12/3). Picked off two passes versus San Diego (10/1) and returned one 63 yards for a touchdown. Also picked off two at Oakland (12/10) and had an interception and fumble recovery versus Cleveland (11/13) on consecutive series. Named AFC Defensive Player of the Month after recording 27 tackles, and three interceptions. Poster a career high 77 tackles, a total that led all defensive backs and finished third overall. Single-game best nine at Oakland (12/10). Started all three postseason

games at left cornerback, including Super Bowl XXX. Led the secondary with 15 tackles, including a touchdown-saving stop in the AFC Championship Game. Had five tackles versus Dallas in the Super Bowl. **1996:** Played 15 games, starting 14, at right cornerback. Did not play at Jacksonville (9/1) because of a shoulder injury. Totaled 76 tackles, one off his 1995 single-season best and one interception. Had his first career sack, a forced fumble and four passes defended versus Houston (9/29). Started both postseason games and was credited with six tackles. **1997:** Started all 16 games at cornerback after signing as an unrestricted free agent from Pittsburgh on February 18. Recorded a career-high 12 tackles, including 11 solo, to help pace a 26-22 win over San Diego (9/21). Forced fumbles at Denver (11/2) and Oakland (12/14). Picked off his only pass of the season versus San Francisco (12/21). **1998:** Started 14

OFF THE FIELD

Willie and his wife have adopted three families over the last eight Christmas seasons. He provides gifts and food for the families.

games at right cornerback. Helped limit the Eagles (9/6) to just 63 yards passing in season opening victory over Philadelphia. Along with cornerback Shawn Springs, held the Eagles' receivers to just four catches. Tied for second on the team with five tackles. Scored the second touchdown of his career by returning an interception 28 yards for a score versus Arizona (9/13). The score was part of an NFL record 13 return touchdowns by the Seahawks in 1998. Recorded seven tackles and a pass defended versus Washington (9/20). Had six solo tackles and two passes defended at Pittsburgh (9/27). Recorded four passes defended and finished tied for second with eight tackles versus Denver. Intercepted a pass versus Oakland (11/1). Inactive with a hamstring injury at Dallas (11/22),

and with a foot injury versus San Diego (12/13). **1999:** Played in 14 games with 14 starts. Was inactive versus Tampa Bay (11/28) with injury (concussion) and did not play (foot) versus San Diego (12/12). Registered 72 tackles (65 solo) and tied for the team lead with five interceptions, one which he returned 40 yards for a touchdown in season opener versus Detroit finished third overall. Single-game best nine at Oakland (12/10). Started all three postseason games at left cornerback, including Super Bowl XXX. Led the secondary with 15 tackles, including a touchdown-saving stop in the AFC Championship Game. Had five tackles versus Dallas in the Super Bowl. **1996:** Played 15 games, starting 14, at right cornerback. Did not play at Jacksonville (9/1) because of a shoulder injury. Totaled 76 tackles, one off his 1995 single-season best and one interception. Had his first career sack, a forced fumble and four passes defended versus Houston (9/29). Started both postseason games and was credited with six tackles. **1997:** Started all 16 games at cornerback after signing as an unrestricted free agent from Pittsburgh on February 18. Recorded a career-high 12 tackles, including 11 solo, to help pace a 26-22 win over San Diego 9/21. Forced fumbles at Denver (11/2) and Oakland (12/14). Picked off his only pass of the season versus San Francisco (12/21). **1998:** Started 14 games at right cornerback. Helped limit the Eagles (9/6) to just 63 yards passing in season opening victory over Philadelphia. Along with cornerback Shawn Springs, held the Eagles' receivers to just four catches. Tied for second on the team with five tackles. Scored the second touchdown of his career by returning an interception 28 yards for a score versus Arizona (9/13). The score was part of an NFL record 13 return touchdowns by the Seahawks in 1998. Recorded seven tackles and a pass defended versus Washington (9/20). Had six solo tackles and two passes defended at Pittsburgh (9/27). Recorded four passes defended and finished tied for second with eight tackles versus Denver. Intercepted a pass versus Oakland (11/1). Inactive with a hamstring injury at Dallas (11/22), and with a foot injury versus San Diego (12/13). **1999:** Played in 14 games with 14 starts. Was inactive versus Tampa Bay (11/28) with injury (concussion) and did not play (foot) versus San Diego (12/12). Registered 72 tackles (65 solo) and tied for the team lead with five interceptions, one which he returned 40 yards for a touchdown in season opener versus Detroit (9/12). Part of defense that led NFL with 30 interceptions, third highest total in the decade. Led team with 16 passes defended including three versus Detroit. Totaled five tackles (four solo), a pass defended and interception at Pittsburgh (9/26). Also picked off passes at San Diego (10/17) and at Green Bay (11/1). Led team in tackles at Denver (12/19) with nine (eight

solo). Also had and interception and three passes defended. Started at cornerback in playoff loss to Miami (1/9/00) and tallied six solo tackles and two passes defended. **2000:** Played all 16 games with 15 starts. Tied (Jay Bellamy) for the team-lead with four interceptions with one touchdown, a 69-yard jaunt at San Diego (9/24). It was his fourth career score and longest return of his career. Tied (Shawn Springs) for the team-lead in tackles vs. Buffalo (12/23) with eight stops (seven solo). Recovered a fumble vs. Indianapolis (10/22), his fourth career, that led to a Seattle touchdown. The following week he intercepted Rich Gannon at Oakland (10/22). Left the Kansas City (10/29) game in the third quarter with a shoulder stinger but returned in the fourth quarter in the nickel package. Did not start the next week but saw action in the final quarter at Jacksonville (11/12). Intercepted his third of the season vs. Denver (11/26) to halt a Broncos scoring opportunity in Seattle territory. Recorded his second career sack at Atlanta (12/3) causing a fumble that was recovered by Michael Sinclair. Sealed Seattle's comeback win vs. Oakland (12/16) intercepting Rich Gannon late in the fourth quarter. **2001:** Missed two games (at Cleveland-9/9 and vs. Philadelphia-9/23) due to a fractured forearm. Tied for 10th in the AFC with four interceptions and led the team with 16 passes defended. Returned to starting lineup from injury and tallied five tackles at Oakland (9/30). Had five tackles, two passes defended and a forced fumble that helped set up a Rian Lindell field goal in the fourth quarter versus Jacksonville (10/7). Intercepted two passes in the first 10:52 versus Miami (10/28) and had seven total tackles. Marked third time in career with two interceptions in the same game and first since December 10, 1995, at Oakland (77 games). Collected four tackles and an interception at Washington (11/4). Started at left corner and posted four solo tackles, two passes defended and a team-leading fourth interception versus San Diego (12/2).

HONORS: **1995, AFC Defensive Player of the Month for December.**

COLLEGE: Three-year starter at Western Carolina. First-team All-Southern Conference choice as a senior after recording 62 tackles and one interception. Two time second-team pick. Had single-season bests of 87 tackles as a junior and three interceptions as a sophomore. Finished his career with 217 tackles, 41 passes defended, six interceptions, six tackles for loss, and a sack. Tackle totals set a school record for a defensive back. Passes defended were also a record. Majored in Sports Management.

PERSONAL: Member of the state championship team as a senior at Spring Valley High School in Columbia, S.C. Intercepted eight passes and averaged 30.0 on kickoff returns as a senior. Also

played wide receiver and lettered in track. Willie and his wife, Melissa (5/22/93), have two sons, Dominique (8/6/95) and Donovan (11/17/99).

Melissa has a degree in Office Administration from South Carolina. They live in Issaquah, Wash. Nicknamed Mighty Mouse.

W. WILLIAMS' NFL RECORD

Club	G/S	Tackles			Sacks		Interceptions			LG	TD	PD	FF	FR
		Tkl	So	Ast	QB	Yds	No	Yds	Avg					
1993 Pittsburgh	16/0	9	7	2	0.0	0.0	0	0	0.0	0	0	1	0	0
1994 Pittsburgh	16/1	5	5	0	0.0	0.0	0	0	0.0	0	0	2	0	0
1995 Pittsburgh	16/15	77	69	8	0.0	0.0	*7	122	17.4	63t	1	17	1	1
1996 Pittsburgh	15/14	76	66	10	1.0	9.0	1	1	1.0	1	0	19	2	1
1997 Seattle	16/16	67	58	9	0.0	0.0	1	0	0.0	0	0	5	2	0
1998 Seattle	14/14	66	53	13	0.0	0.0	2	36	18.0	28t	1	15	0	1
1999 Seattle	14/14	72	65	7	0.0	0.0	5	43	8.6	40t	1	16	0	0
2000 Seattle	16/15	60	51	9	1.0	8.0	4	74	18.5	69t	1	11	1	1
2001 Seattle	14/14	72	60	12	0.0	0.0	4	24	6.0	24	0	16	1	1
2002 Seattle	15/1	24	20	4	1.0	9.0	1	2	2.0	2	0	4	1	1
NFL TOTALS	152/104	528	454	74	3.0	26.0	25	302	12.1	69t	4	106	8	6

*AFC Leader

POSTSEASON

Club	G/S	Tackles			Sacks		Interceptions			LG	TD	PD	FF	FR
		Tkl	So	Ast	QB	Yds	No	Yds	Avg					
1993 Pittsburgh	1/0	2	2	0	0.0	0	0	0	0.0	0	0	0	0	0
1994 Pittsburgh	2/0	0	0	0	0.0	0	0	0	0.0	0	0	0	0	0
1995 Pittsburgh	3/3	15	11	4	0.0	0	0	0	0.0	0	0	4	0	0
1996 Pittsburgh	2/2	6	6	0	0.0	0	1	0	0.0	0	0	1	0	0
1999 Seattle	1/1	6	6	0	0.0	0	0	0	0.0	0	0	2	0	0
NFL TOTALS	9/6	29	25	4	0.0	0	1	0	0.0	0	0	7	0	0

SINGLE GAME HIGHS

Tackles: 12, vs. San Diego (9/21/97)

Sacks: 1.0, 3 Times (Last at Atlanta, 12/15/02)

Interceptions: 2, 3 Times (Last vs. Miami 10/28/01)


Forced Fumbles: 1, 8 Times (Last at Atlanta, 12/15/02)

Fumble Recoveries: 1, 6 Times (Last at Atlanta 12/15/02)

Touchdowns: 1, 5 Times (4int., FR) (Last at Atlanta 12/15/02)

ADDITIONAL STATISTICS

Special Teams Tackles: 1993 (6); 1994 (19); 1995 (2); 1996 (0); 1997 (0); 1998 (5); 1999 (6); 2000 (0); 2001 (4); 2002 (6) Career: (48).



FLOYD WOMACK

TACKLE
6-4 333

MISSISSIPPI ST.

3RD NFL SEASON

3RD SEAHAWKS SEASON

4TH ROUND (C) 2001

2002 GAMES/STARTS: 11/10

CAREER GAMES/STARTS: 16/10

NOVEMBER 15, 1978

CLEVELAND, MISSISSIPPI

77

2002: Started 10 of 11 games. Started first career game at left tackle in place of Walter Jones (contract) at Oakland (9/8). Started at left tackle versus Arizona (9/15), and left briefly (hand) in the second quarter, but later returned. Started at right tackle the following week versus Minnesota (9/29) after Jones' return. Did not start versus Washington after

missing practice (family) during the week, but returned to start the next three weeks at Arizona (11/10), versus Denver (11/17) and Kansas City (11/24). Left with injured ankle versus Kansas City and was inactive the final five games. Part of offensive unit that allowed just 33 total sacks, fewest since allowing 29 in 1988.

PRO: Selected as the third of three fourth-round picks (128th overall) for the Seahawks in the 2001 draft. His selection marked the sixth consecutive draft that Seattle has selected at least one tackle, and marks the 25th tackle that the Seahawks have drafted in 26

OFF THE FIELD

Pork Chop was the Seahawks recipient of the Ed Block Courage Award, an honor voted on by teammates for the player that has battled through adversity on and off the field.


seasons. **2001:** Declared inactive for 10 games this season. Made his NFL debut at tackle on the field goal unit versus Jacksonville (10/7). Played on field goal unit versus Dallas (12/9), New York Giants

(12/23), San Diego (12/30) and Kansas City (1/6/02).
COLLEGE: Anchored the tackle position for the Bulldogs since his sophomore year, starting 29 consecutive games. His emergence as a pass protector saw the MSU aerial game generate 6,358 yards during his tenure as a starter. As a senior, Walter Camp Foundation and Associated Press All-American second-team selection, despite missing the team's final five games. A consensus All-Southeast-

ern Conference first-team choice, he started the first six games at left tackle, helping the offense amass 4,250 yards, collecting an impressive 63 knockdowns in that span. Graded at least 90% for blocking consistency in every game he played in. Junior season started every game at left tackle as the offense totaled 3,562 yards en route to a 9-2 record. Helped offense gain a season-high 454 yards versus Vanderbilt. Moved into the starting lineup at left tackle as a sophomore, helping the offense average 322.5 yards per game. Was originally scheduled to redshirt freshman season, but was forced into action by the season's fourth game when injuries depleted the offensive line. Saw action in the South Carolina, Mississippi and Auburn contests.

PERSONAL: A first-team, All-District 3-4A selection following his standout senior season at East Side (Cleveland, Miss.) High and was named Co-Most Valuable Player in Bolivar County. Considered one of the top players in Mississippi by several publications. Helped lead East Side to a two-year 19-3 record. Started at offensive guard during his junior season when East Side posted an 8-2 record. Moved to tackle as a senior, and helped his school to its best-ever record, 11-1, and a berth in the post-season playoffs. Nicknamed "Pork Chop" by his mother who thought Floyd resembled Pork Chop Cash, a local pro wrestler, when Floyd was a baby.

CEDRIC WOODARD



DEFENSIVE TACKLE
6-2 310

TEXAS

4TH NFL SEASON

4TH SEAHAWKS SEASON

WAIVERS (BALTIMORE) 2000

2002 GAMES/STARTS: 13/0

CAREER GAMES/STARTS: 29/0

SEPTEMBER 5, 1977

SWEENEY, TEXAS

98

2002: Saw action in 13 games totaling one tackle. Stop came at New York Giants (9/22). Also saw action on special teams. Was inactive versus San Francisco (10/14), at St. Louis (10/20) and versus Philadelphia (12/8).

PRO: Signed as a free agent September 5, 2000. Woodard was taken as Baltimore's second (191st overall) of two sixth-round draft picks in the 2000 NFL Draft. **2000:** Was declared inactive all 15 games after signing to the active roster September 5. **2001:** Saw action in all 16 games at defensive tackle and special teams. Collected four total tackles on the season and forced first career fumble (recovered by Ken Lucas) versus

Philadelphia (9/23).

COLLEGE: Attended the University of Texas playing in 48 games with 35 starts. The four-year defensive lineman collected 189 tackles (112 solo), 40 tackles for loss and 12 sacks in his career as a Longhorn. Started 14 games as a senior and posted 47 tackles (29 solo), 14 tackles for loss, four sacks, caused three fumbles and had one fumble recovery. Shared the Longhorns' Outstanding Defensive Lineman Award his junior year after leading the team in tackles for loss with 19 and batting down 10 passes. Ranked third on the team with six sacks, all coming in the last three games along with 12 tackles for loss.

Played his best game versus Texas A&M with a season-high nine tackles and career-high four sacks. Started a string of 35 consecutive starts beginning with the third game of his sophomore season. Posted a career-high 11 tackles versus Texas Tech. Played in nine games as a true freshman at defensive end. Started the season-opener versus Missouri and totaled 18 tackles on the season.


PERSONAL: Earned first-team 3A All-State honors as offensive and defensive tackle at Sweeny (Texas) High School as a senior recording 126 tackles, 16 tackles for loss, five sacks, batting down six passes, causing three fumbles and recovering two fumbles. Led Sweeny to a 12-2

record his senior year, a 10-0-1 record his junior year and an 11-1 record as a sophomore. Woodard's two cousins played in the NFL, wide receiver Elmo Wright (Kansas City, 1971-74) and linebacker Tracy Simien (Kansas City, 1991-93). Cedric Darnell Woodard has one son, Cedric Woodard II (2/9/00).

OFF THE FIELD
Cedric played the Easter Bunny at the Seahawks Academy passing out candy and prizes to the students.

WOODARD'S NFL RECORD

Club	G/S	Tackles			Sacks		Interceptions							
		Tkl	So	Ast	QB	Yds	No Yds	Avg	LG	TD	PD	FF	FR	
2000 Seattle	0/0	0	0	0	0.0	0.0	0	0	0.0	0	0	0	0	0
2001 Seattle	16/0	3	2	1	0.0	0.0	0	0	0.0	0	0	0	1	0
2002 Seattle	13/0	1	0	1	0.0	0.0	0	0	0.0	0	0	0	0	0
NFL TOTALS	29/0	4	2	2	0.0	0.0	0	0	0.0	0	0	0	1	0



JERRY WUNSCH
TACKLE
6-6 339
WISCONSIN
7TH NFL SEASON
2ND SEAHAWKS SEASON
FREE AGENT 2002 (TAMPA BAY)
2002 GAMES/STARTS: 16/5
CAREER GAMES/STARTS: 96/51
JANUARY 21, 1974
EAU CLAIRE, WISCONSIN

2002: Saw action in all 16 games, eight along the offensive line where he started five games. Started the first two games and versus Washington (11/3) at right tackle and the final two games of the season at right guard. Was part of blocking units on special teams.
PRO: Signed with the Seahawks August 27, 2002 after being released by the Tampa Bay Buccaneers where he spent the first five years of career. Was originally drafted in the second round of the 1997 draft from Wisconsin. Outstanding competitor who solidified the Buccaneers' right tackle position the past three seasons. Intelligent player who has developed into a solid run blocker. Manned the right tackle slot after being forced into duty in week four of the 1999 season and has started every game since, a span of 45 consecutive starts. Seen action in 96 games with 51 starts. Has also played in six playoff games with four starts. **1997:** Played in all 16 games as backup to starting Odom and subbed in two playoff contests. Also contributed

on PAT unit. Saw first NFL action in victory over San Francisco (8/31) and provided key blocking for Dilfer's fourth quarter touchdown pass to TE Dave Moore. Recovered fumble against Detroit (10/12) when Dilfer was sacked and the ball popped loose. Saw first career play-off action against Detroit (12/28) and helped fellow linemen block for 141-yard rushing effort. Drafted by Tampa Bay in the second round (37th overall) in 1997. **1998:** Played in all 16 regular season games and made his first professional start. Continued to excel in run-blocking situations, primarily substituting at right tackle. Helped Bucs' running game amass 2,148 yards, the second-best mark in team history. Opened the season starting at right tackle in place of Odom who had the flu prior to kickoff against Minnesota (9/6). Against Chicago (9/20), saw extensive action at right tackle in the second half in place of injured starter Odom and helped Bucs rack up 157 rushing yards after the intermission. Again played most of second half at Jacksonville

(11/15) after Odom suffered a leg injury and aided in Bucs' 343-yard offensive performance. Played only on versus Detroit (11/22), but returned to reserve tackle role in Bucs' consecutive wins at Chicago (11/29) and versus Green Bay (12/7). **1999:** Played in all 16 regular season games, starting the final 13. Made second

OFF THE FIELD

Each of past six winters, Jerry has taken pediatric cancer patients from the Tampa Bay area and other parts of the country to spend a weekend in his home state of Wisconsin.

career start at Minnesota (10/3) in place of T Jason Odom (back) and provided outstanding protection for QB Trent Dilfer, allowing the signal-caller to post his first 300-yard passing performance in 38 games. Helped open up running lanes for team season-high 173 rushing yards at Green Bay (10/10). Helped offense chew up 9:38 of fourth quarter in 16-3 win at Seattle (11/28). Provided solid pass-protection for rookie QB Shaun King to post career-highs in completions (23) attempts (37) and yards (297) in crucial division win over Lions (12/12). **2000:** Started all 16 games and one playoff contest at right tackle. Helped pave the way for a rushing attack to gain 140 yards and two touchdowns in season opener at New England (9/3). Provided solid protection as the offense amassed 331 total yards and allowed no quarterback sacks at Detroit (9/17). Helped the Bucs rush for 165 yards at Chicago (11/19). Blocked for offense to rush for a club-record 250 yards against Dallas (12/3). Helped Bucs gain nearly 450 yards in total offense in Monday Night win over St. Louis (12/18). Started playoff game at Philadelphia (12/31), helping QB Shaun King pass for 171 yards on 17-of-31 passing. **2001:** Started all 16 games and one playoff contest at right tackle. Helped QB Brad Johnson establish four single-season records, including best completion percentage (60.8%) and most pass completions (340). Part of offensive line that blocked for Pro Bowl FB Mike Alstott, who rushed for a career-high 10 touchdowns. Played role in allowing WR Keyshawn Johnson to set a club single-season mark with 106 receptions. Helped pave the way for season-high 177 yards rushing against Min-

nesota (10/28). Helped Buccaneer QB Brad Johnson complete his first 14 pass attempts at Cincinnati (12/2) and keyed an offensive attack which tied a single-game record with 48 points against New Orleans (12/23). Helped hold Baltimore (12/29) without a sack.

COLLEGE: Helped four different Badger running backs crack the 1,000-yard barrier during his college tenure. Started final 36 collegiate games at right tackle. Redshirted in 1992. As a senior, earned first-team All-Big Ten honors after starting every game at right tackle and helping Badgers rack up 249.4 rushing yards per game. Was a second-team All-America selection by Football News. Chosen as team's offensive captain. Started all 12 games at right tackle in junior campaign and helped the team average a school-record 221.7 passing yards per game. Started every game at right tackle as a sophomore and helped pave the way for a Wisconsin offense that averaged 244.5 rushing yards per game. Key part of Wisconsin offense that rolled to amazing 632-yard total against Indiana. Backed up Joe Panos at right tackle during freshman campaign. Lined up in tight end slot against UCLA in Rose Bowl, playing a season-high 17 snaps. Graduated with a bachelor's degree in history.

PERSONAL: As a prep at West High School in Wausau, Wisconsin, was named to Parade's All-America squad and was an honorable mention to the team chosen by USA Today. Twice chosen the team's Most Valuable Lineman and was the squad's captain during senior campaign. Also lettered in basketball, averaging double figures in points and rebounds. Married to Melissa; with sons Collin (10/10/00) and Cade (1/14/02). Enjoys sports in general and lists fishing and hunting among his favorite activities. Jerry and Melissa are on the Board of Directors for Children's Cancer Center, a non-profit organization which plans and supervises outdoor activities for seriously ill children. Each of past six winters has taken pediatric cancer patients from the Tampa Bay area and other parts of the country to spend a weekend. A total of 32 kids made the trip during the 2000 offseason to his hometown of Wausau, Wisconsin. Rams defensive end Grant Wistrom joined with Wunsch on the 2001 and 2002 journeys. Once again made the trip in 2003. Born Gerald Wunsch on January 21, 1974 in Eau Claire, Wisconsin.

WUNSCH'S NFL RECORD

Year	Team	—	GP/GS	Postseason	Year	Team	—	GP/GS	Postseason
1997	Tampa Bay	—	16/0	2/0	2001	Tampa Bay	—	16/16	1/1
1998	Tampa Bay	—	16/1		2002	Seattle	—	16/5	
1999	Tampa Bay	—	16/13	2/2	NFL TOTALS	—		96/51	
2000	Tampa Bay	—	16/16	1/1	POSTSEASON	—			6/4

2003

DRAFT CHOICES

		Over			
Rd	#	All	Pos	Player	College
1	11	11	CB	Marcus Trufant	Washington St.
2	10	42	S	Ken Hamlin	Arkansas
3	9	73	T	Wayne Hunter	Hawaii
4	13	110	QB	Seneca Wallace	Iowa St.
4	38	135	MLB	Solomon Bates	Arizona St.
(Compensatory)					
5	12	147	Traded to GB for #165 & #203		
5	30	165	FB	Chris Davis	Syracuse
(from Green Bay)					
6	10	183	DT	Rashad Moore	Tennessee
6	30	203	Traded to NO for DT Norman Hand		
(from Green Bay)					
7	8	222	K	Josh Brown	Nebraska
(from Jacksonville)					
7	10	224	WR	Taco Wallace	Kansas St.

MARCUS TRUFANT



CORNERBACK
5-11 199
WASHINGTON ST.

23


ROOKIE NFL SEASON
ROOKIE SEAHAWKS SEASON
1ST ROUND 2003
DECEMBER 25, 1980
TACOMA, WASHINGTON

PRO: Local product chosen with the 11th overall pick in the first-round of the 2003 NFL Draft, becoming the first defensive player taken in the first round by the Seahawks since DE Lamar King (1999) and only the third cornerback drafted in the first round by the Seahawks in team history. The fifth highest cornerback taken by Seattle and highest since Shawn Springs was chosen third in 1997.

COLLEGE: Started at left cornerback at Washington State ever since early in his freshman year. Has not allowed a touchdown reception in his last two seasons. Finished his career with 201 tackles (153 solos), five stops behind the line of scrimmage, eleven interceptions for 139 yards in returns and 49 pass deflections in 42 games. **SENIOR:** An All-American second-team pick by the Associated Press, and First-Team All-Pac-10 Conference choice, he served as team captain and started every game at left cornerback. Finished the season third on the team with 74 tackles (59 solos) and a stop behind the line of scrimmage. Had three interceptions for 33 yards in returns, deflected 13 passes and also recovered a fumble. Returned 38 punts for 402 yards (10.6 avg.). Finished career with five solo tackles, a pass defended and two punt returns for 10 yards versus Oklahoma in the Rose Bowl. **JUNIOR:** All-Pac-10 Conference honorable mention. Started seven games, recording 37 tackles (31 solo) with three stops for losses of seven yards, forced and recovered a fumble, had three interceptions for 51 yards in returns and seven pass defended. Suffered a broken thumb

that forced him to miss four games. Collected six tackles with three passes defended versus Purdue in the Sun Bowl. **SOPHOMORE:** Started every game at left cornerback, earning Player of the Game honors versus Stanford. Recorded 53 tackles (43 solo) with three interceptions and 16 pass deflections and a fumble recovery. **FRESHMAN:** Freshman All-Pac 10 Conference selection. Played in 11 games, starting seven of the final eight contests. Recorded 37 tackles (27 solo) with two interceptions for 48 yards in returns and 13 pass defended. **PERSONAL:** Attended Wilson (Tacoma, Wash.) High School. Earned three varsity letters, two in basketball and track.


Served as as team captain for three sports as a senior. As a junior, named the top offensive player on the team, while in basketball, he was chosen Mr. Defense. Triple jumped 47-6 to capture ninth place at the State track meet. As a senior, earned All-State first team honors by Associated Press, the Seattle PI and Washington Prep Report. Was a Seattle Times Red Chip honoree and named to the Western 100 (number eight DB) by the Tacoma News Tribune. Named Washington AAAA player of the Year by TNT as well as to the paper's All-League, All-Area and All-State teams. Won the state 4-A title. Scored 30 touchdowns and rushed for more than 1,800 yards. On defense, he recorded 48 tackles and eight interceptions. Majored in communications.



KEN HAMLIN

FREE SAFETY
6-2 209
ARKANSAS

26



ROOKIE NFL SEASON
ROOKIE SEAHAWKS SEASON
2ND ROUND 2003
JANUARY 20, 1981
MEMPHIS, TENNESSEE

PRO: Selected with the 10th pick in the second round (42nd overall) and is only the second player drafted by the Seahawks from the University of Arkansas (Billy Joe Edmonds, 1986).

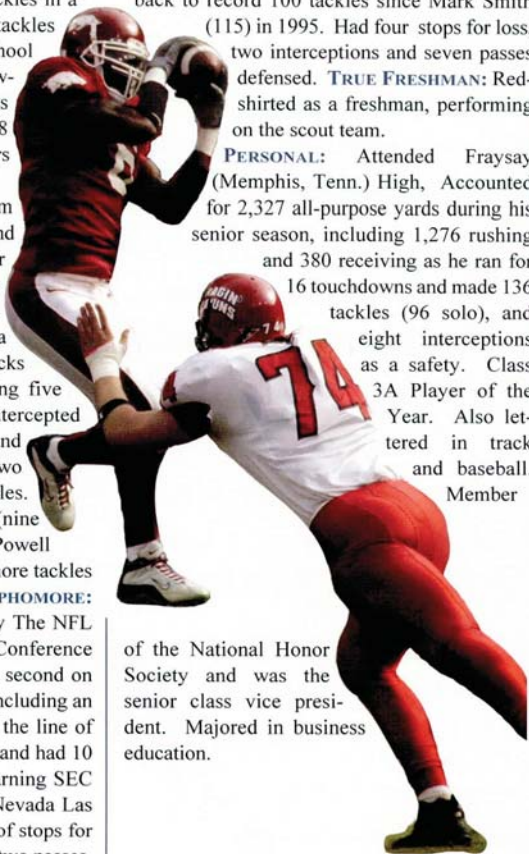
COLLEGE: Touted as the best defensive player in school history since Steve Atwater (1985-88). A Bronko Nagurski National Defensive Player of the Year nominee, became the first player in school history to record over 100 tackles in a season three times. Recorded 381 tackles (221 solo), breaking the old school career-record of 367 hits by Cliff Powell (1967-69). Caused eight fumbles and recovered five others, deflected 28 passes and intercepted nine others while playing in 36 games.


RS JUNIOR: All-American first-team selection by The NFL Draft Report and The Sporting News. Nominated for the Jim Thorpe Award, given to the nation's premier defensive back. Started all year at free safety, setting a school season-record for defensive backs with 159 tackles (97 solo), including five stops for losses of 14 yards. Intercepted four passes for 33 yards in returns and had 11 passes defended. Recovered two fumbles and had four forced fumbles. Collected a career high 22 tackles (nine solo) versus Troy State. Only Cliff Powell (24) and Ronnie Caveness (23) had more tackles in a game for the Razorbacks. **RS SOPHOMORE:** All-American second-team choice by The NFL Draft Report and All-Southeastern Conference first-team pick. Finished the season second on the team with 118 tackles (67 solo), including an assisted sack and three stops behind the line of scrimmage. Intercepted three passes and had 10 pass defended. Began the season earning SEC Player of the Week Honors versus Nevada Las Vegas where he had 0.5 sack, a pair of stops for losses, recovered a fumble, deflected two passes,

intercepted another and posted 11 tackles. **RS FRESHMAN:** Freshman All-American choice by The Sporting News and Football News. Named to the Knoxville News-Sentinel's and SEC Coaches' Freshman All-SEC teams. Became the first freshman and only the second defensive back in school history to lead Arkansas in tackles, posting 104 tackles (57 solo). Was the first Razorback to record 100 tackles since Mark Smith (115) in 1995. Had four stops for loss, two interceptions and seven passes defended. **TRUE FRESHMAN:** Red-shirted as a freshman, performing on the scout team.

PERSONAL: Attended Fraysay (Memphis, Tenn.) High, Accounted for 2,327 all-purpose yards during his senior season, including 1,276 rushing and 380 receiving as he ran for 16 touchdowns and made 136 tackles (96 solo), and eight interceptions as a safety. Class 3A Player of the Year. Also lettered in track and baseball. Member

of the National Honor Society and was the senior class vice president. Majored in business education.





WAYNE HUNTER

TACKLE
6-5 **303**
HAWAII

73

ROOKIE NFL SEASON
ROOKIE SEAHAWKS SEASON
3RD ROUND 2003
JULY 2, 1981
HONOLULU, HAWAII

PRO: Selected with the ninth pick of the third round (73rd overall). He is the 32nd tackle taken by the Seahawks in draft history, but is only the tenth taken in the third round or higher.

COLLEGE: Former defensive lineman who began his career at the University of California before transferring to Hawaii. Bothered by back problems as a sophomore, moving to the offensive line in 2002. **RS**

JUNIOR: Started all year at left offensive tackle position, registering 69 knockdowns for an offense that averaged 386.1 yards per game.

RS SOPHOMORE: Appeared in 11 games at right defensive tackle for Hawaii, starting the first two contests. Recorded 12 tackles (seven solo) with a stop behind the line of scrimmage. **SOPHOMORE:**

Redshirted under NCAA transfer


rules. **FRESHMAN:** Played eight

games as a reserve defensive

tackle at the University

of California, recording 14 tackles with 1.5 sacks for minus 16 yards and five stops for losses of 20 yards.


PERSONAL: Attended Radford (Honolulu, HI) High. Earned three letters each in football, basketball and track. All-American selection by Prep Star.



SENECA WALLACE

QUARTERBACK
5-11 196
IOWA STATE

15



ROOKIE NFL SEASON
ROOKIE SEAHAWKS SEASON
4TH ROUND (A) 2003
AUGUST 6, 1980
SACRAMENTO, CALIFORNIA

PRO: Selected with the 13th pick in the fourth round (110th overall) for the Seahawks in the 2003 draft. His selection marks the third consecutive year the Seahawks have selected a quarterback in the draft, 14th in Seahawks history.

COLLEGE: Was originally recruited as a defensive back by Oregon State, but left that school when his mom became ill, enrolling close to home at Sacramento City Junior College. Joined the Iowa State program in 2001 and was named Big Twelve's Newcomer of the Year. In two seasons at Iowa State, he completed 411 of 712 passes (57.7%) for 5,289 yards, 26 touchdowns and 27 interceptions, adding 912 yards and 15 scores on 237 carries (3.8 avg) in 25 games. Only Alex Espinoza (5,307, 1984-86) gained more yards passing in school history. His 6,201 yards in total offense shattered Espinoza's previous all-time school mark of 5,018 yards. **SENIOR:**

Consensus All-Big Twelve Conference second-team choice. Team co-captain and co-recipient of the Ray Scott Award, given to the team's most valuable player. Finalists for the Johnny Unitas Golden Arm Award, given to the nation's top senior quarterback. Started every game, setting school season-records as he completed 244 of 443 passes (55.1%) for 3,245 yards, 15 touchdowns and 18 interceptions, topping the previous marks of 234 completions of 403 passes for 2,639 yards by David Archer in 1983. Gained 437 yards with eight touchdowns on 123 carries (3.6 avg). His 3,682 yards in total offense broke Archer's previous record of 2,639 in 1983. Finished his career 13 of 38 for 107 yards and 13 rushes for 83 yards in the Humanitarian Bowl versus Boise State.


JUNIOR: Named Big Twelve Conference Newcomer of the Year. Team co-MVP and recipient of the

Durwood "Dury" Moss Award, given to the team's top newscomer. All-Big Twelve honorable mention. Completed 167 of 269 passes (62.1%) for 2,944 yards, 11 touchdowns and nine interceptions. Gained 475 yards with seven scores on 114 carries (4.2 avg) in 11 regular season games. Finished the season in the Independence Bowl versus Alabama, where he threw 42 passes with 25 completions for 284 yards and had 7 carries for 28 yards. **JUNIOR COLLEGE:** JUCO All-American and All-Conference selection as a sophomore at Sacramento City (Calif.) Junior College. Passed for 3,675 yards and 22 touchdowns and rushed for 550 yards on 49 carries for nine touchdowns. As a freshman in 1999, he completed 106 of

155 passes for 1,398 yards and seven touchdowns, rushing for 330 yards and 13 touchdowns on 25 carries.

Team finished 9-2 his two seasons and was two-time Capitol Shrine Bowl Champion. Also saw action as team's kicker. **PERSONAL:** Attended Rancho Cordova (Sacramento, Calif.) High. All-CIF second team pick as a junior, adding All-Sierra Conference and All-City first team


honors as a senior. Played basketball and was named first-team All-Sierra Conference and received honorable mention for the All-Sacramento team. Lettered twice in football and three times in basketball. Majored in sociology.



SOLOMON BATES

LINEBACKER
6-1 243
ARIZONA STATE

50



ROOKIE NFL SEASON
ROOKIE SEAHAWKS SEASON
4TH ROUND (B) 2003
APRIL 18, 1982
MORENO VALLEY, CALIFORNIA

PRO: Selected with the 38th pick in the fourth round (135th overall) and is only the first linebacker taken since Orlando Huff in 2001.

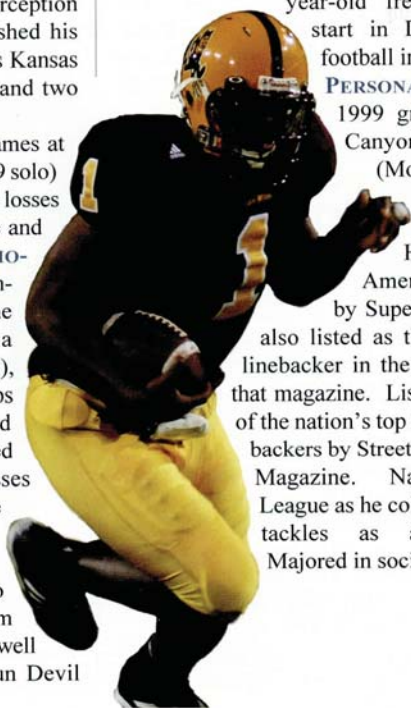
COLLEGE: Started 34 of 43 games at Arizona State, recording 248 tackles (133 solos) with five sacks for a loss of 25 yards, 29 stops for losses of 79 yards, six fumble recoveries, five forced fumbles, three interceptions and 18 passes defended. **SENIOR:** Appeared in 12 games, starting seven at inside linebacker. Recorded 58 tackles (29 solo) with a 5-yard sack and four stops for losses of 13 yards. Had one interception and three passes defended. Finished his career in the Holiday Bowl versus Kansas State, with nine tackles (5 solo) and two stops for a loss of 7 yards.


JUNIOR: Started the first nine games at linebacker, recording 49 tackles (19 solo) with a 9-yard sack and six stops for losses of 13 yards. Recovered a fumble and had six passes defended. **SOPHOMORE:** All-Pac-10 Conference honorable mention. Started every game at middle linebacker. Made a career-high 99 tackles (70 solo), including three sacks and 12 stops for losses of 33 yards. Caused and recovered four fumbles, intercepted two passes and had eight passes defended. Had six tackles (five solo) and a stop for a 3-yard loss in the Aloha Bowl versus Boston College. **FRESHMAN:** Named to The Sporting News' first team Freshman All-American squad, as well as earning the Bill Kajikawa Sun Devil

Award as ASU's most outstanding freshman. Named to the Seattle Post-Intelligencer's Pac-10 All-Freshman team and one of the "Top 10 Freshman" by Sports Illustrated. Played in eight games, starting six at middle linebacker, and finished eighth on the team with 42 tackles (15 solo), despite not starting until the third game into the season and suffering a season-ending knee injury at Oregon (10/30). Had five stops for losses of 13 yards. Recovered and caused a fumble and had a pass defended. Was one of only three 17-

year-old freshmen to start in Division I football in 1999.

PERSONAL: A 1999 graduate of Canyon Springs (Moreno Valley, Calif.) High. All-American pick by Super Prep and also listed as the No. 13 linebacker in the nation by that magazine. Listed as one of the nation's top seven linebackers by Street & Smith's Magazine. Named All-League as he collected 120 tackles as a junior. Majored in sociology.





CHRIS DAVIS
FULLBACK
5-11 235
SYRACUSE

35

ROOKIE NFL SEASON
ROOKIE SEAHAWKS SEASON
5TH ROUND 2003
NOVEMBER 8, 1979
TAMPA, FLORIDA

PRO: Selected with the 30th pick of the fifth round (165th overall) by the Seahawks in the 2003 draft. Only the 11th fullback drafted in Seahawks history.

COLLEGE: Finished his career with 202 yards and seven touchdowns on 73 carries (2.8 avg) and nine receptions for 53 yards (5.9 avg). **RS SENIOR:** Played in every game, starting nine contests at fullback. Carried the ball 31 times for 85 yards (2.7 avg) and a touchdown.

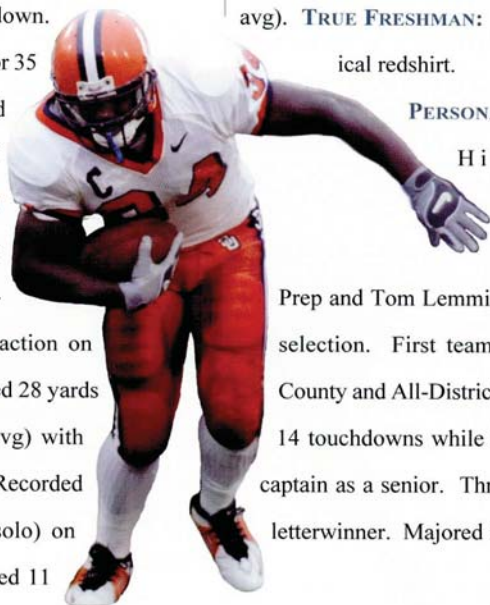
Caught five passes for 35 yards (7.0 avg) and recorded a pair of solo tackles. **RS**

JUNIOR Played in every game as a fullback and also saw action on special teams. Gained 28 yards on 12 carries (2.3 avg) with three touchdowns. Recorded three tackles (two solo) on special teams. Gained 11


yards on a pair of carries versus Kansas State in the Insight.com Bowl. **RS SOPHOMORE:** Played in every game, starting six games, with 26 carries for 86 yards (3.3 avg) and three touchdowns. Made three catches for 21 yards (7.0 avg). Member of the Athletic Director's Academic honor roll. **RS FRESHMAN:** Played as a reserved tailback, seeing action in two games. Finished with 31 yards on four carries (7.8 avg). **TRUE FRESHMAN:** Granted a medical redshirt.

PERSONAL: Attended Hillsborough (Tampa, Fla.) High. Super

Prep and Tom Lemming All-Regional selection. First team All-Area, All-County and All-District choice. Scored 14 touchdowns while serving as team captain as a senior. Three-year football letterwinner. Majored in sociology.



RASHAD MOORE



DEFENSIVE TACKLE
6-3 324
TENNESSEE

69

ROOKIE NFL SEASON
ROOKIE SEAHAWKS SEASON
6TH ROUND 2003
MARCH 16, 1979
HUNTSVILLE, ALABAMA

PRO: Selected with the 10th pick of the 6th round (183rd overall) of the 2003 draft. Only the fifth player in Seahawks history to be drafted from the University of Tennessee.

COLLEGE: Took over the team's defensive anchor in his final year and recorded 95 tackles (61 solo) with 3.5 sacks, nine stops behind the line of scrimmage, three fumble recoveries, two forced fumbles and five pass deflections during his career. **RS SENIOR:** All-Southeastern Conference honorable mention by the Associated Press. Recorded a career-high 41 tackles (28 solo) with two sacks for minus 26 yards and four stops for losses of 31 yards. Had a quarterback pressure, a forced fumble and three fumble recoveries. Closed out his career with three tack-


les versus Maryland in the Peach Bowl. **RS JUNIOR:** Played in every game, starting four. Finished with 28 tackles (13 solo), an interception, three passes defended and seven quarterback pressures. Collected a season-high five tackles (four

solo) with a pair of pressures versus Louisiana State in the SEC Championship. **RS SOPHOMORE:** Appeared in seven games as a reserve defensive tackle, recording 22 tackles (17 solo) with 1.5 sacks for minus 21 yards and five stops for losses of 29 yards. Had a pass defended and forced a fumble. **RS FRESHMAN:** Missed the first four games of the season with a high ankle sprain, collecting four tackles (three solo) in limited action. **TRUE FRESHMAN:** Redshirted as a freshman.

PERSONAL: Attended Johnson (Huntsville, Ala.) High. Player of the Year and All-Around and Defensive MVP as a senior. Made 65 tackles, 10.5 sacks, three fumble recoveries, including one

returned for a touchdown as a senior. All-Metro and All-Area in basketball. Born


Glenn
Rashad
Moore.
Majored in psychology.



JOSH BROWN

KICKER
6-0 202
NEBRASKA

3




ROOKIE NFL SEASON
ROOKIE SEAHAWKS SEASON
7TH ROUND (A) 2003
APRIL 29, 1979
FOYIL, OKLAHOMA

PRO: Selected with the eighth pick in the seventh round (222nd overall) by the Seahawks in the 2003 draft. The selection marked only the third time the Seahawks have chosen a kicker in the draft.

COLLEGE: Finished third on Nebraska's all-time scoring list with 315 points, topped only by Eric Crouch (368 points, 1998-2001) and Kris Brown (388, 1995-98). **RS SENIOR:** All-Big Twelve Conference first-team selection by the league's coaches and the Kansas City Star, adding second-team honors from the Associated Press. Named Big Twelve Special Teams Player of the Week versus Arizona State. Led the team in scoring with 88 points, connecting on 14 of 18 field goals (77.8%) and all 46 extra point attempts. Thirty-six of his 68 kickoffs resulted in touchbacks. Closed out his career with 11 points on a pair of conversions and three field goals versus Mississippi in the Independence Bowl. **RS**


JUNIOR: Appeared in ten games, scoring 64 points (third on the team) as he made 10 of 14 field goals and 34 of 37 extra point attempts. Had a pair of conversions versus Miami in the Rose Bowl. **RS SOPHOMORE:** Scored 75 points and was successful on five of 10 field goals and set a school record with 60 consecutive extra points. Booted a 51-yarder and set an NCAA bowl record as he connected on all nine extra point attempts versus Northwestern in the Alamo Bowl. **RS FRESHMAN:** Took over placekicking

chores, connecting on 14 of 20 field goals and 46 of 47 extra points as he scored 88 points. **TRUE FRESHMAN:** Redshirted as a freshman. **PERSONAL:** Attended Foyil (Okla.) High. Played running back, safety and served as the team's punter and place kicker. Also returned punts and kickoffs. Hit on eight of 16 field goal attempts, with a career-long 61-yarder in the state playoffs in 1996. As a running back, he rushed for 1,891 yards and 51 touchdowns, playing eight-man football. Totaled 9,136 career all-purpose yards and 122 career touchdowns. As a senior, he earned first-team All-State honors.



Four-year letterman in both football and track and earned

three basketball letters. Two time Class A state champion in the high jump, clearing a career-best of 6-8 at the state meet in both 1997 and 1998. Majored in communications.



TACO WALLACE

WIDE RECEIVER
6-1 190
KANSAS STATE

18

ROOKIE NFL SEASON
ROOKIE SEAHAWKS SEASON
7TH ROUND (B) 2003
APRIL 14, 1981
LOS ANGELES, CALIFORNIA

PRO: Selected as the final pick of the Seahawks in the seventh round (224th overall). His selection marks the fourth time in five years that the Seahawks have selected a wide receiver in the draft.

SENIOR: Played in 13 games and had 39 catches for 704 yards (18.1 avg). Had five touchdown grabs with a long of 58

yards. **JUNIOR:** Played in one game.

Saw action as a reserve wide receiver versus Texas A&M (10/20). Caught two passes for 17 yards versus the Aggies. **JUNIOR COL-**


LEGE: Ranked among the top 50 junior college prospects in nation by SuperPrep magazine at Mount San Antonio (Calif.) College. Honorable mention All-American and first team All-

Mission Conference. Had 49 catches for 1,072 yards and nine touchdowns, averaging 21.9 yard per catch. Had seven catches for 238 yards in Southwestern Bowl. Member of All-America 4x100 relay team that won California State JC title.

PERSONAL: First team all-league player at Taft (Canoga Park, Calif.) High.

Team MVP in 1998 and earned All-San Fernando Valley honors. Finished with 80 receptions in 10 games his senior year.

Earned two letters in track and field and was a member of a 4x400 relay team that earned All-America status. Full name is Lawrence Wallace.



ADDITIONAL FREE AGENT BIOS

LUIS ALMANZAR, DT, 6-3, 295, 1ST YEAR, SW MISSOURI STATE (JERSEY CITY, N.J.)


Allocated to NFL Europe by the Seahawks. Signed with the club as a free agent January 7, 2003.



Signed by Rams April 26, 2002 as a free agent, but released August 31. Spent March 2002, with Arena Football League's New Jersey Gladiators. Was in 2001 training camp with Pittsburgh after signing with Steelers as undrafted rookie free agent. Played in 10 games as senior at SWMS, collecting 24 tackles (14 solo), three tackles for loss, and three passes defended. Played in nine games, starting six, as junior. Named honorable mention All-Gateway Conference and earned All-Gateway newcomer honors. Led team with 10 sacks. Lettered as sophomore at Nebraska on 1998 national championship team before transferring to SWMS. Redshirted as true freshman. Sociology major. Played three years at Dickinson High School. Born December 15, 1976 in Jersey City, N.J.

WALTER BERNARD, CB, 6-2, 200, 1ST YEAR, NEW MEXICO (SAN DIEGO, CALIF.)

Signed with Seattle December 13, 2002 after Lamar King (knee) was placed on injured reserve. Made




his NFL debut on special teams at Atlanta (12/15). Declared inactive vs. St. Louis (12/22) and at San Diego (12/29). Signed as an undrafted rookie free agent vs. May 16, 2001 by the San Diego Chargers. The Chargers waived him before the 2001 season and he was signed by the Indianapolis Colts in January 2002. The Colts allocated him to the Frankfurt Galaxy of NFL Europe where he recorded 10 solo stops, one interception, three passes defended and five special teams tackles. Waived by the Colts before the 2002 season.

At New Mexico, led team with three interceptions and was second on the team with 11 passes defended as a senior. Had 40 tackles in his final season. Finished his career with six interceptions in 32 career starts. Majored in university studies and film-making. Attended San Diego's Rancho Buena Vista High School where he lettered in football, basketball and track. Born May 3, 1978.

CEDRIC BONNER, WR, 5-11, 181, ROOKIE, TEXAS A&M COMMERCE (DALLAS, TEXAS)

Signed as an undrafted rookie free agent May 1, 2003. Played two years (1997-98) at Ranger JC where



he caught 60 passes for 671 yards and three touchdowns before transferring to Texas A&M Commerce (formerly known as East Texas State). Redshirted the 1999 A&M Commerce season. Finished three-year playing career at Commerce with 63 receptions for 871 yards (13.8 avg.) with five scores and a long of 75 in 24 games. Also rushed 16 times for 102 yards (6.4 avg.) and returned eight kickoffs for 155 yards (19.4 avg.). Set career-high as a senior with 35 receptions for 436 yards (12.5 avg.) and two touchdowns.

Played in only three games in 2001 after suffering a broken hand that earned him a medical redshirt year. Had six catches for 80 yards that year. Led the team in receiving yards in 2000 with 355 and second on the team with 22 catches. Caught his career-long of 75 yards in his very first game vs. Abilene Christian. All-city receiver at Spruce High. Also played basketball and track. Majored in kinesiology. Born December 14, 1978.

KERRY CARTER, RB, 6-1, 238, ROOKIE, STANFORD (VAUGHN, ONTARIO)

Signed as an undrafted rookie free agent May 1, 2003. Played all four years at Stanford, ranking eighth



on the school's career rushing list with 2,039 yards on 538 carries (3.8 avg.) and fourth on its career rushing touchdown list with 23. One of four players in Stanford history to score four rushing touchdowns in one game and is the only player to do it twice. He also added 25 receptions for 302 yards (12.1 avg.) with two scores. Led the team in rushing with 524 yards on 149 carries and two scores his senior season. Against Oregon his junior year, carried 26 times for 64 yards and tied a school game record with four rush touchdowns (6, 6, 1 and 3 yards). Posted his third career 100-yard game with 102 yards vs. UCLA on 29 carries. Finished that year with nine scores. Was named the team's top sophomore after rushing for 729 yards on 179 carries with six touchdowns. Rushed for four touchdowns vs. USC on 20 carries for a career-high 123 yards. His other 100-yard game came against Arizona State (19-103-5-4-1). Played in 10 games his freshman year, rushing 87 times for 330 yards and six scores. Attended Henry Car High in Ontario, Canada. Won the 1997-98 Henry Jerome Award as the top student-athlete in Canada.

Also played linebacker and safety, and participated in basketball, volleyball and track. Was a two-time all-star in basketball. Majored in cultural and social anthropology. Born December 19, 1980.

BRIAN CRAWFORD, T, 6-6, 315, 2ND YEAR, WESTERN OREGON (LAKE OSWEGO, ORE.)

Signed by the Seahawks on January 7, 2003 and allocated to NFL Europe League. Originally drafted by the Minnesota Vikings in the seventh-round (225th overall) of the 2001 NFL Draft. Declared inactive for all 16 games of the 2001 season. Released August 26, 2002. First player in school history to earn All-Columbia Football Association honors four straight years. Started all 40 games that he played at Western Oregon and did not allow a sack in his last 30 games. His senior year, honored as a first-team All-American by the American Football Coaches Association. Named by the Sports Xchange as a first-team Little All-American and was also first-team All-Little Northwest and All-CFA. Recognized as the Most Valuable Lineman at the Division II Cactus Bowl. Helped lead the Wolves to the CFA Championship as a sophomore. Earned NAIA All-American honors in 1999 placing fifth in the discus and finished third in the same event his sophomore year (1997). Set the McArthur Stadium (WOU home field) mark with a throw of 168-8 in the discus. Graduate of Lakeridge High where he lettered twice in football. Also starred in wrestling and track and field. Earned a secondary education degree, specializing in social science. Born September 27, 1977 in Lake Oswego, Ore.

**KONRAD DEAN, G, 6-4, 303, 1ST YEAR, AKRON (JACKSON, N.J.)**

Claimed off waivers (Cleveland) September 2, 2002, after signing with the Browns as an undrafted rookie free agent April 26, 2002. Declared inactive at Oakland (9/8) and vs. Arizona (9/15) and was released September 21 with the return of Walter Jones. Signed to the team's practice squad September 24. Re-signed to the active roster after Isaiah Kacyvenski was put on injured reserve (12/4). Declared inactive the final four games of the season. Was a two-year starter for Akron after transferring from Temple after the 1998 season. Made 18 starts in two seasons at Temple. Sat out the 1999 season and was a second-team All-Mid-American Conference selection his junior year. Started all 11 games for the Zips as a senior and named a first-team All-Mid-American. Was a first-team all-conference and All-Ocean County pick after senior season at Jackson Memorial High. Invited to play in the New Jersey state all-star game. A six-time New Jersey state power lifting champion. Majored in business and organizational communications. Born June 6, 1979.

**DEITAN DUBUC, TE, 6-4, 248, ROOKIE, MICHIGAN (FABREVILLE, QUEBEC)**

Signed as an undrafted rookie free agent May 13, 2003 by Seattle. Played in 43 career games for the Wolverines, posting five catches for 60 yards with one score and adding 12 special teams tackles. Played in all 13 games his senior year with one catch for 9 yards and a career-high seven special teams tackles. Redshirted his true freshman season. Was a two-time All-Big-Ten Academic selection. Prepped at Vieux Montreal High totaling 80 catches for 1,250 yards and 15 scores in his career. Rated as one of the top-five players in Canada. Majored in sports management and communications. Name is pronounced DAY-tah Du-BUKE. Born February 4, 1977.

**JOEY EVANS, DE, 6-5, 280, 1ST YEAR, NORTH CAROLINA (FAYETTEVILLE, N.C.)**

Allocated by Seattle to NFL Europe. Signed by Seattle December 18, 2002 to its practice squad. Drafted by Cincinnati in the seventh-round (219th overall) of the 2002 NFL Draft. Released August 26. Played in all 46 career games at North Carolina, collecting 114 tackles (75 solo) and 13.5 sacks. Started all 12 games and had a career-high 40 tackles (26 solo) his senior year and a career-high eight sacks his junior year. Three-year letterman at E.E. Smith High where he made the All-Cape Fear regional team as a senior, helping his team to a 13-2 record. Also played basketball and track. Majored in exercise and sports science. Born August 22, 1979.


**SHANE HALL, G, 6-6, 305, ROOKIE, SOUTH CAROLINA (INDIAN MILLS, N.J.)**

Signed as an undrafted rookie free agent May 1, 2003. Started 27 of 41 career games for the Gamecocks. Started all 12 games at right guard his senior year. Named second-team All-SEC and chosen to play in the Hula Bowl after helping the Gamecocks to over 315 yards of total offense per game. Played both guard and tackle his junior year while being named second-team All-SEC. Started 11 of 12 games in which offense averaged 360 yards per game. Saw action in all 12 games with two starts his second season and played in five games, with two starts, his freshman campaign. All-state at Shawnee High School. Business administration major. Born December 18, 1980.



KAHLIL HILL, WR, 6-2, 200, 1ST YEAR, IOWA (IOWA CITY, IOWA)


Signed by the Seahawks January 15, 2003. Drafted in the sixth-round (184th overall) by the Atlanta Falcons in the 2002 NFL Draft. Cut during the preseason but signed to the team's practice squad. Signed to the active roster September 14 and returned four punts for 12 yards vs. Chicago (9/15), losing one fumble that was recovered by the Bears. Released on September 17. Signed to the New Orleans Saints practice squad October 3 but was released. Signed to the Detroit Lions practice squad December 12 for the remainder of the season. A three-year starter at split end and an excellent kick returner for Iowa.



Caught at least one pass in 35 straight games. Ranks second on Iowa's career record list with 152 receptions, his 1,892 yards rank sixth and his 15 touchdowns rank fifth. Returned 58 kickoffs for a school-record 1,509 yards (26.0 avg.) with two scores and had 45 punt returns for 556 yards (12.4 avg.) with two touchdowns. Given the Mosi Tatupu Award for being the top special teams player in the country his senior year. All-Big 10 honorable mention after starting every game and catching a career-high 59 passes for 841 yards and eight touchdowns his final season. Averaged 119.25 all purpose yards per game. All-Big 10 Conference first-team pick by The Sporting News as a kickoff returner after his junior year. Did not play his sophomore year. Became the first freshman to lead Iowa in receiving for a season (35-432-12.3-2). Also became the first Hawkeye to return a kickoff and punt for a touchdown in the same game vs. Central Michigan, in his college debut. Attended Iowa City High School, where he was named to the Des Moines Register Elite all-state team after his senior year. Named one of the top-10 receivers in the country by Prep Football Report. Named to Super Prep's All-American team. Son of NFL All-Pro J.D. Hill, brother Lonzell played in the NFL and attended Washington, brother J.D. Jr. also attended Washington, brother Shelby played at Syracuse and brother Hakim is a sophomore running back at Arizona State. Majored in communications. Born March 18, 1979.

EMMETT JOHNSON, WR, 6-3, 202, 1ST YEAR, VIRGINIA TECH (CHESAPEAKE, VA.)

Allocated to NFL Europe. Signed to Seattle's practice squad September 2, 2002 where he spent the entire season. Originally signed by the Washington Redskins as an undrafted rookie free agent but was released August 25, 2002. At Virginia Tech, appeared in 41 games, collecting 58 catches for 836 yards (14.4 avg.) and five touchdowns. Caught only 11 balls for 147 yards and one score due to hamstring injury. Was Michael Vick's favorite target his junior year when he caught a team-leading 34 passes for 574 (16.9 avg.) and three scores. Attended Western Branch High where he played one year of varsity football. Earned first-team all-district, all-Tidewater and all-region honors. Lettered four years in track. Won the Group AAA indoor and outdoor triple jump titles as a senior. Ran a leg on the state championship 4x100-meter relay team as a junior. Also earned all-state honors that year in the triple jump. Majored in residential property management. Born March 17, 1980.

**DANE KRAGER, LB, 6-2, 238, 1ST YEAR, ANGELO STATE (LEANDER, TEXAS)**

Allocated by Seattle to NFL Europe. Signed by the Seahawks January 7, 2002. Signed as an undrafted rookie free agent April 24, 2002 by the Minnesota Vikings but was released August 26. Was a volunteer coach at his alma mater during 2002. Played defensive end at Angelo State where he is the school's all-time leader with 31 career sacks. Set the school record with 15 sacks in 1999. A first-team All-Lone Star Conference choice, AP Little All-American and Division II Football.com Co-West Division All-American and Defensive Player of the year his senior year. Had a career-high 94 tackles, including eight sacks, three fumble recoveries, one forced fumble and a blocked kick that year. Had a career-high 21 tackles at Tarleton State. Named to the second-team All-Lone Star Conference his junior year and first-team his sophomore year, the first year as a full-time starter. All-district and honorable mention all-state pick at Leander High. Set high school record with 24 tackles in one game. Won the district title in the discus. Also threw the javelin. Majored in english. Born May 18, 1979.

**DUSTIN KROEKER, T, 6-5, 312, 1ST YEAR, CAL POLY-SLO (SHAFTER, CALIF.)**

Signed with Seattle January 7, 2002. Originally signed by the Detroit Lions as an undrafted rookie free agent April 27, 2001. Played for the Rhein Fire in NFL Europe in 2001 and 2002. Started all 11 games as a senior for the Mustangs. Was an All-Academic selection by Successful Farming Magazine, along with being a Verizon Wireless All-Academic nomination. Helped protect All-Independent QB Seth Burford who passed for 2,672 yards, 23 touchdowns. During his first season with Cal Poly in 1999, he started every game at right tackle. Attended Bakersfield College from 1996-98. Attended Shafter High and he was a first-team All-Conference selection, along with being a Dean's List member.



NORRIS MCCLEARY, DT, 6-6, 305, 3RD YEAR, EAST CAROLINA (SHELBY, N.C.)


Signed by Seattle as a free agent December 17 after Kris Richard (hernia) went on the injured list.



Declared inactive for the final two games of the 2002 season. Spent Spring 2002 playing for the Frankfurt Galaxy of NFL Europe, earning an All-NFLEL selection at defensive tackle. Saw action in 10 contests in 2001 with Kansas City, posting seven tackles (five solo). Originally signed by Kansas City as an undrafted rookie free agent but was released on August 27, 2000. Signed to the practice squad on August 30 and promoted to active roster on November 24, playing in three games and posting two assisted tackles. Started 37 games at East Carolina, tallying 155 tackles (101 solo), 8.5 sacks, three forced fumbles and seven fumble recoveries. Started 10 games for the Pirates in 1999. Had 33 tackles (18 solo), one sack, two fumble recoveries and two blocked kicks. Ran for 40 yards for his first collegiate score after recovering a fumble at Army. Totaled 13 tackles, one tackle for loss, one fumble recovery and four pass deflections as a freshman. Two-time all-conference lineman at Bessemer City High. Recognized with All-State honors as a senior. Majored in information processing. Born May 10, 1977.

KEITH MILLER, LB, 6-1, 245, 3RD YEAR, CALIFORNIA (SAN DIEGO, CALIF.)

Signed with Seattle as a free agent January 17, 2002 but was waived August 26. Re-signed by the



club November 12. Played in seven games (23 career), collecting seven special teams tackles (22 career). Saw first career time at linebacker at San Diego (12/29), replacing Orlando Huff (elbow) in the fourth quarter. Credited with a tackle (three career) at the goal-line. Signed as a rookie free agent in 2000 by the St. Louis Rams. Played in all 16 games as a rookie, mainly on special teams, collecting two tackles and 15 special teams tackles. Signed by the Tennessee Titans July 2001 after being released by the St. Louis Rams, but was released before the regular season. Did not play in 2001. Started in 10 games for California as a senior, finishing second on the team with 62 tackles (39 solo). Named to the All-Pac-10 conference second-team by sportspage.com. Transferred to California after earning All-Mission League and All-State Region IV first-team honors as a sophomore at Palomar (Calif.) Junior College. Lettered in football, basketball and volleyball at Mt. Carmel High in San Diego, Calif. Recorded 118 tackles (72 solo) with five fumble recoveries, eight forced fumbles and three blocked kicks in senior year.

KAULANA NOA, G, 6-3, 315, 3RD YEAR, HAWAII (KAMUELA, HAWAII)

Signed to the Seahawks practice squad October 24, 2002. Originally selected by St. Louis in the



fourth-round of the 2000 NFL Draft (104th overall). Spent 2000 season on injured reserve after suffering wrist injury in training camp. Inactive all 16 games and three postseason games in 2001. Allocated to F.C. Barcelona Dragons of NFL Europe in 2002, starting nine games at left guard and missed Week 8 with an ankle injury. Released by the Rams August 26, 2002 and signed to its practice squad September 10, but cut October 1. First-team All-WAC his senior year at the University of Hawaii. Started every game his junior and senior seasons at left tackle, while earning WAC honorable mention his sophomore year. Started every game at left tackle as a freshman. All-state second-team and all-league first-team selection at Honokaa High. Majored in ethnic studies. Born December 29, 1976 in Honokaa, Hawaii.

GLENN PAKULAK, P, 6-2, 226, ROOKIE, KENTUCKY (LAPER, MICH.)


Signed as an undrafted rookie free agent May 1, 2003. Kentucky's all-time leading punter with a 44.3



average. Was a first-team All-American by CBS Sportsline and the NFL Draft Report, second-team pick by College Football News and third-team pick by the Associated Press after his senior season. Was a finalist for the Ray Guy Award, given to the nation's top punter. Received the Mosi Tatupu Award, given to the nation's Special Teams Player of the Year. Led the SEC and ranked third in the nation with 66 punts for 3,008 yards (45.6 avg.). His 41.1 net average ranked third in Division I and 31 of his kicks landed inside the 20. Booted a career-long 71-yarder vs. Tennessee. Football News third-team All-American pick his junior season, where he ranked sixth in the nation with 56 punts for 2,492 yards (44.5 avg.). Took over punting duties his sophomore year for the last three games. Joined the team in 1999 and redshirted. Played basketball and baseball at Rochester College in Michigan in 1998. Attended East High, also playing basketball and baseball. One of his relatives is Al Iafate, an NHL All-Star. Born April 9, 1980 in Pontiac, Mich.


WES PATE, QB, 6-3, 225, 1ST YEAR, STEPHEN F. AUSTIN (ARP, TEXAS)

Allocated to NFL Europe by the Seahawks. Signed by Seattle January 10, 2002. Was a seventh-round pick (236th overall) of the Baltimore Ravens in the 2002 NFL Draft. Released September 2. Earned Southland Football League Offensive Player of the Year as a senior and was a second-team All-SFL all three years at Stephen F. Austin. Transferred from Louisiana Tech after the 1998 season, where he was behind Tim Rattay. Threw for 2,626 yards and 19 scores his final season, leading the Southland Football League in passing yardage (262.6) for the second straight year. His yards were the second-most in school history. Threw for a career-high 345 yards vs. Sam Houston his sophomore year, posting two 300-yard games that season, the first since Mike Quinn in 1996 to surpass 300 yards. Behind Rattay, was 12 of 26 for 149 yards with two touchdowns. Led Arp High to the state quarterfinals as a senior. Threw for over 5,700 yards and 48 scores in his career, including 2,400 yards and 31 scores his senior year. All-East Texas, district MVP and two-time all-state selection in football. Also earned three straight all-district honors in baseball. Majored in kinesiology/biology. John Wesley Pate was born March 24, 1979 in Longview, Texas.



JON PENDERGRASS, WR, 6-0, 212, 1ST YEAR, SOUTHERN ILLINOIS (SPRINGFIELD, ILL.)

Signed by the Seahawks as an undrafted free agent April 29, 2002 but was released August 25. Re-signed January 7, 2003 and allocated to NFL Europe. As a senior, started nine games at safety and ranked sixth on the team with 43 tackles. Had one sack, two tackles for loss, four passes defended and a blocked punt. Missed two games due to injury. Transferred to SIU his senior year from Northern Illinois. As a junior at NIU, played free safety in seven games and recorded 15 tackles (11 solo), one forced fumble, a pass defended and a blocked punt. Recorded 46 tackles (31 solo), ninth best on the team as a sophomore. Majored in economics. Born October 7, 1978.




TELLIS REDMON, RB, 5-10, 210, 1ST YEAR, MINNESOTA (FORT WORTH, TEXAS)

Allocated to NFL Europe by Seattle. Signed as a free agent January 24, 2003. Signed as an undrafted rookie free agent with the Baltimore Ravens April 25, 2002. Released September 10. Ranks fifth on Minnesota's all-time rushing list with 2,535 yards, with 15 scores in 35 career games despite leaving after his junior year. Also had 47 career catches for 410 yards and two touchdowns. Rushed for 1,145 yards and six touchdowns on 185 carries in 11 games as a junior. Honorable mention All-Big 10. Rushed for 1,368 yards on 293 attempts, the third highest season rush total in school history, his sophomore year. Had fifth-best rushing performance in school history with 246 yards vs. N.C. State in the Micronpc.com Bowl, a Minnesota bowl record. Also tied a school-record with seven 100-yard rushing games. Graduate of Colleyville Heritage High. First-team Class 4A all-state selection as a senior after he rushed for 1,560 yards and 18 touchdowns. Also played basketball and track. Majored in pre-secondary education. Born December 19, 1978.



TONY SCOTT, CB, 5-11, 193, 3RD YEAR, NORTH CAROLINA STATE (LAWNDALE, N.C.)

Signed by Seattle January 7, 2003. Claimed off waivers from the New York Jets by the New England Patriots July 8, 2002 but was released August 24. Did not play in 2002. Was a New York Jets sixth-round draft choice (179th overall) in the 2000 NFL Draft. Played in all 16 games as a rookie and had one tackle, one interception and one pass defended, along with seven special teams tackles. Played in seven games in 2001, recording three special teams tackles (10 career). A four-year letterman who started 35 games and had 214 career tackles at North Carolina State. Started 11 games as a senior, recording 58 tackles (46 solo), one sack, one forced fumble and four interceptions. Earned All-ACC honorable mention after his junior year. Played one season at Hargrave Military Academy where he had 40 tackles, two interceptions and returned three punts for scores. Before Hargrave, became North Carolina's career leader in interceptions while at Lawndale Burns High with 33. Rushed for 1,625 yards and scored 21 times (16 rush, 2 int., 1 rec., 1 kickoff, 1 punt) with 13 interceptions his senior year. Named North Carolina's Player of the Year by USA Today in 1994. Also played basketball. Reunites with fellow Wolfpack teammate Koren Robinson (1999) and Damien Robinson (Jets, 2000). Majored in sociology. Born October 3, 1976.




ED STANSBURY, FB, 6-2, 245, 1ST YEAR, UCLA (EL PASO, TEXAS)

Signed by the Seahawks January 7, 2003. Originally signed April 25, 2002 as an undrafted rookie free agent by the Houston Texans. Waived and then re-signed to the team's practice squad September 10. Released September 24 and did not play in 2002. Played only two seasons at fullback for UCLA. Played in 10 games, nine starts, rushing 14 times for 52 yards and one score his senior year. Started six of last nine games at fullback his junior year. Played linebacker for his first two seasons after entering UCLA as a quarterback. Registered 13 tackles and one forced fumble. Was a four-year letter-winner at Irvin High in El Paso. Threw for over 2,500 yards, 27 touchdowns and rushed for over 2,000 yards as a quarterback his senior year. Texas state champion in the discus his sophomore year and runner-up his junior year. Also played basketball. Full name is Edmund Elisala Jeremia-Stansbury. Born May 3, 1979.

**BEN STEELE, TE, 6-5, 245, 1ST YEAR, MESA STATE (DENVER, COLO.)**


Claimed (Oakland Raiders) off waivers May 6, 2003. Originally signed as an undrafted rookie free agent by the San Francisco 49ers April 26, 2001. Played in four preseason games with the 49ers before being waived September 2. Signed to the 49ers practice squad January 2, 2002. Played for the Frankfurt Galaxy in Spring of 2002 and had 11 catches for 110 yards and one score. Waived August 26 but picked up by Oakland November 13, waived November 19, re-signed to practice squad November 27, waived January 7, 2003, re-signed to practice squad January 22, signed to active roster January 28 and released April 30. Played for two years at Mesa State after transferring from Fort Lewis College. Had 44 catches for 548 yards and eight scores in college career. Attended Palisade High, doubling as defensive end and tight end. Led team to two Class 3A state titles. Also lettered in basketball. Born May 27, 1978.

**JERHEME URBAN, WR, 6-3, 212, ROOKIE, TRINITY (VICTORIA, TEXAS)**

Signed by Seattle as an undrafted rookie free agent May 1, 2003. Led the team with 75 receptions for 1,274 yards and eight touchdowns his senior season. Selected to the d3football.com first-team and Football Gazette second-team. Attended Stroman High. Born November 26, 1980.

**TRACY WHITE, LB, 6-0, 230, ROOKIE, HOWARD (ST. STEPHENS, S.C.)**


Signed by the Seahawks as an undrafted rookie free agent May 1, 2003. Started all 44 games played and led the team each season in tackles, becoming the school's all-time leader with 500, to go along with 22 sacks and six interceptions. Collected 97 stops (62 solo) his senior year and was named All-MEAC for the third straight year. Was a finalist for the Buck Buchanan Award for the second consecutive year, given to the top defensive player in Division I-AA. Also named the MEAC Defensive Player of the Year twice and was the Black College Defensive Player of the Year in 2001. Selected to play in the East-West Shrine Game after the 2002 season, the only I-AA player chosen to participate in the game. Born April 14, 1981.

**JOSH WHITMAN, TE, 6-4, 245, 3RD YEAR, ILLINOIS (LAFAYETTE, IND.)**

Signed by the Seahawks June 25, 2003 as a free agent. Has played in four career games, starting one, all in 2001. Spent four games of the 2002 season on the San Diego Chargers practice squad but waived November 19, 2002. Originally signed as an undrafted free agent in 2001 with the Buffalo Bills but was released before the season, signed to San Diego's practice squad on October 9 and to its active roster October 26. Finished four-year career at Illinois with 52 catches for 552 yards and seven touchdowns. Picked up the College Football Foundation Scholar-Athlete Award and team's Bruce Cape Award for dedication and courage his senior year. Earned a degree in finance with a 3.99 GPA. First-team all-state as a senior at William Henry Harrison High in Indiana. Also played basketball, finishing as school's third all-time career scorer. Was valedictorian of graduating class. Married, Jamin, and was born August 5, 1978.

**JASON WILLIS, WR, 6-1, 196, ROOKIE, OREGON (LOS ANGELES, CALIF.)**

Signed by the Seahawks May 1, 2003 as an undrafted rookie free agent. Walked-on to the Oregon program and had 93 receptions for 1,117 yards and two scores in 47 career games. Set career-highs his junior year with 43 catches for 448 yards followed by 28 catches for 446 yards his senior year, where he recorded his first two touchdowns. Had his career-high with nine catches for 107 yards vs. Utah his junior year, when he started nine times. Attended St. Bernard High where he played running back and safety. Named Del Rey League Defensive MVP as a senior. Born July 26, 1981.



DRAFT SUMMARIES



Seattle's 2003 #1 draft pick Marcus Trufant celebrates with his family on draft day.

1976 VETERAN ALLOCATION

Player,	Pos.	Former Team	Player,	Pos.	Former Team
Wayne Baker	DT	San Francisco	Gordon Jolley	T	Detroit
Carl Barisich	DT	Cleveland	Gary Keithley	QB	St. Louis
Nick Bebout	T	Atlanta	Art Kuehn	C	Washington
Lyle Blackwood	DB	Cincinnati	Kerry Marbury	RB	New England
Ed Bradley	LB	Pittsburgh	Al Matthews	DB	Green Bay
Dave Brown	DB	Pittsburgh	Sam McCullum	WR	Minnesota
Don Clune	WR	N.Y. Giants	John McMakin	TE	Detroit
Rondy Colbert	DB	N.Y. Giants	Eddie McMillan	DB	L.A. Rams
Dwayne Crump	DB	St. Louis	Bill Olds	RB	Baltimore
Mike Curtis	LB	Baltimore	Jesse O'Neal	DE	Houston
Jerry Davis	DB	N.Y. Jets	Joe Owens	DE	New Orleans
John Demarie	G	Cleveland	Bob Penchion	G	San Francisco
Norm Evans	T	Miami	Bob Picard	WR	Philadelphia
Ken Geddes	LB	L.A. Rams	Rocky Rasley	G	Kansas City
Gary Hayman	RB	Buffalo	Steve Taylor	DB	Denver
Fred Hoaglin	C	Houston	Dave Tipton	DE	San Diego
Neil Graff	QB	New England	Charles Waddell	TE	San Diego
Don Hansen	LB	Atlanta	Larry Woods	DT	N.Y. Jets
Ron Howard	TE	Dallas	Rolly Woolsey	DB	Dallas
Ken Hutcherson	LB	Green Bay			

1976 COLLEGE DRAFT

Rd.	Player,	Pos.	College	Rd.	Player,	Pos.	College
1.	Steve Niehaus	DT	Notre Dame	6.	Alvis Darby	TE	Florida
2a.	Sammy Green	LB	Florida	7.	Dick Dixon	DT	Arkansas St.
2b.	Sherman Smith	WR	Miami, OH	8.	Larry Shipp	WR	Louisiana St.
2c.	Steve Raible	WR	Georgia Tech	9.	Bob Bos	T	Iowa St.
3a.	Jeff Lloyd	DE	West Texas St.	10.	Randy Coffield	LB	Florida St.
3b.	Rick Engles	P	Tulsa	11.	Keith Muehr	P	SW La.
3c.	Don Bitterlich	K	Temple	12.	Ron Barnett	WR	Texas, Arlington
4a.	Steve Myer	QB	New Mexico	13.	Andy Reid	RB	Georgia
4b.	Randy Johnson	G	Georgia	14.	Jarvis Blinks	DB	Northwestern St.
4c.	Andrew Bolton	RB	Fisk	15.	Dan Smith	T	Washington St.
5a.	Don Dufek	DB	Michigan	16.	Jeff Urczyk	G	Georgia Tech
5b.	Ernie Jones	DB	Miami	17.	Chris Rowland	QB	Washington
5c.	Larry Bates	FB	Miami				

1977 COLLEGE DRAFT

Rd.	Player,	Pos.	College	Rd.	Player,	Pos.	College
1a.	(choice traded to Dallas)			4a.	John Yarno	C	Idaho
1b.	Steve August	G	Tulsa	4b.	Larry Seivers,	WR	Tennessee
	(choice from Dallas Cowboys)				(choice from Minnesota Vikings for Ahmad Rashad, WR)		
2a.	Tom Lynch	T	Boston College	5.	(choice traded to Detroit for Bill Munson, QB)		
	(choice from Dallas Cowboys)			6	Tony Benjamin	FB	Duke
2b.	(choice traded to Los Angeles Rams for draft choice and Geoff Reece, C)			7.	David Sims	RB-FB	Georgia Tech
2c.	Terry Beeson	LB	Kansas	8.	(choice traded to Houston Oilers for Steve Largent, WR)		
	(choice from Dallas Cowboys)			9.	George Adzick	S	Minnesota
2d.	Peter Cronan	LB	Boston College	10.	Sam Adkins	QB	Wichita State
	(choice from Los Angeles Rams)			11.	Bill Westbeld	T	Dayton
2e.	(choice traded to Dallas Cowboys for Duke Ferguson, WR) (choice from Dallas Cowboys)			12.	I.V. Wilson	DT	Tulsa
3.	Dennis Boyd	DE	Oregon State				

1978 COLLEGE DRAFT


Rd.	Player,	Pos.	College	Rd.	Player,	Pos.	College
1.	Keith Simpson	DB	Memphis State	9.	Rich Grimmert	T	Illinois
2.	Keith Butler	LB	Memphis State	10.	Rob Stewart	WR	Lafayette
3.	Bob Jury	DB	Pittsburgh	11a.	(choice traded to New Orleans Saints for Andy Dorris, DE)		
4.	Al Hunter	RB	Notre Dame	11b.	George Halas	LB	Miami
	(choice exercised in 1977 supplemental draft)				(choice from Miami Dolphins for Carl Barisich, DE)		
5.	Louis Bullard	T	Jackson State	12.	Jeff Bergeron	RB	Lamar
6.	Glenn Starks	WR	Texas A & I				
7.	John Harris	DB	Arizona State				
8.	(choice traded to Minnesota Vikings for Autry Beamon, S and Amos Martin, LB)						

1979 COLLEGE DRAFT

Rd.	Player,	Pos.	College	Rd.	Player,	Pos.	College
1.	Manu Tuaiasopo	DT	UCLA	6.	(choice traded to Dallas Cowboys for Bill Gregory, DE)		
2.	Joe Norman	LB	Indiana	7a.	Larry Polowski	LB	Boise State
3a.	Michael Jackson	LB	Washington		(choice from Washington Redskins for Don Testerman, FB)		
	(choice from San Francisco 49ers for Bob Jury, S)			7b.	(choice traded to Washington in Don Testerman transaction)		
3b.	(choice traded to Dallas Cowboys for Bill Gregory, DE)			8.	(choice traded to Detroit Lions for Ernie Price, DE)		
3c.	(choice traded to San Francisco 49ers in Bob Jury trade)			9.	Ezra Tate,	RB	Mississippi State
4a.	(choice voluntarily given to Buffalo Bills for Ahmad Rashad signing) (choice acquired from Tampa Bay Buccaneers for Larry Seivers, WR)			10.	Robert Hardy	DT	Jackson State
4b.	Mark Bell	TE	Colorado State	11.	Jim Hinesly	G	Michigan State
5.	(choice traded to Dallas Cowboys for Efren Herrera, K)			12.	Jeff Moore	RB	Jackson State

1980 COLLEGE DRAFT

Rd.	Player	Pos.	College	Rd.	Player	Pos.	College
1a.	Jacob Green	DE	Texas A & M (choice from Buffalo Bills)	7.	(choice traded to N.Y. Giants for Dan Doomink,FB)		
1b.	(choice traded to Buffalo Bills)			8a.	Vic Minor	S	N.E. Louisiana (choice from Minnesota for Steve Niehaus, DT)
2.	Andre Hines	T	Stanford	8b.	Jack Cosgrove	C	Pacific
3.	(choice traded to Buffalo)			9.	Jim Swift	T	Iowa
4.	Terry Dion	DE	Oregon	10a.	Ron Essink	T	Grand Valley State
5a.	Joe Steele	RB	Washington	10b.	Billy Reaves	WR	Morris Brown (choice from Houston for Sammy Green, LB)
5b.	Daniel Jacobs	DE	Winston-Salem St. (choice from Washington Redskins for Don Testerman, FB)	11.	Tali Ena	RB	Washington State
6.	Mark McNeal	DE	Idaho	12.	Presnell Gilbert	CB	U.S. International



Jacob Green



Kenny Easley



Curt Warner

1981 COLLEGE DRAFT

Rd.	Player	Pos.	College	Rd.	Player	Pos.	College
1.	Kenny Easley	S	UCLA	8.	Eric Lane	RB	Brigham Young
2.	David Hughes	FB	Boise State	9a.	Jim Stone	RB	Notre Dame
3.	Bill Dugan	G	Penn State	9b.	Jim Whately	WR	Washington State (choice from Minnesota Vikings for Nick Bebout, T)
4.	Scott Phillips	WR	Brigham Young	10.	Ken Dawson	RB	Savannah State
5.	Edwin Bailey	G	South Carolina St.	11.	Lance Olander	RB	Colorado
6.	Steve Durham	DE	Clemson	12.	Jeff Bednarek	DT	Pacific
7a.	Ron Johnson	WR	Long Beach State				
7b.	Brad Scovill	TE	Penn State (choice from Houston Oilers for Sammy Green, LB)				

1982 COLLEGE DRAFT

Rd.	Player	Pos.	College	Rd.	Player	Pos.	College
1.	Jeff Bryant	DE	Clemson	6.	Jack Campbell	T	Utah
2.	Bruce Scholtz	LB	Texas	7.	Eugene Williams	LB	Tulsa
3a.	(choice traded to New England for Horace Ivory, RB)			8.	Chester Cooper	WR	Minnesota
3b.	Pete Metzelaars	TE	Wabash (choice from Buffalo for Tom Lynch, G)	9.	David Jefferson	LB	Miami
4.	(choice traded to St. Louis Cardinals for Theotis Brown, RB)			10.	Craig Austin	LB	South Dakota
5.	(choice traded to Los Angeles Rams for Jim Jodat, FB)			11.	Sam Clancy	TE	Pittsburgh
				12.	Frank Naylor	C	Rutgers

1983 COLLEGE DRAFT

Rd.	Player	Pos.	College	Rd.	Player	Pos.	College
1a.	Curt Warner	RB	Penn State (choice from Houston Oilers)	6.	Reginald Gipson	FB	Alabama A & M
1b.	(choice traded to Houston Oilers)			7.	Sam Merriman	LB	Idaho
2.	(choice traded to Houston Oilers)			8.	Matt Hernandez	T	Purdue
3.	(choice traded to Houston Oilers)			9.	Bob Clasby	T	Notre Dame
4.	(choice traded to St. Louis Cardinals for Theotis Brown, RB)			10.	Pete Speros	G	Penn State
5.	Chris Castor	WR	Duke	11.	Bob Mayberry	G	Clemson
				12.	Don Dow	T	Washington

1984 COLLEGE DRAFT

Rd.	Player	Pos.	College	Rd.	Player	Pos.	College
1.	Terry Taylor	CB	Southern Illinois	5b.	(choice traded to Baltimore Colts for Robert Pratt, G)		
2.	Daryl Turner	WR	Michigan State	6.	John Kaiser	LB	Arizona
3.	Fredd Young	LB	New Mexico State	7.	Sam Slater	T	Weber State
4a.	Rickey Hagood	NT	South Carolina	8.	John Puzar	C	Long Beach State
	(choice from San Francisco 49ers for Manu Tuiaosopo, NT)			9.	Adam Schreiber	G	Texas
4b.	(choice traded to Baltimore Colts for Roger Carr, WR)			10.	Randall Morris	RB	Tennessee
5a.	(choice traded to New York Giants for Terry Jackson, CB)			11.	Steve Gemza	T	UCLA
	(Choice acquired from San Diego for Roger Carr, WR)			12.	Theo Windham	S	Utah State

1984 SUPPLEMENTAL DRAFT

Rd.	Player	Pos.	College	Rd.	Player	Pos.	College
1.	Gordon Hudson	TE	Brigham Young	3.	Frank Seurer	QB	Kansas
2.	Alvin Powell	G	Winston-Salem St.				

1985 COLLEGE DRAFT

Rd.	Player	Pos.	College	Rd.	Player	Pos.	College
1.	(choice traded to Cincinnati Bengals for Blair Bush, C)			6.	(choice traded to New York Giants for Terry Jackson, CB)		
2.	Owen Gill	FB	Iowa	7.	Ron Mattes	T	Virginia
3.	Danny Greene	WR	Washington	8.	Judicious Lewis	WR	Arkansas State
4.	Tony Davis	TE	Missouri	9.	Bob Otto	DE	Idaho State
5a.	Mark Napolitan	C	Michigan State	10a.	John Conner	QB	Arizona
	(choice from San Diego Chargers for Roger Carr, WR)			10b.	James Bowers	S	Memphis State
5b.	Arnold Brown	CB	No. Carolina Central		(choice from San Francisco 49ers for Manu Tuiaosopo, NT)		
	(choice from Pittsburgh Steelers for Steve August, T)			11.	Louis Cooper	LB	Western Carolina
5c.	Johnnie Jones	RB	Tennessee	12.	(choice traded to Buffalo for Reggie McKenzie, G)		

1986 COLLEGE DRAFT

Rd.	Player	Pos.	College	Rd.	Player	Pos.	College
1.	John L. Williams	FB	Florida	7b.	Paul Miles	RB	Nebraska
2.	(choice traded to New England for Bob Cryder, T)				(choice from Cleveland Browns for the rights to Sam Clancy, DE)		
3.	Patrick Hunter	CB	Nevada-Reno	8.	Alonzo Mitz	DE	Florida
4.	(choice traded to Cincinnati Bengals for Dan Ross, TE)			9.	Michael Black	T	Sacramento State
5.	Bobby Joe Edmonds	WR	Arkansas	10.	Don Fairbanks	DE	Colorado
6.	Eddie Anderson	S	Fort Valley State	11.	David Norrie	QB	UCLA
7a.	(choice traded to Buffalo Bills for Jon Borchardt, G)			12.	John McVeigh	LB	Miami

1987 COLLEGE DRAFT

Rd.	Player	Pos.	College	Rd.	Player	Pos.	College
1.	Tony Woods	LB	Pittsburgh	7b.	Derek Tennell	TE	UCLA
2.	David Wyman	LB	Stanford	8.	Sammy Garza	QB	Texas-El Paso
3.	(choice traded to Cincinnati Bengals for Mike Wilson, T)			9.	M.L. Johnson	LB	Hawaii
4.	Mark Moore	S	Oklahoma State	10.	Louis Clark	WR	Mississippi State
5a.	Tommie Agee	FB	Auburn	11.	Daryl Oliver	RB	Miami
	(choice from Detroit Lions for Shelton Robinson, LB)			12a.	Wes Dove	DE	Syracuse
5b.	Ruben Rodriguez	P	Arizona		(choice from Green Bay Packers for Dan Ross, TE)		
6.	(choice traded to Philadelphia Eagles for Greg Naron, G)			12b.	Tony Burse	FB	Middle Tennessee St.
7a.	Roland Barbay	NT	Louisiana State				
	(choice from Minnesota Vikings for John Harris, S)						

1988 COLLEGE DRAFT


Rd.	Player	Pos.	College	Rd.	Player	Pos.	College
1.	Brian Bosworth	LB	Oklahoma (choice exercised in 1987 supplemental draft)	7.	Ray Jackson	CB	Ohio State
2.	Brian Blades	WR	Miami	8.	Robert Tyler	TE	So. Carolina State
3.	Tommy Kane	WR	Syracuse	9.	Deatrich Wise	NT	Jackson State
4.	Kevin Harmon	RB	Iowa	10.	Derwin Jones	DE	Miami
5a.	(choice traded to Phoenix Cardinals for Kelly Stouffer, QB). (choice from Dallas Cowboys for Ron Essink, T)			11a.	Rick McLeod	T	Washington (choice from Green Bay Packers for Dave Brown, CB)
5b.	(choice traded to San Francisco 49ers for Jeff Kemp, QB)			11b.	Dwayne Harper	CB	So. Carolina State
6.	Roy Hart	NT	South Carolina	12.	Dave DesRochers	T	San Diego State

1989 COLLEGE DRAFT

Rd.	Player	Pos.	College	Rd.	Player	Pos.	College
1a.	Andy Heck	T	Notre Dame (choice from Indianapolis Colts for Freddie Young, LB)	5.	(choice traded to Phoenix Cardinals for Kelly Stouffer, QB)		
1b.	(choice traded to Phoenix Cardinals for Kelly Stouffer, QB)			6.	(choice traded to Tampa Bay Buccaneers with Randy Edwards, NT for Ron Heller, T)		
2.	Joe Tofflemire	C	Arizona	7.	Mike Nettles	CB	Memphis State
3.	Elroy Harris	RB	Eastern Kentucky	8.	Marlin Williams	DE	Western Illinois
4a.	Travis McNeal	TE	Ten.-Chattanooga	9.	David Franks	G	Connecticut
4b.	James Henry	RS/CB	Southern Mississippi (choice from Philadelphia Eagles for Ron Heller, T)	10.	Derrick Fenner	RB	North Carolina
				11.	Mike Baum	DE	Northwestern
				12.	R.J. Kors	S	Long Beach State

1990 COLLEGE DRAFT

Rd.	Player	Pos.	College	Rd.	Player	Pos.	College
1a.	Cortez Kennedy	DT	Miami (choice from New England Patriots)	4.	Chris Warren	RB	Ferrum
1b.	(choice traded to New England Patriots)			5.	Eric Hayes	DT	Florida State
1c.	(choice traded to New England Patriots) (choice from Indianapolis Colts for Freddie Young, LB)			6.	Ned Bolcar	LB	Notre Dame
2a.	Terry Wooden	LB	Syracuse (choice acquired from New England Patriots)	7.	Bob Kula	T	Michigan State
2b.	Robert Blackmon	S	Baylor	8.	Bill Hitchcock	T	Purdue
3.	(choice traded to New England Patriots)			9.	(choice traded to Dallas Cowboys for Daryl Smith, T)		
				10.	Robert Morris	DE	Valdosta State
				11.	Daryl Reed	CB	Oregon
				12.	John Gromos	QB	Vanderbilt



1990 first-round draft choice Cortez Kennedy with Tom Flores.

1991 COLLEGE DRAFT

Rd.	Player	Pos.	College	Rd.	Player	Pos.	College
1.	Dan McGwire	QB	San Diego State	6.	Michael Sinclair	DE	Eastern New Mexico
2a.	(choice traded to Los Angeles Raiders)			7.	(choice traded to Atlanta Falcons for Ronnie Lee, T)		
2b.	Doug Thomas	WR	Clemson (choice from the Los Angeles Raiders)	8.	(choice traded to Los Angeles Raiders for Vann McElroy, S)		
3.	David Daniels	WR	Penn State	9.	(choice traded to Cleveland Browns for Bob Buczkowski, DE)		
4a.	(choice traded to the New England Patriots in 1990.)			10.	Erik Ringoen	LB	Hofstra
4b.	John Kasay	K	Georgia (choice from Los Angeles Raiders)	11.	Tony Stewart	RB	Iowa
5.	Harlan Davis	CB	Tennessee	12.	Ike Harris	T	South Carolina

1992 COLLEGE DRAFT

Rd.	Player	Pos.	College	Rd.	Player	Pos.	College
1.	Ray Roberts	T	Virginia	8.	Muhammad Shamsid-Deen,	RB	Tennessee-Chattanooga
2.	(choice traded to the Minnesota Vikings for Keith Millard, DT)			9.	Larry Stayner	TE	Boise State
3.	Bob Spitulski	LB	Central Florida	10.	Anthony Hamlet	DE	Miami
4.	(choice traded to the New Orleans Saints for Rueben Mayes, RB)			11.	Kris Rongen	G	Washington
5.	Gary Dandridge	S	Appalachian State	12a.	Chico Fraley	LB	Washington
6.	Michael Bates	WR	Arizona	12b.	John MacNeill	DE	Michigan State (choice from New York Jets in compensation for Ron Mattes, T)
7.	Mike Frier	DE	Appalachian State				

1993 COLLEGE DRAFT

Rd.	Player	Pos.	College	Rd.	Player	Pos.	College
1.	Rick Mirer	QB	Notre Dame	7.	Michael McCrary	DE	Wake Forest
2.	Carlton Gray	CB	UCLA	8a.	Jeff Blackshear	G	NE Louisiana
3.	(choice traded to the Minnesota Vikings for Keith Millard, DT)			8b.	Antonio Edwards	DE	Valdosta State (choice from Chicago Bears in compensation for signing restricted free agent Joe Cain, LB)
4.	Dean Wells	LB	Tennessee				
5.	Terrence Warren	WR	Hampton				
6.	(choice traded to Green Bay Packers for Dave McCloughan, S)						

1994 COLLEGE DRAFT

Rd.	Player	Pos.	College	Rd.	Player	Pos.	College
1.	Sam Adams	DT	Texas A&M	6.	(choice traded to New England Patriots for Jon Vaughn, RB)		
2.	Kevin Mawae	C	Louisiana State	7.	Carlester Crumpler	TE	East Carolina
3.	Lamar Smith	RB	Houston				
4.	Larry Whigham	S	NE Louisiana				
5.	(choice traded to San Diego Chargers for 4th round 1995 draft choice)						

1995 COLLEGE DRAFT

Rd.	Player	Pos.	College	Rd.	Player	Pos.	College
1.	Joey Galloway	WR	Ohio State	5.	(choice traded to Detroit Lions for Reggie Barrett, WR)		
2.	Christian Fauria	TE	Colorado	6a.	Henry McMillan	DT	Florida
3.	(choice to Green Bay Packers for signing of restricted free agent Corey Harris, CB)			6b.	Eddie Goines	WR	N. Carolina State (compensatory choice for a net loss of free agents in 1994)
4a.	(choice traded to Arizona Cardinals for Ricky Proehl, WR)						
4b.	Jason Kyle	LB	Arizona State (choice from San Diego Chargers for 5th round 1994 choice).				

1996 COLLEGE DRAFT

Rd.	Player	Pos.	College	Rd.	Player	Pos.	College
1a.	(choice traded to Houston Oilers for 1st round 1996 draft choice and Glenn Montgomery, DT)			4b.	(choice traded to Jacksonville Jaguars for 4th round 1996 draft choice)		
1b.	(choice traded to Detroit Lions for 1st round and 3rd round 1996 draft choices) (choice from Houston Oilers)			4c.	Eric Unverzagt	LB	Wisconsin (compensatory choice for a net loss of free agents in 1995)
1c.	Pete Kendall	T	Boston College (choice from Detroit Lions)	5.	(choice traded to Jacksonville Jaguars for 4th round 1996 draft choice)		
2.	Fred Thomas	CB	Tennessee-Martin	6a.	Reggie Green	G	Florida
3a.	Robert Barr	T	Rutgers	6b.	T.J. Cunningham	CB	Colorado (compensatory choice for a net loss of free agents in 1995)
3b.	Reggie Brown	FB	Fresno State (choice from Kansas City Chiefs through Detroit Lions)	7.	Johnie Church	DE	Florida
4a.	Phillip Daniels	DE	Georgia (choice from NY Giants through Dallas, Miami, and Jacksonville)				

1997 COLLEGE DRAFT

Rd.	Player	Pos.	College	Rd.	Player	Pos.	College
1a.	Shawn Springs	CB	Ohio State (choice from Atlanta Falcons on 3/28/97)	3a.	(choice to Tampa Bay Buccaneers on 4/19/97) (choice from Atlanta Falcons on 3/28/97)		
1b.	Walter Jones	T	Florida State (choice from St. Louis Rams through New York Jets and Tampa Bay Buccaneers on 4/19/97)	3b.	(choice to Atlanta Falcons on 3/28/97)		
1c.	(choice to Atlanta Falcons on 3/28/97) (choice from Chicago Bears on 2/18/97)			4a.	(choice to Atlanta Falcons on 3/28/97) (choice from Baltimore Ravens for G Jeff Blackshear on 3/12/96)		
1d.	(choice to Tampa Bay Buccaneers on 4/19/97)			4b.	(choice to Chicago Bears on 2/18/97)		
2.	(choice to Atlanta Falcons on 3/28/97)			5.	Eric Stokes	S	Nebraska
				6.	Itula Mili	TE	Brigham Young
				7.	Carlos Jones	CB	Miami

1998 COLLEGE DRAFT

Rd.	Player	Pos.	College	Rd.	Player	Pos.	College
1.	Anthony Simmons	LB	Cemson	6a.	Carl Hansen	DT	Stanford
2.	Todd Weiner	T	Kansas State	6b.	Bobby Shaw	WR	California
3.	Ahman Green	RB	Nebraska	7.	Jason McEndoo	C	Washington State
4.	DeShone Myles	LB	Nevada				
5.	(choice to Dallas Cowboys for Cowboys' 6th and 7th round choices)						

1999 COLLEGE DRAFT

Rd.	Player	Pos.	College	Rd.	Player	Pos.	College
1a.	(choice traded to New England for 1st, 3rd and 6th round choices)			4.	Antonio Cochran	DE	Georgia
1b.	(choice traded to Dallas for 1st and 5th round picks)			5a.	Floyd Wedderburn	T	Penn State (choice from Carolina through Dallas)
1c.	Lamar King	DE	Saginaw Valley State (choice from Dallas)	5b.	Charlie Rogers	KR	Georgia Tech
2.	to Green Bay as compensation for Mike Holmgren			6a.	Steve Johnson	CB	Tennessee
3a.	Brock Huard	QB	Washington	6b.	(choice traded to Cleveland for 6th round pick)		
3b.	Karsten Bailey	WR	Auburn (choice from New England)	6c.	(choice traded to Cleveland for 6th round pick)		
				7.	(choice traded to New York Jets for QB Glenn Foley on 3/19/99)		

2000 COLLEGE DRAFT

Rd.	Player (Pick, Overall)	Pos.	College	Rd.	Player (Pick, Overall)	Pos.	College
1a.	Shaun Alexander (19, 19)	RB	Alabama (from Dallas for WR Joey Galloway 2/12/00)	5b.	(choice traded to Denver for 6th and 7th round pick; from San Francisco with 3rd and 4th round pick)		
1b.	Chris McIntosh (22,22)	T	Wisconsin	6a.	James Williams (9, 175)	WR	Marshall (from Denver with 7th round pick for 5th round pick)
2.	Ike Charlton (21, 52)	CB	Virginia Tech	6b.	Tim Watson (19, 185)	DT	Rowan (from Green Bay with vinson for Green & 5th round pick)
3.	Darrell Jackson (18, 80)	WR	Florida (from Dallas for WR James McKnight 6/24/99)	6c.	John Hilliard (24, 190)	DT	Mississippi St.
3.	(choice traded to San Francisco for 4th and 5th round pick)			7a.	(choice traded to Oakland for 2001 6th round pick; from Denver with 6th round pick for 5th round pick)		
4a.	Marcus Bell (22, 116)	LB	Arizona	7b.	(choice traded to Green Bay for Derrick Mayes 8/30/99)		
4b.	Isaiah Kacyvenski (25, 119)	LB	Harvard (from San Francisco with 5th round pick for 3rd round pick)				
5a.	(choice traded to Green Bay with Ahman Green for Fred Vinson and 6th round pick)						

2001 COLLEGE DRAFT

Rd.	Player (Pick, Overall)	Pos.	College	Rd.	Player (Pick, Overall)	Pos.	College
1.	(#7 choice traded to San Francisco for #9, 3rd, 7th round pick; from Dallas for WR Joey Galloway (2/12/00))			4a.	Orlando Huff (9, 104)	LB	Fresno State
1a.	Koren Robinson (9,9)	WR	NC State (from San Francisco)	4b.	Curtis Fuller (32, 127)	S	TCU
1.	(#10 and 3rd round traded to Green Bay for QB Matt Hasselbeck and #17 (3/2/01))			4c.	Floyd Womack (33, 128)	T	Mississippi St.
1b.	Steve Hutchinson (17, 17)	G	Michigan (from Green Bay)	5.	Alex Bannister (9, 140)	WR	Eastern KY
2.	Ken Lucas (9, 40)	CB	Mississippi	6.	Josh Booty (9, 172)	QB	Louisiana State
3.	Heath Evans (20, 82)	FB	Auburn (from New Orleans through Green Bay and San Francisco)	6.	(choice traded to San Francisco with #7 for #9, 3rd & 7th round pick)		
				7a.	Harold Blackmon (10, 210)	S	Northwestern
				7b.	Dennis Norman (22, 222)	T	Princeton (from st. Louis through Green Bay and San Fran)
				7c.	Kris Kocurek (37, 237)	DT	Texas Tech

2002 COLLEGE DRAFT

Rd.	Player (Pick, Overall)	Pos.	College	Rd.	Player (Pick, Overall)	Pos.	College
1.	(#20 traded to Green Bay with 5th round pick for #28 and 2nd round pick)			4.	Terreal Bierria (22, 120)	FS	Georgia
1.	Jerramy Stevens (28, 28)	TE	Washington (from Green Bay)	5a.	Rocky Bernard (11, 146)	DE	Texas A&M (from Indianapolis for QB Brock Huard (4/19/02))
2a.	Maurice Morris (22, 54)	RB	Oregon	5.	(choice traded to Green Bay)		
2b.	Anton Palepoi (28, 60)	DE	UNLV (from Green Bay)	5b.	Ryan Hannam (34, 169)	TE	N. Iowa
3.	Kris Richard (20, 85)	CB	USC	5c.	Matt Hill (36, 171)	T	Boise State
				6.	Craig Jarrett (22, 194)	P	Michigan State
				7.	Jeff Kelly (21, 232)	QB	S. Mississippi

2003 COLLEGE DRAFT

Rd.	Player (Pick, Overall)	Pos.	College	Rd.	Player (Pick, Overall)	Pos.	College
1.	Marcus Trufant (11, 11)	CB	Wash. State	6a.	Rashad Moore (10, 183)	DT	Tennessee
2.	Ken Hamlin (10, 42)	S	Arkansas	6b.	(from Green Bay, choice traded to New Orleans for DT Norman Hand)		
3.	Wayne Hunter (9, 73)	T	Hawaii	7a.	Josh Brown (8, 222)	K	Nebraska
4a.	Seneca Wallace (13, 110)	QB	Iowa State	7b.	Taco Wallace (10, 224)	WR	Kansas State
4b.	Solomon Bates (38, 135)	LB	Arizona St.				
5a.	(choice traded to Green Bay for # 165 & #203)						
5b.	Chris Davis (30, 165)	FB	Syracuse (from Green Bay)				

TRADES

1976

- 8/5 DT Wayne Baker to Oakland Raiders for conditional draft choice.
- 8/26 Eighth-round 1977 draft choice to Houston Oilers for WR Steve Largent.
- 9/6 Fifth-round 1977 draft choice to Detroit Lions for QB Bill Munson.
- 9/6 Exchange of twelfth-round 1977 draft choices with Pittsburgh Steelers for G Ron Coder.
- 9/7 WR Ahmad Rashad to Minnesota Vikings for fourth-round 1977 draft choice (WR Larry Seivers).
- 9/7 S Terry Brown to Cleveland Browns for CB Ted Bachman. Brown had been claimed on waivers from St. Louis Cardinals.

1977

- 5/3 First-round 1977 draft choice (#2) to Dallas Cowboys for first-round (#14) and three second-round 1977 draft choices (G Steve August, T Tom Lynch, LB Terry Beeson)
- 5/3 Second-round 1977 draft choice to Los Angeles Rams for C Geoff Reece and Rams' second-round 1977 draft choice (LB Peter Cronan).
- 5/3 Second-round 1977 draft choice to Dallas Cowboys for WR Duke Ferguson.
- 5/3 LB Ed Bradley to San Francisco 49ers for DT Bill Sandifer.
- 7/20 DT Carl Barisich to Miami Dolphins for eleventh-round 1978 draft choice (LB George Halas).
- 8/30 WR Larry Seivers to Tampa Bay Buccaneers for fourth-round 1979 draft choice. Seattle gives draft choice to Buffalo Bills as voluntary compensation for Ahmad Rashad signing in 1976.
- 9/5 Eighth-round 1978 draft choice to Minnesota Vikings for S Autry Beamon and LB Amos Martin.
- 9/6 Eleventh-round 1978 draft choice to New Orleans Saints for DE Andy Dorris.

1978

- 8/15 Fifth-round 1979 draft choice to Dallas Cowboys for K Efren Herrera.
- 8/28 S Bob Jury and third-round 1979 draft choice to San Francisco 49ers for third-round 1979 draft choice (LB Michael Jackson).
- 8/28 Third-round and sixth-round 1979 draft choices to Dallas Cowboys for DE Bill Gregory and third-round 1979 draft (choice traded).
- 9/27 DT Bill Cooke and eighth-round 1979 draft choice to Detroit Lions for DE Ernie Price.

1979

- 3/30 FB Don Testerman and seventh-round 1979 draft choice to Washington Redskins for seventh-round 1979 (LB Larry Polowski) and fifth-round 1980 draft choices (DE Daniel Jacobs).
- 4/16 G Gordon Jolley to Detroit Lions for past considerations.
- 8/1 DT Steve Niehaus to Minnesota Vikings for DE Carl Eller and eighth-round 1980 draft choice (S Vic Minor).
- 8/21 Seventh-round 1980 draft choice to New York Giants for FB Dan Doornink.

1980

- 4/29 First-round (#16) and third-round 1980 draft choices to Buffalo Bills for first-round (#10) 1980 draft choice (DE Jacob Green)
- 4/30 LB Sammy Green to Houston Oilers for tenth-round 1980 (WR Billy Reaves) and seventh-round 1981 (TE Brad Scoville) draft choices.
- 8/26 Fifth-round 1982 draft choice to Los Angeles Rams for FB Jim Jodat.
- 9/1 T Nick Bebout to Minnesota Vikings for ninth-round 1981 draft choice (WR Jim Whatley).

1981

- 9/25 Third-round 1982 draft choice to New England Patriots for RB Horace Ivory.
- 10/13 Fourth-round 1982 and fourth-round 1983 draft choices to St. Louis Cardinals for RB Theotis Brown.
- 10/13 G Tom Lynch to Buffalo Bills for third-round 1982 draft choice (TE Pete Metzelaars).

1982

- 4/30 LB Terry Beeson to Atlanta Falcons for conditional 1983 draft choice.
 7/12 Fifth-round 1984 draft choice to Baltimore Colts for G Robert Pratt.
 9/3 Fourth-round 1984 draft choice to Baltimore Colts for WR Roger Carr.

1983

- 4/24 First-round (#9), second-round, and third-round 1983 draft choices to Houston Oilers for first-round (#3) 1983 draft choice (RB Curt Warner).
 6/28 Twelfth-round 1985 draft choice to Buffalo Bills for G Reggie McKenzie.
 6/29 First-round 1985 draft choice to Cincinnati Bengals for C Blair Bush.
 8/24 RB Sherman Smith and WR Roger Carr to San Diego Chargers for fifth-round 1984 draft choice (choice traded) and fifth-round 1985 draft choice (C Mark Napolitan).

1984

- 3/12 Fifth-round 1984 and sixth-round 1985 draft choices to New York Giants for CB Terry Jackson.
 4/4 NT Manu Tuiasosopo to San Francisco 49ers for fourth-round 1984 and tenth-round 1985 draft choices.
 7/31 Second-round 1986 draft choice to New England Patriots for T Bob Cryder.
 10/9 T Steve August to Pittsburgh Steelers for fifth-round 1985 draft choice.

1985

- 4/26 Seventh-round 1986 draft choice to Buffalo Bills for G Jon Borchardt.
 8/20 TE Pete Metzelaars to Buffalo Bills for WR Byron Franklin.
 8/27 The rights to DE Sam Clancy to Cleveland Browns for seventh-round 1986 draft choice (RB Paul Miles).
 10/15 Fourth-round 1986 draft choice to Cincinnati Bengals for TE Dan Ross.

1986

- 8/9 Sixth-round 1987 draft choice to Philadelphia Eagles for G Greg Naron.
 8/19 TE Dan Ross to Green Bay Packers for twelfth-round 1987 draft choice (DE Wes Dove).
 8/27 Third-round 1987 draft choice to Cincinnati Bengals for T Mike Wilson.
 9/1 LB Shelton Robinson to Detroit Lions for fifth-round 1987 draft choice (FB Tommie Agee).
 9/2 S John Harris to Minnesota Vikings for seventh-round 1987 draft choice (NT Roland Barbay).

1987

- 5/19 Fifth-round 1988 draft choice to San Francisco 49ers for QB Jeff Kemp.
 8/25 T Ron Essink to Dallas Cowboys for fifth-round 1988 draft choice (choice traded).
 8/26 CB Dave Brown to Green Bay Packers for eleventh-round 1988 draft choice (T Rick McLeod).

1988

- 4/22 Fifth-round 1988, first-round 1989, and fifth-round 1989 draft choices to Phoenix Cardinals for QB Kelly Stouffer.
 5/4 NT Randy Edwards and sixth-round 1989 draft choice to Tampa Bay Buccaneers for T Ron Heller.
 5/23 Conditional draft choice to Washington Redskins for CB Tim Morrison.
 8/1 WR Daryl Turner to Cleveland Browns for an undisclosed draft choice. Turner fails his physical, is returned to Seahawks, and waived.
 8/22 T Ron Heller to Philadelphia Eagles for fourth-round 1989 draft choice (RS James Henry).
 9/8 LB Fredd Young to Indianapolis Colts for first-round 1989 (T Andy Heck) and first-round 1990 (choice traded) draft choices.

1989

- 7/25 Ninth-round 1990 draft choice to Dallas Cowboys for T Daryle Smith.
 7/28 Conditional draft choice to Detroit Lions for T Curt Singer.

- 8/7 C Kevin Thomas to Phoenix Cardinals for conditional draft choice.
 8/31 CB Terry Taylor to Detroit Lions for FB James Jones.

1990

- 4/22 Two first-round (#8 and #10) and third-round 1990 draft choices and fourth-round 1991 draft choice to New England Patriots for first-round (#3) (DT Cortez Kennedy) and second-round (#29) (LB Terry Wooden) 1990 draft choices.
 7/27 LB Willie Walker to New York Jets for conditional draft choice.
 8/26 Conditional draft choice to Detroit Lions for WR John Ford.
 8/28 Seventh-round 1991 draft choice to Atlanta Falcons for T Ronnie Lee.
 10/16 Eighth-round 1991 draft choice to Los Angeles Raiders for S Vann McElroy.

1991

- 1/31 T Ron Mattes to New York Jets for twelfth-round 1992 draft choice (DE John MacNeill).
 4/22 Ninth-round 1991 draft choice to Cleveland Browns for DE Bob Buczkowski.

1992

- 4/25 Second-round 1992 and third-round 1993 draft choices to Minnesota Vikings for DT Keith Millard.
 4/26 Fourth-round 1992 draft choice to New Orleans Saints for RB Rueben Mayes.

1993

- 4/26 Sixth-round 1993 draft choice to Green Bay Packers for S Dave McCloughan.
 8/25 Sixth-round 1994 draft choice to New England Patriots for RB Jon Vaughn.

1994

- 4/25 Fifth-round 1994 draft choice to San Diego Chargers for fourth-round 1995 draft choice (LB Jason Kyle).
 4/28 Fifth-round 1995 draft choice to Detroit Lions for WR Reggie Barrett.

1995

- 3/10 Third-round 1995 draft choice to Green Bay Packers for signing restricted free agent CB Corey Harris.
 4/3 Fourth-round 1995 draft choice to Arizona Cardinals for WR Ricky Proehl.

1996


- 3/12 G Jeff Blackshear to Baltimore Ravens for fourth-round 1997 draft choice. (choice traded)
 4/20 First-round 1996 draft choice (#14) to Houston Oilers for first-round 1996 draft choice (#17) and DT Glenn Montgomery.
 4/20 First-round 1996 draft choice (#17) to Detroit Lions for first-round draft choice (#21) (G Pete Kendall) and third-round 1996 draft choice (FB Reggie Brown).
 4/20 Fourth and fifth-round 1996 draft choices to Jacksonville Jaguars for fourth-round 1996 draft choice (DE Phillip Daniels).
 6/27 S Eugene Robinson to Green Bay for DE Matt LaBounty

1997

- 2/18 QB Rick Mirer and fourth round 1997 draft choice (b) to Chicago for first-round (#11) 1997 draft choice (choice traded).
 3/28 First-round (#11), second-round, third-round, and fourth-round 1997 draft choices to Atlanta for first-round (#3) (CB Shawn Springs) and third-round 1997 draft choices.
 4/19 First-round (#12) and third-round 1997 draft choices to Tampa Bay Buccaneers for first round (#6) 1997 draft choice (T Walter Jones).
 9/30 Conditional draft choice to New Orleans Saints for WR Daryl Hobbs.

1998

- 4/19 Fifth-round choice (#138) to Dallas in exchange for sixth-round (#162, DT Carl Hansen) and seventh-round (#197, C Jason McEndoo) selections.



Glenn Foley won his only start in a Seahawks uniform in 1999.

1999

- 3/19 Seventh-round choice (#223) to NY Jets for QB Glenn Foley.
- 4/17 First-round choice (#17) to New England for first-round (#20), third-round (#82) and sixth round (#191).
- 4/17 First-round choice (#20) to Dallas for first-round (#22) and fifth-round (#140).
- 4/17 Second-round choice (#47) awarded to Green Bay as compensation for Mike Holmgren.
- 4/18 Sixth-round choices (#187 & #191) to Cleveland for sixth-round (#170, CB Steve Johnson)
- 6/24 WR James McKnight to Dallas Cowboys for third-round 2000 draft choice.
- 8/30 Traded a seventh-round 2000 pick to Green Bay for WR Derrick Mayes.
- 9/5 Traded a conditional draft choice to Jacksonville for CB Cordell Taylor.

2000

- 2/12 WR Joey Galloway to Dallas for first-round choices in 2000 & 2001.
- 4/14 RB Ahman Green and fifth-round choice to Green Bay for CB Fred Vinson and sixth-round pick.
- 4/15 Third-round choice (#86) to San Francisco for fourth (#119) and fifth-round (#154) picks.
- 4/16 Fifth-round pick (#154) to Denver for sixth-round (#175) and seventh-round (#231) picks.
- 4/16 Seventh-round pick (#231) to Oakland for a sixth-round 2001 choice.
- 8/27 Undisclosed 2001 draft choice to Chicago for G Chad Overhauser.

2001

- 3/2 First-round pick (#10) and third-round choice (#72) to Green Bay for QB Matt Hasselbeck and first-round choice (#17).
- 4/21 First-round (#7) and sixth-round pick (#191) to San Francisco for first-round (#9), third-round (82) and seventh-round (#222) picks.


2002

- 4/19 Brock Huard to Indianapolis for fifth-round choice (#146).
- 4/20 First-round (#20) and fifth-round pick (#156) to Green Bay for first-round (#28) and second-round (#60) picks.
- 6/21 Ike Charlton to Jacksonville for seventh-round choice (#222) in 2003.

2003

- 4/10 Undisclosed 2004 draft choice to Atlanta for T Michael Thompson.
- 4/27 Fifth-round pick (#147) to Green Bay for fifth-round (#165) and sixth-round picks (#203).
- 4/27 Sixth-round pick (#203) to New Orleans for DT Norman Hand.

2002 SEASON



2002 SEASON

1 Oakland Raiders 31, Seattle Seahawks 17

Sunday, September 8, 2002 — Network Associates Coliseum

As the Seahawks opened the 2002 season in their new division, the NFC West, they faced an old, familiar AFC West foe, the Oakland Raiders. Behind quarterback Rich Gannon's 214 yards passing and running back Charlie Garner's two touchdowns, 127-yard rushing performance, the Raiders defeated the Seahawks 31-17 at Network Associates Coliseum. The Raiders scored on their opening drive with an 8-yard touchdown pass to Tim Brown, but the Seahawks answered quickly. On the ensuing kickoff, rookie running back Maurice Morris returned the kick 66 yards to Oakland's 36-yard line. That set up Matt Hasselbeck, who completed 4 of 4 passes, including a fourth-and-1 touchdown pass from the 1-yard line to tight end Itula Mili. After two punts by both teams, the Raiders open the second quarter with a 20-yard touchdown run from Garner. Then the Raiders went on to score two more unanswered touchdowns before the half, the first on a 26-yard touchdown pass from Gannon to Garner, and the second on a 12-yard run by Randy Jordan. At the close of the first half, Hasselbeck marched the ball down the field, completing 7 of 10 passes for 51 yards, but the Seahawks failed to score on a missed 39-yard field goal by kicker Rian Lindell. The Seahawks defense stepped up in the second half, allowing only a field goal. In the third quarter, the Seahawks stopped the driving Raiders after linebacker Orlando Huff forced Terry Kirby to fumble four yards from the goal line. Cornerback Shawn Springs recovered the fumble and returned it 71 yards to the Raiders' 25-yard line, the third longest fumble return in Seahawks history. The return set up Rian Lindell, who hit a 32-yard field goal to bring the score to 31-10 at the beginning of the fourth quarter. On the following drive, cornerback Willie Williams intercepted Gannon and returned the ball to Seattle's 41-yard line. Hasselbeck then completed 6 of 7 passes for 36 yards, including an 11-yard touchdown toss to Shaun Alexander. With 5:39 left to play, Oakland controlled the football, and after two Seattle personal foul penalties, the Raiders were able to run out the clock for the 31-17 victory.

Seattle	7	0	0	10	—	17
Oakland	7	21	3	0	—	6

					Seattle	Oakland
OAK	1	10:47	Brown 8 pass from Gannon (Janikowski kick)(8-65, 4:13)		7	7
SEA	1	6:53	Mili 1 pass from Hasselbeck (Lindell kick)(6-36, 3:54)		7	7
OAK	2	13:51	Garner 20 run (Janikowski kick)(2-38, 0:44)		7	14
OAK	2	9:38	Garner 26 pass from Gannon (Janikowski kick)(9-67, 4:44)		7	21
OAK	2	3:17	Jordan 12 run (Janikowski kick)(9-67, 4:44)		7	28
OAK	3	9:02	Janikowski 27 FG (10-42, 5:06)		7	31
SEA	4	14:57	Lindell 32 FG (6-10, 2:10)		10	31
SEA	4	5:44	Alexander 11 pass from Hasselbeck(Lindell kick)(10-59, 6:01)17		10	31
Att.	—	53,260				

INDIVIDUAL STATISTICS

RUSHING

Seattle	Att	Yds	LG	TD	Oakland	Att	Yds	LG	TD
Alexander	13	36	9	0	Garner	15	127	28	1
Hasselbeck	2	6	4	0	Wheatley	18	65	10	0
Jackson	1	1	1	0	Gannon	3	14	8	0
					Jordan	2	14	12	1
					Porter	1	4	4	0
					Kirby	1	-3	-3	0
TOTAL	16	43	9	0	TOTAL	40	221	28	2

PASSING

Seattle	A	C	Yds	TD	INT	RT	Oakland	A	C	Yds	TD	INT	RT
Hasselbeck	32	23	155	2	0	103.0	Gannon	28	19	214	2	1	99.4
TOTAL	32	23	155	2	0		TOTAL	28	19	214	2	1	

RECEIVING

Seattle	No	Yds	LG	TD	Oakland	No	Yds	LG	TD
Alexander	6	36	11	1	Garner	5	64	26	1
Robinson	5	39	11	0	Brown	4	46	20	1
Mili	3	23	14	1	Wheatley	3	18	9	0
Stevens	3	18	11	0	Rice	2	25	13	0
Jackson	3	7	7	0	Ritchie	2	12	7	0
Ingram	2	25	16	0	Porter	1	18	18	0
Strong	1	7	7	0	Williams	1	16	16	0
					Jordan	1	15	15	0
TOTAL	23	155	16	2	TOTAL	19	214	26	2

TEAM STATISTICS

	Seattle	Oakland	Seattle	T	S	A	QB	Yds.	Int.	Yds.	PD	FF	FR
Total First Downs	14	27	Kacyvenski	17	12	5	0.0	0.0	0	0	0	1	0
Third Down Eff.	1-11-9%	7-12-58%	Lucas	12	7	5	0.0	0.0	0	0	0	0	0
Total Net Yards	186	423	Robertson	8	4	4	0.0	0.0	0	0	0	0	0
Total Off. Plays	51	70	Brown	7	7	0	0.0	0.0	0	0	0	0	0
Avg. per Play	3.6	6.0	Bell	7	5	2	1.0	8.0	0	1	0	0	0
Net Yards Rushing	43	221	Eaton	7	5	2	0.0	0.0	0	0	0	0	0
Total Rushing Plays	16	40	Mitchell	6	3	3	1.0	4.0	0	1	0	0	0
Net Yards Passing	143	202	Additional Stats: Int: Williams 1. FR: Springs 1.										
Times Sacked/Yards Lost	3/12	2/12											
Pass Atts-Comps-Ints	32-23-0	28-19-1	Oakland	T	S	A	QB	Yds.	Int.	Yds.	PD	FF	FR
Punts-No. and Avg.	6-41.0	2-50.5	Woodson	8	8	0	0.0	0.0	0	0	0	2	0
Penalties-No. and Yards	13-105	5-45	Harris	7	4	3	0.5	0.0	0	0	0	0	0
Fumbles-No. and Lost	2-0	1-1	Barton	6	3	3	0.0	0.0	0	0	0	0	0
Touchdowns	2	4	Gibson	5	4	1	0.0	0.0	0	0	0	0	0
Field Goals Made-Att	1-2	1-1	Parrella	5	4	1	0.0	0.0	0	0	0	0	0
Time of Possession	25:09	34:51	Romanowski	5	2	3	0.5	0.0	0	0	0	0	0

2

Arizona Cardinals 24, Seattle Seahawks 13 Sunday, September 15, 2002 — Seahawks Stadium

On a day where Seahawks quarterback Trent Dilfer passed for a career-high 352 yards, break, he also snapped another record. Dilfer's 15-game winning streak when starting at quarterback ended as the Seahawks fell to NFC West rival Arizona Cardinals 24-13 in the inaugural game at Seahawks Stadium. The Seahawks jumped ahead on their second possession when a 48-yard pass completion to

Darrell Jackson set up Rian Lindell for a 46-yard field goal. Jackson finished the game with a career-high 10 receptions for 174 yards, fourth highest in Seahawks history. On the next drive, Arizona answered with a 12-play, 65-yard drive that ended with a 23-yard field goal from kicker Bill Gramatica. Dilfer came back and marched the Seahawks offense down the field, completing five of five passes for 52 yards, but on a 6-yard completion to running back Maurice Morris, Morris fumbled on the Cardinals 4-yard line and was recovered by Cardinals cornerback David Barrett. After the Seahawks defense held the Cardinals, the Seahawks were on the offensive again, completing five of eight passes, including a 1-yard touchdown toss from Dilfer to tight end Itula Mili, and the Seahawks went into halftime up 10-3. The Cardinals opened the second half on the ground. In the opening drive, running back Thomas Jones rushed four times for 70 yards, completing the drive with a 58-yard touchdown run. The Seahawks defense played tough the rest of the third quarter, allowing only two first downs and Seahawks linebacker Isaiah Kacyvenski intercepted a Jake Plummer pass and returned it for 27 yards to the Cardinals 24-yard line. The Seahawks could not capitalize on the turnover after field goal holder Matt Hasselbeck fumbled the snap on a 26-yard field goal attempt. The Seahawks opened the final quarter by moving the ball down to the Cardinals 1-yard line, but had to settle for a field goal to take the lead 13-10. Eleven seconds later, the Cardinals answered with a 95-yard kick return for a touchdown by MarJay Jenkins. The Cardinals stopped the Seahawks and on a 13-play, 90-yard drive, scored again on a 4-yard pass to Frank Sanders with 3:18 left to play. The Seahawks finished the game with 352 total passing yards, ninth best in Seahawks history, but only 81 rushing yards.

Arizona	3	0	7	14	—	24
Seattle	3	7	0	3	—	13

	SEA	ARI	SEA	ARI	SEA	ARI	SEA	ARI	Att.
SEA	1	9:09	Lindell 46 FG (5-57, 1:48)						
ARI	1	3:05	Gramatica 23 FG (12-65, 6:04)						
SEA	2	4:10	Mili 1 pass from Dilfer (Lindell kick)(13-80, 6:06)						
ARI	3	11:59	Jones 58 run (Gramatica kick) (6-79, 3:01)						
SEA	4	12:52	Lindell 19 FG (12-51, 5:19)						
ARI	4	12:41	Jenkins 95 kickoff return (Gramatica kick)(0-0, 0:11)						
ARI	4	3:18	Sanders 4 pass from Plummer (Gramatica kick)(13-90, 7:36)						
Att.	—	63,104							

INDIVIDUAL STATISTICS

RUSHING

Arizona	Att	Yds	LG	TD	Seattle	Att	Yds	LG	TD
Jones	24	173	58	1	Alexander	17	37	13	0
Shipp	8	39	17	0	Morris	7	35	9	0
Plummer	2	27	23	0	Robinson	1	6	6	0
Jenkins	1	10	10	0	Strong	1	2	2	0
					Hasselbeck	1	1	1	0
					Dilfer	2	0	0	0
TOTAL	35	249	58	1	TOTAL	29	81	13	0

PASSING

Arizona	A	C	Yds	TD	INT	RT	Seattle	A	C	Yds	TD	INT	RT
Plummer	22	10	107	1	1	56.4	Dilfer	47	29	352	1	0	91.8
TOTAL	22	10	107	1	1		TOTAL	47	29	352	1	0	

RECEIVING

Arizona	No	Yds	LG	TD	Seattle	No	Yds	LG	TD
Boston	4	49	20	0	Jackson	10	174	48	0
Jones	2	18	11	0	Alexander	6	46	11	0
Jenkins	1	17	17	0	Robinson	5	82	27	0
Jones	1	10	10	0	Mili	4	18	11	0
Bush	1	9	9	0	Stevens	2	16	11	0
Sanders	1	4	4	1	Strong	1	10	10	0
					Morris	1	6	6	0
TOTAL	10	107	20	1	TOTAL	29	352	48	1

TEAM STATISTICS

	Arizona	Seattle	Arizona	T	S	A	QB	Yds.	Int.	Yds.	PD	FF	FR
Total First Downs	19	26	Fredrickson	11	7	4	1.0	7.0	0	0	1	0	0
Third Down Eff.	6-13-46%	4-13-31%	Barrett	9	8	1	0.0	0.0	0	0	1	0	1
Total Net Yards	347	426	Starks	8	6	2	0.0	0.0	0	0	3	0	0
Total Off. Plays	59	77	Lassiter	7	4	3	0.0	0.0	0	0	2	1	0
Avg. per Play	5.9	5.5	Vander Bosch	6	6	0	0.0	0.0	0	0	0	0	0
Net Yards Rushing	249	81	McKinnon	6	4	2	0.0	0.0	0	0	0	0	0
Total Rushing Plays	35	29	Fisher	5	4	1	0.0	0.0	0	0	0	0	0
Net Yards Passing	98	345											
Times Sacked/Yards Lost	2/9	1/7	Seattle	T	S	A	QB	Yds.	Int.	Yds.	PD	FF	FR
Pass Atts-Comps-Ints	22-10-1	47-29-0	Bell	10	8	2	0.0	0.0	0	0	0	0	0
Punts-No. and Avg.	6-41.7	3-44.0	Brown	9	8	1	1.0	6.0	0	0	0	1	0
Penalties-No. and Yards	7-42	7-35	Kacyvenski	7	5	2	0.0	0.0	1	27	1	0	0
Fumbles-No. and Lost	2-0	2-1	Robertson	7	4	3	0.0	0.0	0	0	1	0	0
Touchdowns	3	1	Eaton	6	4	2	0.0	0.0	0	0	0	0	0
Field Goals Made-Att	1-1	2-2	Tongue	6	3	3	0.0	0.0	0	0	0	0	0
Time of Possession	29:00	31:00	Additional Stats: Sacks: Bernard 1.0.										

3 New York Giants 9, Seattle Seahawks 6

Sunday, September 22, 2002 — Giants Stadium

Three was the unlucky number for the Seahawks last week as they lost their third consecutive game of the season, this one by three points, to the New York Giants, 9-6, at Giants Stadium. Defense and third-down conversions made the difference in this game, with neither team scoring a touchdown. The Seahawks converted only four of 12 third downs, including going 1 for 4 on third down with 2 or less yards to go. Both teams' defenses stood strong on the opening drives, but on the Seahawks second possession, they got on the board after a nine-play, 34-yard drive, which ended with a 42-yard Rian Lindell field goal. The Seahawks defense shut down the Giants offense in the first half, sacking Giants quarterback Kerry Collins twice in the first quarter for a total loss of 17 yards. In the second quarter, the Seahawks offense struck again as Lindell hit a 27-yard field goal with just more than four minutes to play in the half. The Giants got the ball and in eight plays marched down to the Seattle 8-yard line, but once again the defense held. After Giants tight end Jeremy Shockey caught a pass to get the Giants to the 1-yard line, Seahawks cornerback Shawn Springs stopped running back Tiki Barber for a 4-yard loss on fourth down, saving a touchdown with only 16 seconds left in the half. After being blanked in the first half, the Giants open the second half with a 16-play, 69-yard scoring drive which ended with a 33-yard field goal by kicker Matt Bryant. The Giants monopolized the clock in the third quarter, having possession of the ball for more than 11 minutes while the Seahawks had possession for less than four minutes. At the opening of the final period, the Giants made a 21-yard field goal to tie the game after a 7-play, 50-yard drive. The Giants defense rallied, holding the Seahawks to only two first downs in the second half, one in the fourth quarter, and with just more than two minutes left to play, Bryant hit a 47-yard field goal to put the Giants ahead. The Seahawks had one more chance to tie or take the lead, but Dilfer was intercepted by cornerback William Peterson with 1:35 left in the game. After a Ron Dayne first down, the Giants ran out the clock to capture their second victory of the season. The Seahawks were held to only seven first downs, and for the third time this season, they were held scoreless in the third quarter.

Seattle	3	3	0	0	—	6
New York	0	0	3	6	—	9

	SEA	NY	SEA	NY	SEA	NY
SEA 1	6:24	Lindell 42 FG (9-34, 4:55)	3	0		
SEA 2	4:05	Lindell 27 FG (9-39, 3:21)	6	0		
NY 3	8:06	Bryant 33 FG (16-69, 6:54)	6	3		
NY 4	12:05	Bryant 21 FG (7-50, 3:55)	6	6		
NY 4	2:04	Bryant 47 FG (11-65, 6:00)	6	9		
Att.	— 78,551					

INDIVIDUAL STATISTICS

RUSHING

Seattle	Att	Yds	LG	TD	New York	Att	Yds	LG	TD
Alexander	14	37	9	0	Barber	21	50	11	0
Jackson	2	2	4	0	Dayne	11	48	12	0
Dilfer	2	1	2	0	Collins	3	-4	-1	0
TOTAL	18	40	9	0	TOTAL	35	94	12	0

PASSING

Seattle	A	C	Yds	TD	INT	RT	New York	A	C	Yds	TD	INT	RT
Dilfer	25	16	118	0	1	58.4	Collins	38	23	282	0	0	83.4
TOTAL	25	16	118	0	1		TOTAL	38	23	282	0	0	

RECEIVING

Seattle	No	Yds	LG	TD	New York	No	Yds	LG	TD
Jackson	7	54	14	0	Barber	7	59	33	0
Engram	3	39	17	0	Toomer	4	100	49	0
Alexander	2	8	8	0	Hilliard	4	54	18	0
Strong	2	5	3	0	Shockey	4	48	21	0
Robinson	1	7	7	0	Stackhouse	1	11	11	0
Stevens	1	5	5	0	Dayne	1	8	8	0
					Bennett	1	6	6	0
TOTAL	16	118	11	0	TOTAL	23	282	49	0

TEAM STATISTICS

	Seattle	New York	Seattle	T	S	A	QB	Yds.	Int.	Yds.	PD	FF	FR
Total First Downs	7	21	Kacyvenski	10	9	1	0.0	0.0	0	0	0	0	0
Third Down Eff.	4-12-33%	8-18-44%	Brown	9	8	1	1.0	8.0	0	0	0	0	0
Total Net Yards	145	351	Tongue	9	7	2	0.0	0.0	0	0	0	0	0
Total Off. Plays	45	76	Bell	6	4	2	0.0	0.0	0	0	0	0	0
Avg. per Play	3.2	4.6	Robertson	6	4	2	0.0	0.0	0	0	0	0	0
Net Yards Rushing	40	94	Bernard	5	5	0	1.0	8.0	0	0	0	0	0
Total Rushing Plays	18	35	Springs	5	5	0	0.0	0.0	0	0	0	0	0
Net Yards Passing	105	257	Cochran	5	4	1	1.0	9.0	0	0	0	0	0
Times Sacked/Yards Lost	2/13	3/25											
Pass Atts-Comps-Ints	25-16-1	38-23-0	New York	T	S	A	QB	Yds. <td>Int. <td>Yds. <td>PD <td>FF <td>FR</td> </td></td></td></td>	Int. <td>Yds. <td>PD <td>FF <td>FR</td> </td></td></td>	Yds. <td>PD <td>FF <td>FR</td> </td></td>	PD <td>FF <td>FR</td> </td>	FF <td>FR</td>	FR
Punts-No. and Avg.	6-47.8	5-41.8	Williams	9	5	4	0.0	0.0	0	0	1	0	0
Penalties-No. and Yards	13-105	5-45	Stoutmire	6	5	1	0.0	0.0	0	0	0	0	0
Fumbles-No. and Lost	0-0	1-0	Jones	5	4	1	0.0	0.0	0	0	0	0	0
Touchdowns	0	0	Additional Stats:	Sacks: Strahan 1.0, Smith 0.5; Interceptions: Peterson 1.									
Field Goals Made-Att	2-2	3-3											
Time of Possession	23:10	36:50											

4

Seattle Seahawks 48, Minnesota Vikings 23

Sunday, September 29, 2002 —Seahawks Stadium

It only took the Seahawks one half to make history as they recorded their first win of the season against the Minnesota Vikings, 48-23, in Seahawks Stadium. The Seahawks scored a team-record 45 points in the first half, third most in NFL history. Thirty of those points came from running back Shaun Alexander, who finished the game with 139 yards rushing, 92 yards receiving and personal-best five touchdowns. On the opening drive, the Seahawks wasted no time in getting on the scoreboard with an 11-play, 74-yard drive that ended with an Alexander 2-yard touchdown run. When the Vikings offense took the field, the Seahawks defense got off quickly, forcing the offense to three downs and out. On the next possession, the Seahawks struck again, completing a four-play, 72-yard drive capped by a 20-yard Alexander touchdown run. Minnesota answered the call and got their first score when quarterback Daunte Culpepper scrambled into the endzone with a 12-yard run. At the start of the second quarter, Rian Lindell put the Seahawks up 17-7 after a 35-yard field goal. Minnesota kept pace as they marched the ball down the field. After 14 plays and 51 yards, kicker Gary Anderson hit a 35-yard field goal to bring the Vikings within seven. That was the closest the Vikings got on the evening. On the Seahawks first play from scrimmage, Alexander caught a screen pass from Trent Dilfer and took it 80 yards for the score, the longest reception of his career. On the ensuing kickoff, linebacker Tim Terry jarred kick returner Nick Davis, forcing a fumble which was recovered by Reggie Tongue. Three plays and 50 seconds later, Alexander scored his fourth touchdown of the night on a 3-yard run. On the kickoff, Terry made his presence known again, this time forcing D'Wayne Bates to fumble, which was recovered by Alex Bannister. On the next play, Alexander scored again on a 14-yard touchdown run. His five touchdowns were the most by one player in a game in Seahawks history, and tied for second in NFL history. Alexander was the first NFL player ever to score five touchdowns in one half. Thirty seconds after Alexander's score, Tongue picked off Culpepper and took the interception back 46 yard for a touchdown to make the score 45-10 at halftime. In the third quarter, Minnesota got on the board again with a 3-yard touchdown run by Moe Williams. In the fourth quarter, Williams scored again on a 5-yard touchdown run. The Seahawks came back and with 2:51 left to play, Lindell hit a 21-yard field goal to extend the Seahawks lead to 48-23. A final effort by the Vikings to score was thwarted when Tongue intercepted Culpepper for a second time with only nine seconds left to play.

		Minnesota	7	3	7	6	—	23		
		Seattle	14	31	0	3	—	48		
SEA	1 11:17	Alexander 20 run (Lindell kick) (11-74, 3:43)							Minnesota	Seattle
SEA	1 7:24	Alexander 20 run (Lindell kick) (4-72, 2:12)							0	7
MIN	1 1:49	Culpepper 12 run (Anderson kick) (11-77, 5:35)							0	14
SEA	2 11:46	Lindell 35 FG (12-53, 5:03)							7	17
MIN	2 3:13	Anderson 35 FG (14-51, 8:33)							7	17
SEA	2 2:53	Alexander 80 pass from Dilfer (Lindell kick) (1-80, 0:20)							10	24
SEA	2 1:57	Alexander 3 run (Lindell kick) (3-29, 0:50)							10	31
SEA	2 1:48	Alexander 14 run (Lindell kick) (1-14, 0:04)							10	38
SEA	2 1:06	Tongue 46 interception return (Lindell kick)							10	45
MIN	3 12:07	Williams 3 run (Anderson kick) (2-14, 0:35)							17	45
MIN	4 8:56	Williams 5 run (run failed) (11-55, 4:04)							23	45
SEA	4 2:48	Lindell 21 FG (10-47, 6:08)							23	48
Att.	—65,212									

INDIVIDUAL STATISTICS

RUSHING									
Minnesota	Att	Yds	LG	TD	Seattle	Att	Yds	LG	TD
Bennett	15	91	22	0	Alexander	24	139	42	4
Culpepper	10	61	20	1	Robinson	1	11	11	0
Williams	6	19	9	2	Strong	1	5	9	0
Moss	1	11	11	0	Dilfer	3	5	4	0
Chapman	1	10	10	0	Morris	1	3	3	0
					Feagles	1	-8	-8	0
TOTAL	33	192	22	3	TOTAL	31	159	43	4

PASSING													
Minnesota	A	C	Yds	TD	INT	RT	Seattle	A	C	Yds	TD	INT	RT
Culpepper	53	29	273	0	2	53.4	Dilfer	28	13	222	1	0	85.7
TOTAL	53	29	273	0	2		TOTAL	28	13	222	1	0	

RECEIVING									
Minnesota	No	Yds	LG	TD	Seattle	No	Yds	LG	TD
Williams	7	77	20	0	Robinson	5	35	12	0
Moss	6	50	16	0	Alexander	3	92	80	1
Bennett	4	44	20	0	Jackson	3	47	26	0
Alexander	4	24	12	0	Engram	1	38	38	0
Chamberlain	3	29	14	0	Stevens	1	10	10	0
Bates	3	27	10	0					
Walsh	2	22	16	0					
TOTAL	29	273	20	0	TOTAL	13	222	80	1

TEAM STATISTICS

MINNESOTA				SEATTLE				DEFENSE									
	Minnesota	Seattle	Minnesota	Seattle	T	S	A	QB	Yds.	Int.	Yds.	PD	FF	FR			
Total First Downs	28	18	8	6	2	0	0	0	0	0	0	1	0	0			
Third Down Eff.	10-18-56%	4-12-33%	5	4	1	0	0	0	0	0	0	0	0	0			
Total Net Yards	443	381	5	4	1	0	0	0	0	0	0	0	0	0			
Total Off. Plays	89	59	5	4	1	0	0	0	0	0	0	0	0	0			
Avg. per Play	5.0	6.5	5	4	1	0	0	0	0	0	0	0	0	0			
Net Yards Rushing	192	159	Additional Stats: FF: Rogers 1, FR: Williams 1.														
Total Rushing Plays	33	31	Seattle	T	S	A	QB	Yds.	Int.	Yds.	PD	FF	FR				
Net Yards Passing	251	222	Bell	14	13	1	0	0	0	0	0	1	1	0			
Times Sacked/Yards Lost	3-22	0-0	Brown	11	8	3	0	0	0	0	0	0	0	0			
Pass Atts-Comps-Ints	53-29-2	28-13-0	Bernard	9	6	3	2.0	15.0	0	0	0	0	0	0			
Punts-No. and Avg.	2-52.5	4-39.5	Kacyvenski	8	5	3	0	0	0	0	0	0	0	0			
Penalties-No. and Yards	8-58	4-35	Lucas	7	6	1	0	0	0	0	0	3	0	0			
Fumbles-No. and Lost	4-2	1-1	Evans	5	4	1	0	0	0	0	0	2	0	0			
Touchdowns	3	6	Robertson	5	4	1	0	0	0	0	0	1	0	0			
Field Goals Made-Att	1-2	2-2	Tongue	5	3	2	0	0	0	2	69	4	0	1			
Time of Possession	34:53	25:07	Additional Stats: Special teams: FF: Terry 2; FR: Bierria 1, Tongue 1.														

5

San Francisco 49ers 28, Seattle Seahawks 21

Monday, October 14, 2002 — Seahawks Stadium

In the first Monday Night Football game in Seattle in ten years, the Seahawks fell to new NFC West division rival San Francisco 49ers, 28-21. Penalties in crucial situations were the woes that caused the Seahawks to suffer their fourth loss in five games this season. The 49ers jumped out ahead early in the game scoring in less than five minutes in their first drive. Kicker Jose Cortez put the 49ers ahead with a 37-yard field goal. On the Seahawks first possession, quarterback Trent Dilfer threw an interception to safety Zack Bronson. San Francisco quickly capitalized on the turnover after a six-play, 38-yard drive that ended with an eight-yard pass from quarterback Jeff Garcia to wide receiver Terrell Owens to put the 49ers up 10-0. The Seahawks struck back at the end of the first quarter with a 10-play, 69-yard drive, capped by a five-yard touchdown pass to fullback Mack Strong, his first touchdown of the season. After forcing the San Francisco offense to go three downs and out, the Seahawks were set to score again, but kicker Rian Lindell was wide left on a 36-yard field goal attempt with just more than eight minutes left to play in the half. The Seahawks defense held strong and forced the 49ers to punt again, but this time punt returner Bobby Engram returned the punt 61 yards for a touchdown to put the Seahawks ahead 14-10. San Francisco answered the call as Garcia drove his team 59 yards to set up Cortez for his second field goal of the game, this one from 29 yards to bring the 49ers within one, 14-13. With just over two minutes to play, the Seahawks tried to get another opportunity to score before the half, but Rian Lindell missed a 57-yard field goal as time expired in the half. The Seahawks got the ball at the beginning of the second half, but after two first downs, could not muster any points. Punter Jeff Feagles kicked a booming punt that forced the 49ers to start at their 1-yard line, but Garcia led the 49ers on a 12-play, 99-yard drive, that ended with a six-yard touchdown run by 49ers running back Kevan Barlow. Down by six, the Seahawks rallied back. On the first play from scrimmage, Shaun Alexander ran the ball 42-yards, down to the 49ers 34-yard line. Seven plays later, Alexander struck again, scoring on a one-yard touchdown run, giving the Seahawks the lead 21-20 with just more than a minute left to play in the third quarter. The Seahawks get the ball back to start the fourth quarter, but lineman Chike Okefora tipped a pass that was intercepted by Ahmed Plummer. The Seahawks forced the 49ers into a third-and-six situation, but after an incomplete pass to Owens, cornerback Shawn Springs was called for illegal contact, giving the 49ers a first down at the Seahawks 37-yard line. On the next play, Garcia threw to Owens again, this time for a 37-yard touchdown. The 49ers converted the two-point conversion attempt to give them a seven-point lead, 28-21. The Seahawks had one more possession, but could not score. The 49ers got possession and converted two first downs, enough to run out the clock for the victory.

San Francisco	10	3	7	8	—	28
Seattle	7	7	7	0	—	21

		San Francisco		Seattle	
SF	1 10:06	Cortez	37 FG (12-54, 4:54)	3	0
SF	1 6:50	Owens	8 pass from Garcia (Cortez kick) (6-38, 2:17)	10	0
SEA	1 1:45	Strong	5 pass from Dilfer (Lindell kick) (10-69, 5:05)	10	7
SEA	2 5:41	Engram	61 punt return (Lindell kick)	10	14
SF	2 2:09	Cortez	29 FG (9-59, 3:32)	13	14
SF	3 5:29	Barlow	6 run (Cortez kick) (12-99, 6:09)	20	14
SEA	3 1:11	Alexander	1 run (Lindell kick) (8-76, 4:18)	20	21
SF	4 7:46	Owens	37 pass from Garcia (Garcia-Hearst pass) (6-68, 2:25)	28	21
Att.	— 66,420				

INDIVIDUAL STATISTICS

San Francisco		Att		Yds		LG		TD	
Barlow	12	68	26	1					
Garcia	7	48	17	0					
Hearst	10	41	9	0					
Beasley	2	4	3	0					
TOTAL	31	161	26	1					

San Francisco		Att		Yds		LG		TD	
Garcia	29	16	202	2	0	100.1			
TOTAL	29	16	202	2	0				

San Francisco		No		Yds		LG		TD	
Owens	6	84	37	2					
Streets	4	66	35	0					
Hearst	3	33	16	0					
Wilson	2	18	9	0					
Beasley	1	1	1	0					
Sanders	1	4	4	1					
TOTAL	16	202	37	2					

Seattle		Att		Yds		LG		TD	
Alexander	25	96	42	1					
Dilfer	3	21	13	0					
Strong	2	6	3	0					
TOTAL	30	123	42	1					

Seattle		A		C		Yds		TD		INT		RT	
Dilfer	31	21	212	1	2	70.9							
TOTAL	31	21	212	1	2								

Seattle		No		Yds		LG		TD	
Engram	6	85	19	0					
Jackson	5	53	19	0					
Alexander	4	25	9	0					
Robinson	2	24	16	0					
Mili	2	16	9	0					
Strong	2	9	5	1					
TOTAL	21	212	19	1					

TEAM STATISTICS

San Francisco		Seattle		San Francisco		S		A		QB		Yds.		Int.		Yds.		PD		FF		FR	
Total First Downs	20	21	Smith	10	7	3	0.0	0.0	0	0	0	0	0	0	0	0	0	0	0	0	0	0	0
Third Down Eff.	6-12-50%	6-12-50%	Webster	9	9	0	0.0	0.0	0	0	0	0	0	0	1	0	0	0	0	0	0	0	0
Total Net Yards	281	254	Plummer	9	6	3	0.0	0.0	1	0	1	0	0	0	0	0	0	0	0	0	0	0	0
Total Off. Plays	59	60	Peterson	6	3	3	0.0	0.0	0	0	0	0	0	0	0	0	0	0	0	0	0	0	0
Avg. per Play	4.8	4.2	Additional Stats:	Sacks: Carter 1.0.																			
Net Yards Rushing	92	161	Seattle	T	S	A	QB	Yds.	Int.	Yds.	PD	FF	FR										
Total Rushing Plays	20	40	Kacyvenski	13	9	4	0.0	0.0	0	0	0	0	0	0	0	0	0	0	0	0	0	0	0
Net Yards Passing	189	93	Tongue	7	6	1	0.0	0.0	0	0	0	0	0	0	0	0	0	0	0	0	0	0	0
Times Sacked/Yards Lost	3/20	2/17	Bell	7	5	2	0.0	0.0	0	0	0	0	0	0	0	0	0	0	0	0	0	0	0
Pass Atts-Comps-Ints	36-24-3	18-12-0	Lucas	5	4	1	0.0	0.0	0	0	0	0	0	0	0	0	0	0	0	0	0	0	0
Punts-No. and Avg.	5-36.4	3-44.3	Additional Stats:	Sacks: Brown 1.0, Eaton 1.0																			
Penalties-No. and Yards	12-148	8-84																					
Fumbles-No. and Lost	1-0	1-1																					
Touchdowns	3	4																					
Field Goals Made-Att	0-0	2-2																					
Time of Possession	28:52	31:08																					

6

St. Louis Rams 37, Seattle Seahawks 20

Sunday, October 20, 2002 — Edward Jones Dome

On their first trip to St. Louis since 1997, the Seahawks lost to their new NFC West rival St. Louis Rams, 37-20, in Edward Jones Dome. Rush defense plagued the Seahawks again as Rams running back Marshall Faulk rushed for 183 of the Rams 218 total rushing yards. The Rams got on the board first when Marc Bulger completed a 10-play, 62-yard drive with a 6-yard touchdown pass to Faulk. The Rams scored again in the second quarter on a Jeff Wilkins 31-yard field goal that put the Rams up 10-0. The Seahawks answered quickly. On the first play from scrimmage, quarterback Trent Dilfer connected with wide receiver Koren Robinson for a 79-yard touchdown pass, his first touchdown reception of the season. The Rams kicked another field goal with only 29 seconds left in the half, but on the ensuing kickoff, Seahawks kick returner Maurice Morris returned the football 97 yards for touchdown, tying a Seahawks kick return record. After having possession of the football only 3:50 in the second quarter, the Seahawks went into the locker room at halftime leading the Rams 14-13. Faulk came out strong in the second half, rushing for three touchdowns, his first gave the Rams the lead 20-14 in the third quarter. The Rams got the ball back after a Dilfer fumble, after three downs, Wilkins hit a 47-yard field goal that put the Rams ahead 23-14. On the following possession, Dilfer connected with Robinson again, this time for 83 yards before Robinson was tackled on the Rams 2 yard line, but on second down on the 1 yard line, Dilfer was picked off by Kim Herring for a touchback. The Rams opened the fourth quarter with five plays for 66 yards, capped with a 2-yard touchdown run by Faulk. On the next possession, Dilfer was intercepted again, this time by Dre Bly. Eight plays and 39 yards later, Faulk scored again to increase the Rams lead 37-14. With 3:41 left to play, Seahawks linebacker D.D. Lewis caused Rams running back Lamar Gordon to fumble. The fumble was recovered by safety Reggie Tongue who returned it to the Rams 4 yard line where he fumbled, and the ball was recovered in the endzone by Seahawks lineman Chad Eaton. After a missed two point conversion, the Seahawks were down 37-20, with just more than three minutes to play. After the Rams recovered an onside kick, both teams exchanged possessions and the Rams ran out the clock for the victory. The Rams dominated the clock, having possession of the football for more than 40 minutes of the football game.

Seattle	0	14	0	6	—	20
St. Louis	7	6	10	14	—	37

	Seattle	St. Louis
STL 1 6:00	Faulk 6 run (Wilkins kick) (10-62, 4:41)	0 7
STL 2 7:11	Wilkins 31 FG (14-77, 6:55)	0 10
SEA 2 6:51	Robinson 79 pass from Dilfer (Lindell kick) (1-79, 0:20)	7 10
STL 2 0:29	Wilkins 45 FG (10-57, 1:12)	7 13
SEA 2 0:16	Morris 97 kickoff return (Lindell kick)	14 13
STL 3 5:08	Faulk 3 run (Wilkins kick) (13-80, 7:54)	20 14
STL 3 3:23	Wilkins 47 FG (4-9, 1:19)	14 23
STL 4 12:12	Faulk 2 run (Wilkins kick) (7-80, 4:08)	14 30
STL 4 6:05	Faulk 1 run (Wilkins kick) (8-39, 4:39)	14 37
SEA 4 3:28	Eaton 1 fumble recovery (Hasselbeck pass failed)	20 37
Att. — 65,931		

INDIVIDUAL STATISTICS

RUSHING					PASSING				
Seattle	Att	Yds	LG	TD	St. Louis	Att	Yds	LG	TD
Alexander	12	30	9	0	Faulk	32	183	40	3
Morris	2	21	15	0	Wilkins	3	32	14	0
Hasselbeck	1	4	4	0	Gordon	4	8	2	0
Robinson	1	-5	-5	0	Bulger	3	-5	-1	0
TOTAL	16	50	15	0	TOTAL	42	218	40	3

RECEIVING					DEFENSE									
Seattle	No	Yds	LG	TD	St. Louis	T	S	A	QB Yds.	Int.	Yds.	PD	FF	FR
Robinson	3	166	83	1	Robertson	8	8	0	0.0	0.0	0	0	1	0
Williams	2	26	15	0	Tongue	8	7	1	0.0	0.0	0	0	0	1
Mili	2	22	18	0	Springs	6	6	0	0.0	0.0	0	0	0	0
Alexander	1	16	16	0	Bell	5	5	0	0.0	0.0	0	0	2	0
Engram	1	13	13	0	Lucas	5	5	0	0.0	0.0	0	0	1	0
Morris	1	12	12	0	Additional Stats: Sacks: Brown 1; Interceptions: Evans 1;									
TOTAL	10	255	83	1	Forced Fumbles: Lewis 1.									

TEAM STATISTICS

TEAM STATISTICS		DEFENSE	
Seattle	St. Louis	St. Louis	Seattle
Total First Downs	13	28	Robertson 8 8 0 0.0 0.0 0 0 1 0 0
Third Down Eff.	2-11-18%	8-16-50%	Tongue 8 7 1 0.0 0.0 0 0 0 1 0
Total Net Yards	290	478	Springs 6 6 0 0.0 0.0 0 0 0 0 0
Total Off. Plays	49	83	Bell 5 5 0 0.0 0.0 0 0 2 0 0
Avg. per Play	5.9	5.8	Lucas 5 5 0 0.0 0.0 0 0 1 0 0
Net Yards Rushing	50	218	Additional Stats: Sacks: Brown 1; Interceptions: Evans 1;
Total Rushing Plays	16	42	Forced Fumbles: Lewis 1.
Net Yards Passing	240	260	
Times Sacked/Yards Lost	3-15	1-5	St. Louis T S A QB Yds. Int. Yds. PD FF FR
Pass Atts-Comps-Ints	30-10-2	40-22-1	Williams 5 4 1 0.0 0.0 0 0 1 0 0
Punts-No. and Avg.	5-44.6	4-38.0	Archuleta 4 4 0 0.0 0.0 0 0 1 0 1
Penalties-No. and Yards	2-15	6-35	Little 4 4 0 1.0 7.0 0 0 0 1 0
Fumbles-No. and Lost	3-1	1-1	Additional Stats: Sacks: Young 1, Jackson 1; Interceptions:
Touchdowns	3	4	Herring 1, Bly 1; Forced Fumbles: Polley 1.
Field Goals Made-Att	0-1	3-3	
Time of Possession	19:33	40:27	

7 Seattle Seahawks 17, Dallas Cowboys 14

Sunday, October 27, 2002-- Texas Stadium

On a historic afternoon where Cowboys running back Emmitt Smith became the NFL's all-time leading rusher, the effort wasn't enough as the Seahawks defeated the Cowboys, 17-14, in Texas Stadium. In a scoreless first quarter, both defenses were aggressive, forcing each team to punt twice. At the end of the first quarter, Seahawks quarterback Trent Dilfer was intercepted by cornerback Derek Ross with only 1:02 left to play in the quarter. The tough defense continued in the second quarter when Smith fumbled the football and it was recovered by Seahawks safety Marcus Robertson. On the ensuing drive, Dilfer completed an 8-yard pass to running back Shaun Alexander, but was injured on the play and left the game with a torn achilles tendon. With 13:48 left to play in the first half, backup quarterback Matt Hasselbeck replaced Dilfer. After both teams were forced to punt twice, the Seahawks scored first on a 14-play, 64-yard drive, capped with a 2-yard touchdown run by Alexander. The Seahawks, who held the Cowboys to only 80 total yards in the first half and only seven yards in the second quarter, went into the locker room leading 7-0. The Cowboys evened the score when rookie quarterback Chad Hutchinson connected with Joey Galloway for a 39-yard touchdown pass with only 26 seconds remaining in the third quarter. The Seahawks wasted no time striking back. On the first possession of the fourth quarter, Hasselbeck led the Seahawks on an 11-play, 74-yard drive that ended with a 5-yard touchdown run by Alexander, which gave the Seahawks the lead, 14-7. On the second play of the Cowboys next possession, Smith rushed for 11 yards, giving him 16,728 all-time career rushing yards, breaking Walter Payton's record of 16,726 yards. The Cowboys continued down field and after nine plays and 72 yards, the Cowboys scored on a 1-yard touchdown run by Smith, to tie the score at 14. With 5:35 left to play, the Seahawks led a 13-play, 72-yard drive that took 5:10, and ended with a 20-yard Rian Lindell field goal. With only 25 seconds left to play, the Cowboys ran out of time on an incomplete pass to Antonio Bryant. The victory marked the Seahawks second victory of the season, as well as the first time a Mike Holmgren-coached team defeated the Cowboys in Texas Stadium.

Seattle	0	7	0	10	—	17
Dallas	0	0	7	7	—	14

	SEA	DAL	SEA	DAL	SEA	DAL
SEA	2	6:24	Alexander 2 run (Lindell kick) (14-64, 7:37)	7	0	
DAL	3	0:26	Galloway 39 pass from Hutchinson (Cundiff kick) (9-80, 5:57)	7	7	
SEA	4	10:16	Alexander 5 run (Lindell kick) (11-74, 5:10)	14	7	
DAL	4	5:35	Smith 1 run (Cundiff kick) (9-73, 4:41)	14	14	
SEA	4	0:25	Lindell 20 FG (13-72, 5:10)	17	14	
Att.	—	63,854				

INDIVIDUAL STATISTICS

RUSHING

Seattle	Att	Yds	LG	TD	Dallas	Att	Yds	LG	TD
Alexander	23	58	10	2	Smith	24	109	14	1
Morris	6	24	10	0	Hambrick	3	5	5	0
Hasselbeck	3	11	6	0	Hutchinson	1	-9	-9	0
Strong	2	4	3	0					
TOTAL	34	97	10	2	TOTAL	28	105	14	1

PASSING

Seattle	A	C	Yds	TD	INT	RT	Dallas	A	C	Yds	TD	INT	RT
Hasselbeck	19	12	131	0	1	61.5	Hutchinson	24	12	145	1	0	82.8
Dilfer	12	7	46	0	1	31.9							
TOTAL	31	19	177	0	2		TOTAL	24	12	145	1	0	

RECEIVING

Seattle	No	Yds	LG	TD	Dallas	No	Yds	LG	TD
Alexander	7	38	15	0	Galloway	4	62	39	1
Engram	6	69	21	0	McGee	3	35	13	0
Jackson	2	42	34	0	Scott	2	25	14	0
Robinson	2	23	15	0	Bryant	1	14	14	0
Strong	2	5	7	0	Rambo	1	6	6	0
					Smith	1	3	3	0
TOTAL	19	177	34	0	TOTAL	12	145	39	1

TEAM STATISTICS

	Seattle	Dallas
Total First Downs	18	17
Third Down Eff.	10-16-63%	3-9-33%
Total Net Yards	267	237
Total Off. Plays	66	54
Avg. per Play	4.0	4.4
Net Yards Rushing	97	105
Total Rushing Plays	34	28
Net Yards Passing	170	132
Times Sacked/Yards Lost	1-7	2-13
Pass Atts-Comps-Ints	31-19-2	24-12-0
Punts-No. and Avg.	5-44.6	5-38.2
Penalties-No. and Yards	6-57	5-55
Fumbles-No. and Lost	0-0	2-1
Touchdowns	2	2
Field Goals Made-Att	1-1	0-0
Time of Possession	32:05	27:55

DEFENSE

	T	S	A	QB	Yds.	Int.	Yds.	PD	FF	FR
Tongue	5	4	1	0.0	0.0	0	0	0	0	0
Robertson	4	4	0	0.0	0.0	0	0	0	0	1
Bell	4	4	0	0.0	0.0	0	0	0	0	0
Brown	4	3	1	0.0	0.0	0	0	0	0	0
Additional Stats: Sacks: Randle 2.										
Hardy	12	8	4	0.0	0.0	0	0	0	0	0
Woodson	8	5	3	0.0	0.0	0	0	0	0	0
Williams	7	0	7	0.0	0.0	0	0	0	0	0
Dixon	5	0	5	0.0	0.0	0	0	0	0	0
Additional Stats: Sacks: Glover 1; Interceptions: Hawthorne 1, Ross 1.										

8

Washington Redskins 14, Seattle Seahawks 3

Sunday, November 3, 2002 — Seahawks Stadium

Red-zone scoring plagued the Seahawks as they lost to the Washington Redskins 14-3, in Seahawks Stadium. The Redskins got out of the gates first after they scored on an 11-yard touchdown toss from quarterback Shane Matthews to wide receiver Damerien McCants, capping a seven-play, 41-yard drive.

The Seahawks got possession and drove the ball down field to the Washington 5-yard line. With the start of the second quarter and facing fourth and two, the Seahawks decided to kick a field goal and Rian Lindell's 23-yard kick brought the Seahawks within four, 7-3. On the next possession, the Redskins were efficient in getting into the end zone again, scoring on a 19-yard touchdown pass to wide receiver Rod Gardner, completing a six-play, 60-yard drive in under two minutes and 30 seconds. After punts by both teams, the Seahawks lost possession after quarterback Matt Hasselbeck fumbled after being sacked by safety Sam Shade, with the fumble being recovered by Daryl Gardner. Six plays later, the Seahawks regained possession of the football after Seahawks defensive tackle Antonio Cochran picked off Matthews and returned the ball nine yards to the Seahawks 45-yard line. At the end of the second quarter, the Seahawks threatened again, this time deciding to go for the touchdown on fourth-and-goal from Washington's 2-yard line with 17 seconds left to play in the half. As Seahawks quarterback Matt Hasselbeck dropped back for the pass, he was sacked by defensive end Bruce Smith, allowing the Redskins to go into halftime leading 14-3. The second half was a defensive battle. On the Seahawks first possession of the second half, Hasselbeck led the team on a 10-play, 58-yard drive down to the Redskins' 21-yard line, but fumbled as he was sacked by Smith for a second time, this time with defensive lineman Renaldo Wynn recovering the fumble. Both teams were forced to punt twice in the second half before the Seahawks started their drive with 6:43 left to play in the fourth quarter. The Seahawks marched the football down to the Washington 15-yard line with 3:25 left, but on fourth down and 4, Hasselbeck was sacked by Daryl Gardner, allowing the Redskins to run all but one second off of the clock to retain the victory.

	Washington		7	7	0	0	—	14			
	Seattle		0	3	0	0	—	3			
WAS	1	7:34	McCants 11 pass from Matthews (Tuthill kick)(7-41, 3:14)							7	0
SEA	2	14:57	Lindell 23 FG (14-84, 7:37)							7	3
WAS	2	12:34	Gardner 19 pass from Matthews (Tuthill kick)(6-60, 2:23)							14	3
Att.	— 64,325										

INDIVIDUAL STATISTICS

RUSHING

Washington	Att	Yds	LG	TD	Seattle	Att	Yds	LG	TD
Watson	23	110	23	0	Alexander	19	67	16	0
Betts	5	37	25	0	Hasselbeck	4	15	7	0
Matthews	1	-1	-1	0	Strong	1	3	3	0
					Robinson	1	-1	-1	0
TOTAL	29	146	25	0	TOTAL	25	84	16	0

PASSING

Washington	A	C	Yds	TD	INT	RT	Seattle	A	C	Yds	TD	INT	RT
Matthews	27	10	114	2	1	59.8	Hasselbeck	44	28	264	0	0	80.1
TOTAL	27	10	114	2	1		TOTAL	44	28	264	0	0	

RECEIVING

Washington	No	Yds	LG	TD	Seattle	No	Yds	LG	TD
Gardner	4	47	19	1	Robinson	8	100	23	0
Watson	4	42	19	0	Alexander	8	48	19	0
Cartwright	1	14	14	0	Mili	6	71	31	0
McCants	1	11	11	1	Strong	3	15	7	0
					Williams	2	19	12	0
					Engram	1	11	11	0
TOTAL	10	114	19	2	TOTAL	28	264	31	0

TEAM STATISTICS

	Washington	Seattle	Washington	T	S	A	QB	Yds.	Int.	Yds.	PD	FF	FR
Total First Downs	16	21	Smoot	11	8	3	0.0	0.0	0	0	1	0	0
Third Down Eff.	6-13-46%	6-17-35%	Trotter	10	6	4	0.0	0.0	0	0	0	0	0
Total Net Yards	259	324	Bailey	7	6	1	0.0	0.0	0	0	0	0	0
Total Off. Plays	57	73	Arrington	7	6	1	0.0	0.0	0	0	0	0	0
Avg. per Play	4.5	4.4	Terrell	6	6	0	0.0	0.0	0	0	0	0	0
Net Yards Rushing	146	84	Armstead	6	6	0	0.0	0.0	0	0	0	0	0
Total Rushing Plays	29	25	Smith	5	5	0	2.0	20.0	0	0	0	1	0
Net Yards Passing	113	240	Ohalette	5	3	2	0.0	0.0	0	0	0	0	0
Times Sacked/Yards Lost	1-1	4-24	Additional Stats: Sacks: Shade 1, Gardner 1; FR: Gardner 1, Wynn 1.										
Pass Atts-Comps-Ints	27-10-1	44-28-0											
Punts-No. and Avg.	6-36.8	4-35.5											
Penalties-No. and Yards	6-68	5-52	Seattle	T	S	A	QB	Yds.	Int.	Yds.	PD	FF	FR
Fumbles-No. and Lost	0-0	2-2	Eaton	6	4	2	0.0	0.0	0	0	1	0	0
Touchdowns	2	0	Fuller	6	1	5	0.0	0.0	0	0	0	0	0
Field Goals Made-Att	0-0	1-1	Kacyvenski	5	4	1	0.0	0.0	0	0	0	0	0
Time of Possession	25:02	34:58	Additional Stats: Sacks: Brown 1; Interceptions: Cochran 1.										

9 Seattle Seahawks 27, Arizona Cardinals 6

Sunday, November 10, 2002 — Sun Devil Stadium

The Hawks took a 23-20 win, thanks to a steady outing from Matt Hasselbeck, solid redzone defense and the Seahawks offense got the job done in the first half as they defeated NFC West rival Arizona Cardinals, 27-6, in Sun Devil Stadium. The Seahawks scored fast and early, starting with a 13-play, 55-yard drive ending with a 23-yard field goal by kicker Rian Lindell. The Cardinals answered on the next possession as Jake Plummer led them on a five-play, 49-yard drive that ended with a Bill Gramatica field goal from 40 yards, tying the score at 3-3. The Seahawks offense remained efficient as they marched the ball to the Cardinals 5-yard line where running back Shaun Alexander took it in for the score. After forcing the Cardinals to punt, the Seahawks scored again on a 30-yard field goal, capping an 11-play, 68-yard drive, putting the Seahawks ahead 13-3. Three plays into the next Cardinals possession, Plummer was intercepted by safety Curtis Fuller at Arizona's 46-yard line, after his pass was deflected by safety Reggie Tongue. The Seahawks converted the turnover into points quickly when three plays later Seahawks quarterback Matt Hasselbeck connected with rookie tight end Ryan Hannam for a 16-yard touchdown pass. The catch was Hannam's first-career reception which made the score 20-3. The Cardinals took possession and this time got on the board with a 27-yard field goal, ending an 11-play, 68-yard drive, slimming the Seahawks lead to 14 points. With 3:45 left in the half, the Seahawks got the ball and completed an eight-play, 71-yard drive with a 1-yard Alexander touchdown run with 19 seconds left to play in the half. To close the first half, cornerback Shawn Springs picked off a Hail Mary pass from Plummer, allowing the Seahawks to go into halftime leading 27-6. The Cardinals got the ball at the beginning of the second half and Plummer led his team on an 11-play, 74-yard drive, down to the Seahawks 1-yard line. On second and goal, running back Marcel Shipp was stripped by rookie defensive lineman Rocky Bernard and the fumble was recovered by linebacker Marcus Bell. After three downs, the Seahawks punted and the Cardinals were on the drive again. On third-and-1 from the Seattle 5-yard line, Shipp was stripped again. Bell forced and recovered the fumble. In the fourth quarter, Arizona had the ball again in Seahawks territory. On second and goal, Plummer fumbled the snap and the ball was recovered by Seahawks linebacker Tim Terry. The Seahawks were able to hold onto possession for the final 7:30 of the game to secure the victory.

Seattle	10	17	0	0	—	27
Arizona	3	3	0	0	—	6

	SEA	ARI	SEA	SEA	ARI	SEA	SEA	Att.	Lindell	Gramatica	Alexander	Hannam	Gramatica	Alexander
SEA	1	8:55	Lindell	23	FG (13-55, 6:05)	3	0							
ARI	1	6:04	Gramatica	40	FG (5-49, 2:51)	3	3							
SEA	1	3:16	Alexander	5	run (Lindell kick)(7-58, 2:48)	10	3							
SEA	2	10:47	Lindell	30	FG (11-68, 3:59)	13	3							
SEA	2	8:38	Hannam	16	pass from Hasselbeck (Lindell kick)(3-46, 1:20)	20	3							
ARI	2	3:50	Gramatica	27	FG (11-68, 4:48)	20	6							
SEA	2	0:16	Alexander	1	run (Lindell kick)(8-71, 3:34)	27	6							
Att.	— 29,252													

INDIVIDUAL STATISTICS

RUSHING					PASSING				
Seattle	Att	Yds	LG	TD	Arizona	Att	Yds	LG	TD
Morris	15	72	24	0	Shipp	16	85	16	0
Alexander	12	42	16	2	Jones	11	24	6	0
Robinson	1	20	20	0	Plummer	2	2	2	0
Evans	3	10	6	0					
TOTAL	36	151	24	2	TOTAL	29	111	16	0

PASSING						RECEIVING							
Seattle	A	C	Yds	TD	INT	RT	Arizona	A	C	Yds	TD	INT	RT
Hasselbeck	31	23	260	1	0	109.6	Plummer	29	17	226	0	2	54.7
TOTAL	31	23	260	1	0		TOTAL	29	17	226	0	2	

RECEIVING					TOTAL				
Seattle	No	Yds	LG	TD	Arizona	No	Yds	LG	TD
Robinson	7	96	20	0	McAddley	5	113	42	0
Engram	5	52	13	0	Sanders	5	62	27	0
Milli	4	55	27	0	Jones	3	8	6	0
Evans	2	16	11	0	Shipp	2	20	18	0
Hannam	1	16	16	1	Bush	1	9	9	0
Williams	1	8	8	0					
Strong	1	8	8	8					
Morris	1	7	7	0					
Alexander	1	2	2	0					
TOTAL	23	260	27	1	TOTAL	17	226	42	0

TEAM STATISTICS

	Seattle	Arizona
Total First Downs	27	19
Third Down Eff.	8-14-57%	5-10-50%
Total Net Yards	406	337
Total Off. Plays	68	58
Avg. per play	4.2	3.8
Net Yards Rushing	151	111
Total Rushing Plays	36	29
Net Yards Passing	260	226
Times Sacked/Yards Lost	1-5	0-0
Pass Atts-Comps-Ints	31-23-0	29-17-2
Punts-No. and Avg.	3-51.0	2-46.5
Penalties-No. and Yards	4-34	3-20
Fumbles-No. and Lost	0-0	3-3
Touchdowns	3	0
Field Goals Made-Att	2-2	2-2
Time of Possession	32:44	27:16

DEFENSE

	T	S	A	QB	Yds.	Int.	Yds.	PD	FF	FR
Bell	10	9	1	0.0	0.0	0	0	0	1	2
Robertson	8	4	4	0.0	0.0	0	0	1	0	0
Terry	6	2	4	0.0	0.0	0	0	0	0	1
Lucas	5	4	1	0.0	0.0	0	0	0	0	0
Kacyvenski	5	2	3	0.0	0.0	0	0	0	0	0
Additional Stats: Interceptions: Fuller 1, Springs 1; Forced Fumbles: Bernard 1.										
	T	S	A	QB	Yds.	Int.	Yds.	PD	FF	FR
Wilson	11	10	1	0.0	0.0	0	0	0	0	0
McKinnon	10	8	2	0.0	0.0	0	0	1	0	0
Lassiter	8	5	3	0.0	0.0	0	0	0	0	0
Davis	6	6	0	1.0	5.0	0	0	0	0	0

Denver Broncos 31, Seattle Seahawks 9

Sunday, November 17, 2002 —Seahawks Stadium

It was a familiar foe, but an unfavorable outcome as the Seahawks lost to former AFC West rival Denver Broncos, 31-9, on the Broncos first visit to Seahawks Stadium. Defense dictated the game in the first half, with both teams getting an interception in the first quarter. On their second possession in the second quarter, the Broncos got on the board with a 45-yard field goal by kicker Jason Elam that ended an eight-play, 60-yard drive. On the Seahawks next possession, wide receiver Bobby Engram caught a 7-yard pass from quarterback Matt Hasselbeck for a first down, but was stripped by Broncos safety Sam Brandon. The ball was also recovered by Brandon. After punts by both teams, the Seahawks went into halftime down 3-0. The Seahawks evened the score on the first possession following halftime after a five-play, 36-yard drive was capped with a Rian Lindell 52-yard field goal. The Broncos answered when running back Mike Anderson scored on a 9-yard touchdown run that gave the Broncos a 10-3 lead. The Seahawks came back and Lindell's number was called again, this time he hit a 37-yard field goal that capped a 12-play, 54-yard drive to bring the Seahawks within four, 10-6. After a late hit by Seahawks defensive lineman Rocky Bernard forced quarterback Brian Griese to leave the game, backup Steve Beuerlein threw a 1-yard touchdown to tight end Patrick Hape spreading the lead to 17-6. Hasselbeck led the Seahawks down to the Broncos 11-yard line, but had to settle for a Lindell 29-yard field goal. The Broncos scored again on a six-play, 60-yard drive that ended with a 14-yard touchdown pass from Beuerlein to wide receiver Rod Smith, making the score 24-9. With the Seahawks having possession with only 22 seconds left to play, Hasselbeck threw a pass intended for fullback Mack Strong, but was intercepted and returned 22 yards for a touchdown by cornerback Deltha O'Neal. The game ended as Hasselbeck scrambled on an 8-yard run.

Denver	0	3	7	21	—	31
Seattle	0	0	6	3	—	9

	Denver	Seattle
DEN 2 5:02	Elam 45 FG (8-60, 2:58)	3 0
SEA 3 13:06	Lindell 52 FG (5-36, 1:54)	3 3
DEN 3 11:15	Anderson 9 run (Elam kick)(4-61, 1:51)	10 6
SEA 3 6:00	Lindell 37 FG (12-54, 5:15)	17 6
DEN 4 14:55	Hape 1 pass from Beuerlein (Elam kick)(12-72, 6:05)	17 9
SEA 4 8:57	Lindell 29 FG (11-63, 5:58)	24 9
DEN 4 5:20	Smith 14 pass from Beuerlein (Elam kick)(6-60, 3:37)	31 9
DEN 4 0:14	O'Neal 22 interception return (Elam kick)	
Att. — 65,495		

INDIVIDUAL STATISTICS

RUSHING

Denver	Att	Yds	LG	TD	Seattle	Att	Yds	LG	TD
Portis	23	136	34	0	Alexander	11	18	4	0
Anderson	4	20	9	1	Hasselbeck	2	13	8	0
Gary	1	19	19	0	Robinson	1	9	9	0
Griese	2	16	9	0	Strong	1	7	7	0
Smith	2	11	9	0	Evans	1	4	4	0
Beuerlein	2	0	0	0					
TOTAL	34	202	34	1	TOTAL	16	51	9	0

PASSING

Denver	A	C	Yds	TD	INT	RT	Seattle	A	C	Yds	TD	INT	RT
Griese	27	17	194	0	1	69.1	Hasselbeck	36	22	180	0	2	50.7
Beuerlein	2	2	15	2	0	137.5							
TOTAL	29	19	209	2	1		TOTAL	36	22	180	0	2	

RECEIVING

Denver	No	Yds	LG	TD	Seattle	No	Yds	LG	TD
Smith	5	58	16	1	Alexander	6	23	10	0
McCaffrey	4	36	20	0	Mili	4	41	19	0
Portis	2	52	38	0	Engram	3	40	22	0
Lelie	2	18	9	0	Strong	3	22	9	0
Gary	2	9	9	0	Robinson	2	21	13	0
Droughns	1	17	17	0	Williams	2	20	18	0
Carswell	1	12	12	0	Stevens	1	18	18	0
Anderson	1	6	6	0	Evans	1	-5	-5	0
Hape	1	1	1	1	TOTAL	22	180	22	0
TOTAL	19	209	38	2					

TEAM STATISTICS

	Denver	Seattle	DEFENSE										
	Denver	Seattle	Denver	T	S	A	QB	Yds.	Int.	Yds.	PD	FF	FR
Total First Downs	11	23	McGlockton	7	5	2	1.5	9.0	0	0	0	0	0
Third Down Eff.	4-12-33%	4-11-36%	Gold	7	5	2	0.0	0.0	0	0	0	0	0
Total Net Yards	204	433	Mobley	7	4	3	0.0	0.0	0	0	0	0	0
Total Off. Plays	46	73	Wilson	5	5	0	1.0	8.0	0	0	0	0	0
Avg. per Play	4.4	5.9	Additional Stats: Sacks: Price 1.5, Berry 1; Interceptions: Walker 1, O'Neal 1; Forced Fumbles: Brandon 1; Fumble Recovery: Brandon 1.										
Net Yards Rushing	65	188	Seattle	T	S	A	QB	Yds. <td>Int. <td>Yds. <td>PD <td>FF <td>FR</td> </td></td></td></td>	Int. <td>Yds. <td>PD <td>FF <td>FR</td> </td></td></td>	Yds. <td>PD <td>FF <td>FR</td> </td></td>	PD <td>FF <td>FR</td> </td>	FF <td>FR</td>	FR
Total Rushing Plays	17	44	Huff	10	7	3	0.0	0.0	0	0	1	1	0
Net Yards Passing	139	245	Fuller	7	6	1	0.0	0.0	0	0	0	0	0
Times Sacked/Yards Lost	3/23	3/11	Springs	6	6	0	0.0	0.0	1	0	1	0	0
Pass Atts-Comps-Ints	26-16-0	26-16-0	Eaton	6	3	3	0.0	0.0	0	0	3	0	0
Punts-No. and Avg.	7-42.7	4-39.8	Additional Stats: Sacks: Cochran 1.										
Penalties-No. and Yards	4-35	3-20											
Fumbles-No. and Lost	0-0	2-0											
Touchdowns	1	2											
Field Goals Made-Att	0-1	2-2											
Time of Possession	24:33	35:27											

11

Seattle Seahawks 39, Kansas City Chiefs 32

Sunday, November 24, 2002 — Seahawks Stadium

Seahawks QB Matt Hasselbeck and WR Koren Robinson had career games as the Seahawks defeated former AFC West opponent Kansas City Chiefs, 39-32, in Seahawks Stadium. Hasselbeck threw for a personal-best 362 yards and three touchdowns, while Robinson had eight catches for 168 yards, a career high. The Chiefs got on the board first when RB Priest Holmes scored on a 15-yard touchdown run on the opening drive of the game. The Chiefs widened the gap after they forced the Seahawks to go three-and-out, and K Morten Andersen hit a 31-yard field goal to make the score 10-0. In the second quarter, the Seahawks scored on a Shaun Alexander 3-yard touchdown run that capped a three-play, 92-yard drive that featured a 44-yard pass from Hasselbeck to Robinson. The Chiefs returned the favor quickly. On the first play of the ensuing possession, Holmes scored again on a 64-yard screen pass from QB Trent Green. The Seahawks came back on the next possession and scored on a 2-yard pass to FB Mack Strong, cutting the Chiefs lead to 17-14. With 2:36 left in the half, the Chiefs drove the ball down to the Seahawks 19-yard line, but Green was intercepted in the end zone by linebacker Orlando Huff. With only :59 left to go in the half, the Seahawks marched 80 yards and scored on a 6-yard pass to TE Jerry Stevens, the first touchdown reception of his career. The Seahawks led at the half 21-17. The Seahawks opened the second half with a six-play, 74-yard drive and scored on a 17-yard touchdown pass to Robinson, giving the Seahawks a 28-17 lead. At the start of the fourth quarter, Holmes scored his third touchdown of the game on a 4-yard run. Green scored on the two-point conversion to bring the Chiefs within three, 28-25. Seattle came back and kicker Rian Lindell gave the Seahawks a six-point lead when he hit a 37-yard field goal. The Seahawks scored again with under two minutes to play when Alexander got to the end zone on a 46-yard run. The Chiefs closed the gap when they scored on a 15-yard pass to tight end Marc Boerigter, but on the kickoff, the Seahawks recovered the onside kick to secure the win. The 1,086 combined yards in the game was the most by the Seahawks and an opponent. The game's 64 first downs was the most combined first down ever in an NFL game. The Seahawks had 534 total yards, fourth in the club's history. This was the first time the Seahawks have had two 300-yard passing games in a season since 1991, and the first time Seattle had a 300-yard passer, 100-yard rusher and 100-yard receiver in a game since 1985.

Kansas City	10	7	0	15	—	32
Seattle	0	21	7	11	—	39

				Kansas City	Seattle
KC	1	10:51	Holmes 15 run (Andersen kick)(8-70, 4:09)	7	0
KC	1	3:29	Andersen 31 FG (10-60, 5:44)	10	0
SEA	2	7:32	Alexander 3 run (Lindell kick)(3-92, 1:49)	10	7
KC	2	7:08	Holmes 64 pass from Green (Andersen kick)(1-64, 0:24)	17	7
SEA	2	2:36	Strong 2 pass from Hasselbeck (Lindell kick)(8-79, 4:32)	17	14
SEA	2	0:06	Stevens 6 pass from Hasselbeck (Lindell kick)(8-80, 0:53)	17	21
SEA	3	11:47	Robinson 17 pass from Hasselbeck (Lindell kick)(6-74, 3:13)	17	28
KC	4	14:57	Holmes 4 run (Green run)(8-92, 4:04)	25	28
SEA	4	10:42	Lindell 37 FG (9-56, 4:15)	25	31
SEA	4	1:52	Alexander 46 run (Hasselbeck run)(11-94, 3:58)	25	39
KC	4	0:31	Boerigter 15 pass from Green (Andersen kick)(6-70, 1:21)	32	39
Att.		—56,250			

INDIVIDUAL STATISTICS

RUSHING

Kansas City	Att	Yds	LG	TD	Seattle	Att	Yds	LG	TD
Holmes	23	197	30	2	Alexander	23	145	46	2
Morton	1	12	12	0	Hasselbeck	3	23	19	0
Green	1	7	7	0	Robinson	1	6	6	0
Cloud	1	1	1	0	Strong	2	5	3	0
					Evans	1	1	1	0
TOTAL	26	217	30	2	TOTAL	30	180	46	2

PASSING

Kansas City	A	C	Yds	TD	INT	RT	Seattle	A	C	Yds	TD	INT	RT
Green	34	26	343	2	1	115.2	Hasselbeck	36	22	180	0	2	50.7
TOTAL	34	26	343	2	1		TOTAL	36	22	180	0	2	

RECEIVING

Kansas City	No	Yds	LG	TD	Seattle	No	Yds	LG	TD
Holmes	7	110	64	1	Robinson	8	168	44	1
Morton	6	92	25	0	Jackson	6	92	29	0
Kennison	4	54	23	0	Mili	4	53	20	0
Gonzalez	4	51	17	0	Engram	3	28	11	0
Richardson	3	11	4	0	Stevens	2	13	7	1
Boerigter	1	15	15	1	Alexander	1	6	6	0
Hall	1	10	10	0	Strong	1	2	2	1
TOTAL	26	343	64	2	TOTAL	25	362	44	3

TEAM STATISTICS

	Kansas City	Seattle	Kansas City	T	S	A	QB	Yds.	Int.	Yds.	PD	FF	FR
Total First Downs	32	32	Patton	9	8	1	0.0	0.0	0	0	0	0	0
Third Down Eff.	1-5-20%	6-10-60%	Maslowski	9	6	3	0.0	0.0	0	0	0	0	0
Total Net Yards	552	534	Wesley	7	7	0	0.0	0.0	0	0	0	0	0
Total Off. Plays	62	67	Fujita	7	6	1	0.0	0.0	0	0	1	0	0
Avg. per Play	8.9	8.0	Crockett	6	6	0	0.0	0.0	0	0	0	0	0
Net Yards Rushing	217	180	Harts	5	5	0	1.0	8.0	0	0	0	0	0
Total Rushing Plays	26	30											
Net Yards Passing	335	354	Seattle	T	S	A	QB <th>Yds.</th> <th>Int.</th> <th>Yds.</th> <th>PD</th> <th>FF</th> <th>FR</th>	Yds.	Int.	Yds.	PD	FF	FR
Times Sacked/Yards Lost	2-8	1-8	Tongue	8	6	2	0.0	0.0	0	0	0	0	0
Pass Atts-Comps-Ints	34-26-1	36-25-0	Simmons	8	6	2	0.0	0.0	0	0	0	0	0
Punts-No. and Avg.	3-27.0	2-35.0	Lucas	7	7	0	0.0	0.0	0	0	1	0	0
Penalties-No. and Yards	4-70	5-52	Robertson	7	4	3	0.0	0.0	0	0	0	0	0
Fumbles-No. and Lost	0-0	0-0	Huff	6	4	2	0.0	0.0	1	0	1	0	0
Touchdowns	4	5	King	5	4	1	1.0	0.0	0	0	0	0	0
Field Goals Made-Att	1-1	1-2											
Time of Possession	30:08	29:52											

Additional Stats: Sacks: Randle 1.

San Francisco 49ers 31, Seattle Seahawks 24

Sunday, December 1, 2002 — 3Com Stadium

It was another record-setting day for Seahawks quarterback Matt Hasselbeck, who threw for a career-high 427 yards, but the Seahawks fell to NFC West rival San Francisco 49ers for the second time this season, 31-24, at 3COM Park. Hasselbeck's performance also marked the most passing yards and most pass attempts (55) by any Seahawks quarterback. The Seahawks defense took charge in the first quarter, intercepting 49ers QB Jeff Garcia twice on the 49ers' first two drives. At the start of the second quarter, the Seahawks took a 3-0 lead on a 20-yard field goal by K Rian Lindell, capping a 12-play, 91-yard scoring drive. The 49ers countered that with their own 14-play, 70-yard drive that ended with a 5-yard touchdown run by RB Garrison Hearst. On the next possession, the Seahawks were forced to go three-downs-and-out and 49ers PR Jimmy Williams returned Jeff Feagles' 40-yard punt 89 yards for a touchdown, giving the 49ers the lead, 14-3. Before the half, the 49ers were able to score again on a 23-yard field goal by K Jeff Chandler and the Seahawks went into halftime trailing 17-3. At the beginning of the second half, the Seahawks forced the 49ers to punt, but on the next possession, Hasselbeck was intercepted by S Tony Parrish and he returned the pick to the Seahawks 4-yard line, which set up a 1-yard touchdown run by Hearst. The Seahawks scored quickly, in three plays, as Hasselbeck connected with WR Darrell Jackson for a 36-yard touchdown pass, closing the 49ers lead to 14 points. After stopping the 49ers, the Seahawks were marching down field, but were stopped when Jackson was stripped by LB Julian Peterson on the 49ers 6-yard line and the 49ers recovered the fumble. The 49ers in turn took the ball 94 yards in 10 plays and scored on a 1-yard touchdown run by Hearst to make the score 31-10 with 13:25 to play. The Seahawks scored again on a 15-yard touchdown pass to WR Koren Robinson. The Seahawks stopped the 49ers and forced them to punt. With 3:19 left to play the Seahawks had the ball on their own 20-yard line. Hasselbeck marched the team down field and with 2:00 left to play, Hasselbeck threw a 3-yard touchdown pass to Jackson to bring the Seahawks within seven, 31-24. The Seahawks attempted an onside kick and the 49ers recovered the ball, but offside penalties on both teams forced a re-kick. On the second attempt, the Seahawks recovered the onside kick on their own 43-yard line with 1:55 left to play. After an incomplete pass to WR James Williams and a 14-yard completion to WR Bobby Engram, Hasselbeck scrambling, threw an interception to CB Rashad Holman at the 49ers 31-yard line. The 49ers offense twice took a knee to run out the clock. The Seahawks gained 507 total yards, the first time in team history that the team has had two consecutive 500-yard games.

Seattle	0	3	7	14	—	24
Denver	0	17	7	7	—	31

	SEA	SF			Seattle	SF
SEA	2	14:13	Lindell	20 FG (12-91, 5:51)	3	0
SF	2	5:45	Hearst	5 run (Chandler kick)(14-70, 8:28)	3	7
SF	2	2:48	Williams	89 punt return (Chandler kick)	3	14
SF	2	0:20	Chandler	20 FG (9-59, 1:49)	3	17
SF	3	10:12	Hearst	1 run (Chandler kick) (3-4, 1:22)	3	24
SEA	3	8:52	Jackson	36 pass from Hasselbeck (Lindell kick)(3-67, 1:20)	10	24
SF	4	13:25	Hearst	1 run (Chandler kick)(10-94, 5:08)	10	31
SEA	4	3:50	Robinson	15 pass from Hasselbeck (Lindell kick)(1:32)	17	31
SEA	4	1:57	Jackson	3 pass from Hasselbeck (Lindell kick)(9-80, 1:22)	24	31
Att.	—	67,594				

INDIVIDUAL STATISTICS

Seattle					San Francisco				
Att	Yds	LG	TD		Att	Yds	LG	TD	
Alexander	16	74	20	0	Hearst	31	124	31	3
Hasselbeck	2	8	6	0	Garcia	5	12	7	0
Morris	1	-2	-2	0	Owens	1	4	4	0
TOTAL	19	80	20	0	Beasley	1	2	2	0
					TOTAL	38	142	31	3

Seattle						San Francisco						
A	C	Yds	TD	INT	RT	A	C	Yds	TD	INT	RT	
Hasselbeck	55	30	427	3	2	82.9	Garcia	29	16	164	0	2
TOTAL	55	30	427	3	2	82.9	TOTAL	29	16	164	0	2

Seattle					San Francisco				
No	Yds	LG	TD		No	Yds	LG	TD	
Alexander	8	77	16	0	Streets	6	66	22	0
Jackson	7	114	37	2	Owens	5	45	10	0
Engram	6	72	15	0	Hearst	2	28	16	0
Robinson	4	95	39	1	Stokes	1	20	20	0
Mili	3	40	21	0	Smith	1	4	4	0
Stevens	2	29	26	0	Beasley	1	1	1	0
TOTAL	30	427	39	3	TOTAL	16	164	22	0

TEAM STATISTICS

Seattle			SF			DEFENSE																
	T	S	A	QB	Yds.	Int.	Yds.	PD	FF	FR		T	S	A	QB	Yds.	Int.	Yds.	PD	FF	FR	
Total First Downs	25				21							Eaton	9	6	3	0.0	0.0	0	0	0	0	0
Third Down Eff.	8-15	53%			9-16	56%						Huff	8	6	2	0.0	0.0	0	0	0	0	0
Total Net Yards	507				299							Simmons	8	6	2	1.0	7.0	0	0	0	0	0
Total Off. Plays	74				68							Terry	7	5	2	0.0	0.0	0	0	0	0	0
Avg. per Play	6.9				4.4							Lucas	6	5	1	0.0	0.0	1	0	1	1	0
Net Yards Rushing	80				142							Tongue	6	3	3	0.0	0.0	1	16	1	0	0
Total Rushing Plays	19				38							Fuller	6	3	3	0.0	0.0	0	0	0	0	0
Net Yards Passing	427				157							San Francisco	T	S	A	QB	Yds.	Int.	Yds.	PD	FF	FR
Times Sacked/Yards Lost	0-0				1-7							Peterson	10	7	3	0.0	0.0	0	0	1	1	0
Pass Atts-Comps-Ints	55-30-2				29-16-2							Rumph	7	7	0	0.0	0.0	0	0	3	1	0
Punts-No. and Avg.	5-41.0				5-39.4							Parrish	7	6	1	0.0	0.0	1	19	2	0	0
Penalties-No. and Yards	6-55				2-10							Webster	7	4	3	0.0	0.0	0	0	2	0	0
Fumbles-No. and Lost	2-1				1-0							Smith	7	3	4	0.0	0.0	0	0	1	0	1
Touchdowns	3				4							Additional Stats:	Interceptions:	Holman 1.								
Field Goals Made-Att	1-1				1-1																	
Time of Possession	27:35				32:25																	

13

Philadelphia Eagles 27, Seattle Seahawks 20

Sunday, December 8, 2002 — Seahawks Stadium

For the second consecutive week a Seahawks fourth quarter rally fell short by a touchdown as the Seahawks lost to the Philadelphia Eagles, 27-20, in Seahawks Stadium. Third-down conversions plagued the Seahawks as they converted three of 12 third downs (25%). The Seahawks offense was efficient on the first two drives, with QB Matt Hasselbeck completing seven of eight passes for 51 yards, but could not get into the endzone and the Seahawks were forced to settle for two

field goals to take an early 6-0 lead. The Eagles answered with their own drive resulting in a 6-yard touchdown pass from QB A.J. Feeley to WR James Thrash, giving the Eagles a 1-point lead. On the last play of the first quarter, Hasselbeck was intercepted by CB Bobby Taylor. After the Seahawks stopped the Eagles drive, Hasselbeck was intercepted again by Taylor and the Eagles advanced the football to the Seahawks 38-yard line. Two plays later, RB Duce Staley scored on a 21-yard run, stretching the Eagles lead to 14-6. The Seahawks were forced to punt on their next possession, but P Jeff Feagles was tackled by N.D. Kalu before he could get the punt away and the Eagles obtained possession on the Seahawks 35-yard line. On fourth-and-1, Eagles K David Akers kicked a 33-yard goal, making the score 17-6, with 4:00 left in the half. The Eagles scored again before the half on an Akers 40-yard field goal and the Seahawks trailed by 14, 20-6, at halftime. The Seahawks defense opened the second half with intensity as they forced the Eagles to three-downs-and-out, but Hasselbeck threw his third interception when he was picked off by rookie S Sheldon Brown. The Eagles then completed a five-play, 39-yard drive that ended with a 20-yard touchdown pass to WR Todd Pinkston. With six minutes left in the third quarter, Hasselbeck marched the Seahawks down field and scored on an 8-yard pass to Koren Robinson, bringing the Seahawks within 14, 27-13. Both defenses held strong in the third quarter until the Seahawks scored on a TE Jeramy Stevens touchdown reception with :49 left to play in the game. The Seahawks ran an inside kick and recovered the football, but were called for offsides and had to re-kick. The second kick was recovered by the Eagles and they ran out the clock. Hasselbeck's 62 yards rushing was the second highest for a Seahawks quarterback. With the victory over the Seahawks, the Eagles posted a 4-0 record against NFC West opponents this season.

Philadelphia	7	13	7	0	—	27
Seattle	6	0	7	7	—	20

	SEA	PHI	SEA	PHI	SEA	PHI	SEA	PHI	SEA	PHI	SEA	PHI	SEA	PHI	SEA	PHI	SEA	PHI	SEA
SEA	1	9:19	Lindell	34	FG (11-55, 5:41)														
SEA	1	4:53	Lindell	43	FG (6-24, 3:03)														
PHI	1	0:13	Thrash	6	pass from Feeley (Akers kick)(9-55, 4:40)														
PHI	2	8:59	Staley	21	run (Akers kick)(2-38, 0:43)														
PHI	2	4:00	Akers	33	FG (7-19, 2:29)														
PHI	2	0:08	Akers	40	FG (8-37, 1:35)														
PHI	3	9:51	Pinkston	20	pass from Feeley (Akers kick)(5-39, 1:54)														
SEA	3	2:04	Robinson	8	pass from Hasselbeck (Lindell kick)(9-74, 4:03)														
SEA	4	0:45	Stevens	11	pass from Hasselbeck (Lindell kick)(9-71, 1:53)														
Att.	—	59,862																	

INDIVIDUAL STATISTICS

RUSHING

Philadelphia	Att	Yds	LG	TD	Seattle	Att	Yds	LG	TD
Staley	21	100	21	1	Alexander	17	123	58	0
Levens	5	19	8	0	Hasselbeck	6	62	15	0
Westbrook	2	7	6	0	Evans	1	2	2	0
Feeley	3	0	1	0	Feagles	1	-15	-15	0
TOTAL	31	126	21	1	TOTAL	25	172	58	0

PASSING

Philadelphia	A	C	Yds	TD	INT	RT	Seattle	A	C	Yds	TD	INT	RT
Feeley	35	21	190	2	1	81.8	Hasselbeck	45	24	223	2	3	54.2
TOTAL	35	21	190	2	1		TOTAL	45	24	223	2	3	

RECEIVING

Philadelphia	No	Yds	LG	TD	Seattle	No	Yds	LG	TD
Pinkston	7	88	22	1	Ingram	5	48	13	0
Thrash	5	23	7	1	Robinson	4	44	20	1
Levens	3	30	12	0	Jackson	3	34	19	0
Lewis	3	19	9	0	Stevens	3	32	16	1
Freeman	2	24	17	0	Alexander	3	8	9	0
Staley	1	6	6	0	Mili	2	24	12	0
					Evans	2	17	13	0
					Strong	2	16	12	0
TOTAL	21	190	22	2	TOTAL	24	223	20	2

TEAM STATISTICS

	Philadelphia	Seattle	Philadelphia	T	S	A	QB	Yds.	Int.	Yds.	PD	FF	FR
Total First Downs	20	24	Lewis	12	11	1	0.0	0.0	0	0	0	0	0
Third Down Eff.	6-14-43%	3-12-25%	Barber	9	7	2	0.0	0.0	0	0	0	0	0
Total Net Yards	316	367	Kirkland	6	5	1	0.0	0.0	0	0	1	0	0
Total Off. Plays	67	74	Gardner	5	4	1	0.0	0.0	0	0	0	0	0
Avg. per Play	4.7	5.0	Additional Stats: Sacks: Whiting 2, Douglas 1, Kalu 1;										
Net Yards Rushing	126	172	Interceptions: Taylor 2, Brown 1; FR: Dawkins 1.										
Total Rushing Plays	31	25	Seattle	T	S	A	QB	Yds.	Int.	Yds.	PD	FF	FR
Net Yards Passing	190	195	Robertson	12	10	2	0.0	0.0	0	0	0	0	0
Times Sacked/Yards Lost	0-0	4-28	Evans	7	7	0	0.0	0.0	0	0	2	0	0
Pass Atts-Comps-Ints	36-21-1	45-24-3	Tongue	7	5	2	0.0	0.0	0	0	2	0	0
Punts-No. and Avg.	6-35.2	4-36.3	Cochran	7	1	6	0.0	0.0	0	0	1	0	0
Penalties-No. and Yards	3-15	8-56	Bernard	6	4	2	0.0	0.0	0	0	1	0	0
Fumbles-No. and Lost	3-0	0-0	Simmons	6	2	4	0.0	0.0	1	4	1	0	0
Touchdowns	3	2	Eaton	5	4	1	0.0	0.0	0	0	0	0	0
Field Goals Made-Att	2-3	2-2											
Time of Possession	30:37	29:23											

Seattle Seahawks 30, Atlanta Falcons 24 OT

Sunday, December 15, 2002 — Georgia Dome

With Seahawks QB Matt Hasselbeck's 298 yards passing, WR Koren Robinson's 143 yards receiving and RB Shaun Alexander's 127 yards rushing, the Seahawks offense was in full gear as they defeated the Atlanta Falcons 30-24, in overtime in the Georgia Dome. The Seahawks defense was also smothering, intercepting Falcons' QB Michael Vick twice, and holding the flee-footed quarterback to only 40 yards rushing, his fourth lowest total this season for complete games played. The Seahawks stopped the Falcons quickly when CB Ken Lucas intercepted Vick and returned it 27 yards to the Atlanta 42-yard line on the opening drive of the game. The turnover resulted in a 3-yard touchdown run by Alexander. On the ensuing kickoff, KR Allen Rossum returned the kickoff 91 yards for a touchdown to even the score, 7-7. At the end of the first quarter, Vick led the Falcons on an eight-play, 73-yard drive that ended with a 20-yard pass to TE Alge Crumpler to take the lead, 14-7. At the beginning of the second quarter, the Seahawks moved the ball quickly, but on third-and-one on the Falcons' 4-yard line, FB Heath Evans fumbled and Falcons DE Patrick Kerney recovered the ball. The Seahawks defense stepped up and for the second time in the half, Vick was picked off by Lucas who returned the pick 40-yards to the Falcons' 33-yard line. The Seahawks could not convert the turnover into points after the Falcons stopped Hasselbeck on a quarterback sneak on fourth-and-1. With 2:53 left to play in the half, the Seahawks had possession of the ball, but on second-and-10 from the Seahawks 24-yard line, Hasselbeck fumbled after he was sacked by NT Ed Jasper, and the ball was recovered by Falcons LB Chris Draft. The Falcons ended up with a field goal and went into halftime with a 17-7 lead. The Seahawks opened the second half with an eight-play, 74-yard, drive that was capped with a 5-yard touchdown pass from Hasselbeck to TE Jerramy Stevens, bringing the Seahawks within three, 17-14. The Falcons' regained possession and with just more than five minutes left in the third quarter, CB Willie Williams sacked Vick causing him to fumble and Williams picked up the fumble and ran 25 yards for the score, giving the Seahawks the lead, 21-17. At the start of the final quarter, the Seahawks suffered their third fumble of the game, this time by Alexander and the ball was recovered by Falcons LB John Thierry at the Atlanta 37-yard line. The Falcons could not capitalize on the fumble and were forced to punt. After a couple of possession exchanges, Seahawks K Rian Lindell kicked a 43-yard field goal with just under two minutes left to play, giving the Seahawks a seven-point lead. With no timeouts and only 1:51 left on the clock, Vick completed five of nine passes and with 21 seconds left on the clock, hit WR Trevor Gaylor in the endzone. After two passes by Hasselbeck, the game was headed into overtime. The Falcons won the toss and elected to receive the ball. They marched the ball to the Seahawks 18-yard line and on third-and-7 elected to kick the field goal. K Jay Feely's 36-yard attempt was wide right, and the Seahawks took over at their own 26-yard line. After three rushes for nine yards and three passes for 38 yards, Alexander ran for 27 yards for the game-winning touchdown, giving the Seahawks their first-ever overtime victory by scoring a touchdown, 30-24.

	Seattle	Atlanta
SEA	1	8:48
ATL	1	8:35
ATL	1	0:13
ATL	2	0:24
SEA	3	11:01
SEA	3	4:02
SEA	4	1:58
ATL	4	0:17
SEA	OT	4:24
Att.	—	69:551

	7	0	14	3	6	30
Atlanta	14	3	0	7	0	24

	Seattle	Atlanta
Alexander	3	run (Lindell kick)(5-42, 2:06)
Rossum	91	kickoff return (Feeley kick)(0-0, 0:13)
Crumpler	20	pass from Vick (Feeley kick)(8-73, 4:47)
Feeley	22	FG (6-20, 2:18)
Stevens	5	pass from Hasselbeck (Lindell kick)(8-74, 3:59)
Williams	25	fumble return (Lindell kick)
Lindell	43	FG (10-54, 3:15)
Gaylor	12	pass from Vick (Feeley kick)(9-77, 1:38)
Alexander	27	run (7-74, 3:49)

INDIVIDUAL STATISTICS

RUSHING												
Seattle	Att	Yds	LG	TD	Atlanta			Att	Yds	LG	TD	
Alexander	28	127	27	2	Dunn	20	101	31	0	0	0	
Strong	3	13	6	0	Vick	13	40	12	0	0	0	
Evans	3	10	5	0	Duckett	2	9	7	0	0	0	
Robinson	1	10	10	0								
Hasselbeck	2	6	6	0								
TOTAL	37	166	27	2	TOTAL	35	150	31	0			

PASSING															
Seattle	A	C	Yds	TD	INT	RT	Atlanta			A	C	Yds	TD	INT	RT
Hasselbeck	31	22	298	1	0	112.0	Vick	38	21	240	2	2	70.1		
TOTAL	31	22	298	1	0		TOTAL	38	21	240	2	2			

RECEIVING												
Seattle	No	Yds	LG	TD	Atlanta			No	Yds	LG	TD	
Robinson	9	143	35	0	Dunn	6	45	23	0	0	0	
Jackson	7	99	30	0	Crumpler	3	75	20	1	0	0	
Stevens	3	19	13	1	Gaylor	4	60	28	1	0	0	
Williams	1	17	17	0	Finneran	4	45	28	0	0	0	
Alexander	1	15	15	0	Jefferson	2	15	8	0	0	0	
Mili	1	5	5	0								
TOTAL	22	298	35	1	TOTAL	21	240	28	2			

TEAM STATISTICS

	Seattle	Atlanta
Total First Downs	25	21
Third Down Eff.	8-14-57%	6-15-40%
Total Net Yards	464	373
Total Off. Plays	70	75
Avg. per Play	6.6	5.0
Net Yards Rushing	166	150
Total Rushing Plays	37	35
Net Yards Passing	298	223
Times Sacked/Yards Lost	2-0	2-17
Pass Atts-Comps-Ints	31-22-0	38-21-2
Punts-No. and Avg.	2-40.0	5-47.0
Penalties-No. and Yards	7-45	11-95
Fumbles-No. and Lost	4-3	1-1
Touchdowns	4	3
Field Goals Made-Att	1-1	1-2
Time of Possession	31:49	38:47

DEFENSE

	T	S	A	QB	Yds.	Int.	Yds.	PD	FF	FR
Simmons	7	7	0	0.0	0.0	0	0	0	0	0
Robertson	6	6	0	0.0	0.0	0	0	0	0	0
Huff	5	5	0	0.0	0.0	0	0	0	0	0
Bernard	5	4	1	0.0	0.0	0	0	0	0	0
Additional Stats: Sacks: Randle 1; Interceptions: Lucas 2; Fumble Recoveries: W. Williams 1.										
	T	S	A	QB	Yds.	Int.	Yds.	PD	FF	FR
Brooking	12	10	2	0.0	0.0	0	0	0	0	0
McBurrows	7	7	0	0.0	0.0	0	0	1	2	0
Draft	7	6	1	0.0	0.0	0	0	0	0	1
Buchanan	5	5	0	0.0	0.0	0	0	1	0	0
Carpenter	5	5	0	0.0	0.0	0	0	0	0	0
Ambrose	5	5	0	0.0	0.0	0	0	0	0	0
Additional Stats: Sacks: Jasper 1, Johnson 1; FF: Jasper 1; Fumble Recoveries: Kerney 1, Thierry 1.										

15

Seattle Seahawks 30, St. Louis Rams 10
Sunday, December 22, 2002 — Seahawks Stadium

For the first time this season, the Seahawks notched consecutive wins as they defeated NFC West rival St. Louis Rams, 30-10, in Seahawks Stadium. The Seahawks defense, ranked last in the NFL against the run, shut down the running game of the Rams, holding them to only 17 yards.

The defense also caused problems in the passing game. Rams QB Matt Bulger had to leave the game during the Rams first series after being sacked by DT Antonio Cochran and DE John Hilliard. On the next play, RB Trung Canidate fumbled and Seahawks S Marcus Robertson recovered the ball. Seahawks QB Matt Hasselbeck moved the Seahawks offense down field, but could not get into the endzone in the first quarter. In two trips into the red zone in their first three possessions, the Seahawks had to settle for two field goals, taking a 6-0 lead at the beginning of the second quarter. The Rams got on the board after K Jeff Wilkins hit a 45-yard field goal to cap a 13-play, 44-yard drive. The Seahawks found the endzone on their next possession when RB Shaun Alexander scored on a 1-yard run, giving the Seahawks a 10-point lead, 13-3, which they took into halftime. On the first drive of the third quarter, Rams QB Jamie Martin was intercepted by S Reggie Tongue and he returned the ball to the 50-yard line. On the second play from scrimmage, Hasselbeck was sacked and fumbled the ball, which was recovered by Rams CB Travis Fisher. Two plays later, Martin was intercepted again, this time by LB Anthony Simmons. After three plays for 27 yards, Alexander scored again on a 1-yard run spreading the Seahawks lead to 20-3. The Rams came back and scored on a 5-yard touchdown pass from Bulger to WR Torry Holt. The Seahawks ended the third quarter with a 22-yard field goal, giving them a 23-10 lead going into the final period. After forcing the Rams to go three-downs-and-out, the Seahawks scored again on a 38-yard touchdown bomb from Hasselbeck to WR Darrell Jackson, making the score 30-10. On the Rams next possession, the Seahawks intercepted Martin again, with Tongue getting his second pick of the game. With 9:41 left to play, the Seahawks ate the clock, giving the Rams the ball again with only two minutes left to play. With 33 seconds left in the game, Martin was sacked by LB Tim Terry and fumbled the football, which was recovered by Seahawks DT Chad Eaton. The Seahawks ran out the clock for the win. Tongue's two interceptions marks the second time this season he has had multiple interception games. In addition, Alexander's two touchdowns gave him the most touchdowns scored in a season by any Seahawks player, breaking RB Chris Warren's record of 16.

St. Louis	0	3	7	0	—	10
Seattle	3	10	10	7	—	30

	SEA	STL	SEA	SEA	SEA	STL	SEA	SEA	SEA	Att.	Lindell 31 FG (7-30, 2:46)	Lindell 36 FG (14-69, 6:25)	Wilkins 45 FG (13-44, 6:29)	Alexander 1 run (Lindell kick)(4-75, 2:00)	Alexander 1 run (Lindell kick)(4-28, 2:17)	Holt 5 pass from Martin (Wilkins kick)(11-67, 5:41)	Lindell 22 FG (9-73, 3:11)	Jackson 38 pass from Hasselbeck (Lindell kick)(7-69, 3:27)	St. Louis	Seattle
SEA 1	8:46										0	3	0	6	3	13	10	10	0	3
SEA 2	12:12										0	6	3	6	20	20	10	20	10	20
STL 2	5:43										0	6	3	6	20	20	10	23	10	30
SEA 2	3:43										3	13	3	13	20	10	20	10	10	30
SEA 3	8:58										3	20	3	20	20	10	23	10	10	30
STL 3	3:17										10	20	10	20	20	10	23	10	10	30
SEA 3	0:06										10	23	10	20	20	10	23	10	10	30
SEA 4	11:16										10	20	10	20	20	10	23	10	10	30
Att.	—	63, 853																		

INDIVIDUAL STATISTICS

RUSHING

St. Louis	Att	Yds	LG	TD	Seattle	Att	Yds	LG	TD
Faulk	9	13	11	0	Alexander	26	79	25	2
Conwell	1	3	3	0	Strong	2	9	5	0
Canidate	3	2	4	0	Hasselbeck	3	8	7	0
Martin	2	-1	0	0	Evans	3	4	3	0
TOTAL	15	17	11	0	TOTAL	34	100	25	2

PASSING

St. Louis	A	C	Yds	TD	INT	RT	Seattle	A	C	Yds	TD	INT	RT
Martin	48	31	259	1	3	59.3	Hasselbeck	32	20	303	1	0	104.0
Bulger	1	1	11	0	0	112.5	TOTAL	32	20	303	1	0	
TOTAL	49	32	270	1	3								

RECEIVING

St. Louis	No	Yds	LG	TD	Seattle	No	Yds	LG	TD
Holt	9	92	18	1	Robinson	4	94	44	0
Edwards	5	39	15	0	Jackson	4	71	38	1
Bruce	4	49	18	0	Stevens	4	70	29	0
Hodgins	4	19	7	0	Strong	3	19	12	0
Faulk	4	17	11	0	Engram	2	15	8	0
Proehl	3	22	14	0	Mill	1	21	21	0
Gordon	2	26	14	0	Evans	1	7	7	0
Conwell	1	6	6	0	Alexander	1	6	6	0
TOTAL	32	270	18	1	TOTAL	20	303	44	1

TEAM STATISTICS

	St. Louis	Seattle	St. Louis	T	S	A	QB	Yds.	Int.	Yds.	PD	FF	FR
Total First Downs	17	26	Herring	11	8	3	0.0	0.0	0	0	2	0	0
Third Down Eff.	8-15-53%	7-14-50%	Archuleta	9	7	2	0.0	0.0	0	0	0	0	0
Total Net Yards	271	392	Pickett	7	4	3	0.0	0.0	0	0	0	0	0
Total Off. Plays	66	68	Fisher	6	5	1	0.0	0.0	0	0	1	0	1
Avg. per Play	4.1	5.8	Thomas	5	5	0	0.0	0.0	0	0	0	0	0
Net Yards Rushing	17	100	Zgonina	5	3	2	1.0	1.0	0	0	1	0	0
Total Rushing Plays	15	34	Duncan	5	2	3	0.0	0.0	0	0	1	0	0
Net Yards Passing	254	292	Additional Stats: Sacks: Jackson 1.										
Times Sacked/Yards Lost	2-16	2-11											
Pass Atts-Comps-Ints	49-32-3	32-20-0	Seattle	T	S	A	QB	Yds.	Int.	Yds.	PD	FF	FR
Punts-No. and Avg.	2-32.5	2-34.5	Simmons	11	9	2	0.0	0.0	1	15	1	1	0
Penalties-No. and Yards	12-102	4-20	Springs	7	7	0	0.0	0.0	0	0	0	0	0
Fumbles-No. and Lost	2-2	2-1	Tongue	6	3	3	0.0	0.0	2	33	2	0	0
Touchdowns	1	3	Additional Stats: Sacks: Cochran 1, Terry 1.										
Field Goals Made-Att	1-1	3-3											
Time of Possession	28:39	31:21											

Seattle Seahawks 31, San Diego Chargers 28 OT

Sunday, December 29, 2002 — Qualcomm Stadium

The Seahawks finished the 2002 campaign with three consecutive wins as they defeated the San Diego Chargers in overtime, 31-28, at Qualcomm Stadium. The win marks the first time the Seahawks have notched three consecutive wins to close a season since winning five in 1986. The Seahawks offense started quickly, jumping out to a 7-0 lead on the first drive of the game on a 14-yard touchdown pass from QB Matt Hasselbeck to WR Darrell Jackson, but sputtered after that, not scoring again until the final quarter. The Chargers evened the count at 7-7 when QB Drew Brees connected with TE Stephen Alexander for a 26-yard touchdown score. On the next San Diego possession, the Chargers took the lead on a Steve Christie 26-yard field goal, and went into halftime leading 10-7. The Chargers continued to expand their lead in the third quarter when Christie hit his second field goal, this time from 29 yards. On the Chargers next possession, Brees found WR Eric Parker for a 31-yard touchdown completion, giving the Chargers a 20-7 lead at the end of the third quarter. The Seahawks got their offense in gear again and capped a five-play, 63-yard drive with a RB Shaun Alexander 2-yard touchdown run. The Chargers answered with a 12-play, 73-yard drive of their own, finished with a 1-yard touchdown pass from Brees to FB Fred McCrary. The Chargers converted the two-point try and their lead was 28-14. With just more than six minutes to play, the Seahawks scored on another quick drive, with Hasselbeck reaching WR Koren Robinson for a 19-yard touchdown pass. The Seahawks stopped the Chargers and forced them to punt, giving the Seahawks the ball with 3:32 left to play. The Seahawks marched 88 yards and scored on a 1-yard run by Hasselbeck with only one second left to play, tying the score 28-28. In overtime, the Seahawks got possession and took the ball down to the San Diego 28-yard line, but Hasselbeck's pass intended for WR Bobby Engram was intercepted by CB Alex Molden at the San Diego 20-yard line. Despite the turnover, the Seahawks defense held strong, forcing the Chargers to go three-downs-and-out. The Seahawks regained possession and marched the ball to the Chargers' 6-yard line, where K Rian Lindell hit a 24-yard field goal to seal the victory. Hasselbeck's 449 yards passing shattered his own Seahawks single-game passing record of 427 set earlier this year. Robinson's 103 yards receiving helped place him second on the Seahawks all-time list for most receiving yards in a season (1,240), behind only Steve Largent (1,287). In addition, the 90 plays the Seahawks ran were the most in team history for a single game.

		Seattle	San Diego			Seattle	San Diego
SEA	1	10:49	7	0	0	21	3
SD	2	11:59	0	10	10	8	0
SEA	3	12:06	7	7	7	7	7
SD	4	8:37	7	7	7	7	10
SEA	5	13:59	7	7	7	7	13
SD	6	8:37	7	7	7	7	20
SEA	7	8:37	14	7	14	20	20
SD	8	6:14	21	21	21	28	28
SEA	9	0:01	28	28	28	28	28
SEA	OT	5:02	31	31	31	28	28
Att.	—	52,159					

INDIVIDUAL STATISTICS

RUSHING

Seattle	Att	Yds	LG	TD	San Diego	Att	Yds	LG	TD
Alexander	15	67	14	1	Tomlinson	17	67	21	0
Hasselbeck	7	42	21	1	Brees	1	10	10	0
Strong	7	32	8	0	Dwight	1	8	8	0
Evans	5	22	8	0	Caldwell	1	3	3	0
TOTAL	34	163	21	2	TOTAL	20	88	21	0

PASSING

Seattle	A	C	Yds	TD	INT	RT	San Diego	A	C	Yds	TD	INT	RT
Hasselbeck	53	36	449	2	2	90.8	Brees	49	27	332	3	1	88.1
TOTAL	53	36	449	2	2		Caldwell	1	1	20	0	0	118.8
							TOTAL	50	28	352	3	1	

RECEIVING

Seattle	No	Yds	LG	TD	San Diego	No	Yds	LG	TD
Robinson	9	103	21	1	Alexander	8	129	30	1
Mili	7	119	49	0	Norman	4	62	24	0
Engram	6	84	29	0	Dwight	4	44	20	0
Jackson	5	90	41	1	Caldwell	4	35	15	0
Stevens	4	22	8	0	Parker	3	58	31	1
Evans	2	6	8	0	Tomlinson	3	18	12	0
Alexander	1	14	14	0	McCrary	2	6	5	1
Williams	1	9	9	0					
Strong	1	2	2	0					
TOTAL	36	449	49	2	TOTAL	28	352	21	3

TEAM STATISTICS

		Seattle	San Diego	Seattle	T	S	A	QB Yds.	Int.	Yds.	PD	FF	FR
Total First Downs		34	24	Lucas	9	9	0	0.0	0	0	3	0	0
Third Down Eff.	8-16-50%		6-15-40%	Tongue	9	7	2	0.0	0.0	0	0	0	0
Total Net Yards		591	414	Huff	7	5	2	0.0	0.0	0	0	0	0
Total Off. Plays		90	73	Eaton	5	2	3	0.0	0.0	0	0	0	0
Avg. per Play		6.6	5.7	Additional Stats: Sacks: Randle 3; Interceptions: Springs 1.									
Net Yards Rushing		163	88										
Total Rushing Plays		34	20	San Diego	T	S	A	QB Yds.	Int.	Yds.	PD	FF	FR
Net Yards Passing		449	352	Harrison	12	10	2	1.0	6.0	0	1	0	0
Times Sacked/Yards Lost	3-21		3-26	Edwards	10	9	1	0.0	0.0	0	1	0	0
Pass Atts-Comps-Ints	55-36-2		50-28-1	Molden	9	9	0	1.0	10.0	1	1	0	1
Punts-No. and Avg.	4-38.5		6-34.3	Moreno	9	7	2	0.0	0.0	1	8	1	0
Penalties-No. and Yards	7-58		5-22	McNeil	7	7	0	0.0	0.0	0	1	0	0
Fumbles-No. and Lost	1-1		0-0	Jammer	6	5	1	0.0	0.0	0	0	1	0
Touchdowns	4		3	Brown	5	2	3	0.0	0.0	0	1	0	0
Field Goals Made-Att	1-2		2-2	Additional Stats: Sacks:Carson 1; Forced Fumbles: Lylel.									
Time of Possession	39:50		30:08										

2002 STATISTICS

DAY	DATE	W/L	SCORE	OPPONENT	ATTENDANCE
Sun.	Sept. 8	L	17-31	at Oakland	53,260
Sun.	Sept. 15	L	13-24	Arizona	63,104
Sun.	Sept. 22	L	6-9	at New York Giants	78,551
Sun.	Sept. 29	W	48-23	Minnesota	65,212
Mon.	Oct. 14	L	21-28	San Francisco	66,420
Sun.	Oct. 20	L	20-37	at St. Louis	65,931
Sun.	Oct. 27	W	17-14	at Dallas	63,854
Sun.	Nov. 3	L	3-14	Washington	64,325
Sun.	Nov. 10	W	27-6	at Arizona	29,252
Sun.	Nov. 17	L	9-31	Denver	65,495
Sun.	Nov. 24	W	39-32	Kansas City	56,250
Sun.	Dec. 1	L	24-31	at San Francisco	67,594
Sun.	Dec. 8	L	20-27	Philadelphia	59,862
Sun.	Dec. 15	OT	W	at Atlanta	69,551
Sun.	Dec. 22	W	30-10	St. Louis	63,953
Sun.	Dec. 29	OT	W	at San Diego	52,159

TEAM STATS

Total First Downs

Rushing

Passing

Penalty

3rd Down: Made/Att

3rd Down Pct.

4th Down: Made/Att

4th Down Pct.

Possession Avg.

Total Net Yards

Avg. Per Game

Total Plays

Avg. Per Play

Net Yards Rushing

Avg. Per Game

Total Rushes

Net Yards Passing

Avg. Per Game

Sacked/Yards Lost

Gross Yards

Att./Completions

Completion Pct.

Had Intercepted

Punts/Average

Net Punting Avg.

Penalties/Yards

Fumbles/Ball Lost

Touchdowns

Rushing

Passing

Returns

SEAHAWKS

347

104

208

35

93/216

43.1

6/21

28.6

28:55

5818

363.6

1050

5.5

1740

108.8

430

4078

254.9

33/179

4257

587/361

61.5

16

61/41.7

61/37.0

100/792

23/12

41

17

19

5

OPPONENTS

356

140

191

25

100/215

46.5

6/13

46.2

31:05

5852

365.8

1083

5.4

2441

152.6

500

3411

213.2

28/185

3596

555/321

57.8

19

65/39.0

65/33.0

99/816

22/11

43

18

21

4

SCORE BY PERIODS

	Q1	Q2	Q3	Q4	OT	PTS
Team	67	123	58	98	9	355
Opponents	75	99	82	113	0	369

SCORING	TD	RUSH	PASS	RETURN	K-PAT	FG	S	PTS.
Alexander	18	16	2	0				108
Lindell	0	0	0	0	38/38	23/29		107
Robinson	5	0	5	0				30
Jackson	4	0	4	0				24
Stevens	3	0	3	0				18
Mili	2	0	2	0				12
Strong	2	0	2	0				12
Hasselbeck	1	1	0	0				8
Eaton	1	0	0	1			0	6
Ingram	1	0	0	1				6
Hannam	1	0	1	0				6
Morris	1	0	0	1				6
Tongue	1	0	0	1			0	6
W. Williams	1	0	0	1			0	6
TEAM	41	17	19	5	38/38	23/29	0	355
OPPONENTS	43	18	21	4	39/39	22/26	0	369

2-Pt. Conversions: Hasselbeck, TEAM 1-2; OPPONENTS 3-4.

PASSING	ATT.	COMP.	YDS.	COMP.%	TD	INT.	LG	S/L	RATING
Hasselbeck	419	267	3075	63.7	15	10	49	26/143	87.8
Dilfer	168	94	1182	56.0	4	6	83	7/36	71.1
TEAM	587	361	4257	61.5	19	16	83	33/179	83.0
OPPONENTS	555	321	3596	57.8	21	19	64t	28/185	75.6

RUSHING	No.	Yds.	AVG.	LONG	TD
Alexander	295	1175	4.0	58	16
Hasselbeck	40	202	5.1	21	1
Morris	32	153	4.8	24	0
Strong	23	94	4.1	9	0
Robinson	8	56	7.0	20	0
H. Evans	17	53	3.1	8	0
Dilfer	10	27	2.7	13	0
Jackson	3	3	1.0	4	0
Feagles	2	-23	-11.5	-8	0
TEAM	430	1740	4.0	58	17
OPPONENTS	500	2441	4.9	58t	18

RECEIVING	No.	Yds.	AVG.	LONG	TD
Robinson	78	1240	15.9	83	5
Jackson	62	877	14.1	48	4
Alexander	59	460	7.8	80t	2
Ingram	50	619	12.4	38	0
Mili	43	508	11.8	49	2
Stevens	26	252	9.7	29	3
Strong	22	120	5.5	12	2
J. Williams	9	99	11.0	18	0
H. Evans	8	41	5.1	13	0
Morris	3	25	8.3	12	0
Hannam	1	16	16.0	16t	1
TEAM	361	4257	11.8	83	19
Opponents	321	3596	11.2	64t	21

INTERCEPTIONS	NO.	YDS.	AVG.	LONG	TD
Tongue	5	118	23.6	46t	1
Lucas	3	67	22.3	40	0
Springs	3	0	0.0	0	0
Simmons	2	19	9.5	15	0
Kacyvenski	1	27	27.0	27	0
Cochran	1	9	9.0	9	0
Fuller	1	3	3.0	3	0
Williams	1	2	2.0	2	0
D. Evans	1	0	0.0	0	0
Huff	1	0	0.0	0	0
TEAM	19	245	12.9	46t	1
OPPONENTS	16	119	7.4	22t	1

PUNTING	NO.	YDS.	AVG.	NET	TB	IN	LG	B
Feagles	61	2542	41.7	37.0	4	22	58	0
TEAM	61	2542	41.7	37.0	4	22	58	0
OPPONENTS	65	2538	39.0	33.0	7	20	59	0

PUNT RETURNS	RET	FC	YDS.	AVG.	LONG	TD
Ingram	21	23	224	10.7	61t	1
Jackson	4	0	32	8.0	14	0
TEAM	25	23	256	10.2	61t	1
OPPONENTS	17	19	202	11.9	89t	1

KICKOFF RETURNS	NO.	YDS.	AVG.	LONG	TD
Morris	34	821	24.1	97t	1
J. Williams	21	354	16.9	46	0
Kasper TM	8	185	23.1	34	0
H. Evans	6	84	14.0	20	0
Strong	3	54	18.0	25	0
Owens LG	2	11	5.5	10	0
Palepoi	1	8	8.0	8	0
Tongue	1	27	27.0	27	0
TEAM	74	1533	20.7	97t	1
OPPONENTS	73	1591	21.8	95t	2

FIELD GOALS	1-19	20-29	30-39	40-49	50+
Lindell	1/1	9/9	8/10	4/5	1/4
TEAM	1/1	9/9	8/10	4/5	1/4
OPPONENTS	0/0	9/9	6/8	7/9	0/0

LINDELL: (39N, 32G) (46G, 19G) (42G, 27G) (35G, 21G) (36N, 57N) (48N) (20G) (23G) (23G, 30G) (52G, 37G, 29G) (50N, 37G) (20G) (34G, 43G) (43G) (31G, 36G, 22G) (52N, 24G).

OPPONENTS: (27G) (23G) (33G, 21G, 47G) (35G, 44N) (37G, 29G) (31G, 45G, 47G) () () (40G, 27G) (40N, 45G) (31G) (23G) (33G, 40G, 39N) (22G, 36N) (45G) (26G, 29G).

SACKS: Randle 7.0, Brown 6.0, Bernard 4.0, Cochran 3.0, Bell 1.0, Eaton 1.0, King 1.0, Mitchell 1.0, Palepoi 1.0, Simmons 1.0, Terry 1.0, Williams 1.0.

TEAM 28.0, **OPPONENTS** 33.0

DEFENSIVE STATISTICS

NAME	Tkl	SOLO	AST.	QB	YDS.	INT.	TD	PD	FF	FR
Tongue	93	68	25	0.0	0.0	5	1	10	0	1
Robertson	89	67	22	0.0	0.0	0	0	4	0	2
Lucas	82	71	11	0.0	0.0	3	0	12	1	0
Bell	74	63	11	1.0	8.0	0	0	5	2	2
Eaton	73	48	23	1.0	6.0	0	0	3	0	2
Kacyvenski	71	51	20	0.0	0.0	1	0	1	0	0
Springs	59	54	5	0.0	0.0	3	0	11	0	1
Cochran	52	37	15	3.0	27.0	1	0	3	1	0
Huff	52	39	13	0.0	0.0	1	0	5	2	0
C. Brown	50	42	8	6.0	28.0	0	0	2	1	0
Bernard	49	34	15	4.0	26.0	0	0	1	1	0
Simmons	46	35	11	1.0	7.0	2	0	2	1	0
Terry	42	31	11	1.0	8.0	0	0	1	1	1
Fuller	33	22	11	0.0	0.0	1	0	2	0	0
Evans	29	26	3	0.0	0.0	1	0	7	0	0
King	26	17	9	1.0	0.0	0	0	5	0	0
Williams	24	20	4	0.0	0.0	1	0	4	1	1
Lewis	17	15	2	0.0	0.0	0	0	0	1	0
Palepoi	16	9	7	1.0	7.0	0	0	1	1	0
Randle	15	13	2	7.0	55.0	0	0	2	0	0
Hilliard	14	12	2	0.0	0.0	0	0	1	0	0
Mitchell	8	5	3	1.0	4.0	0	0	3	0	0
Richard	3	3	0	0.0	0.0	0	0	1	0	0
Blackmon	2	1	1	0.0	0.0	0	0	1	0	0
Miller	1	1	0	0.0	0.0	0	0	0	0	0
Woodard	1	0	1	0.0	0.0	0	0	0	0	0

SPECIAL TEAMS STATISTICS

NAME	Tkl	SOLO	ASS.	FF	FR	BL
Bierria	16	11	5	0	0	0
Bannister	13	11	2	0	1	0
Tongue	12	8	4	0	1	0
Lewis	11	10	1	0	0	0
Terry	8	8	0	2	0	0
Huff	8	7	1	1	0	0
Miller	7	5	2	0	0	0
W. Williams	6	6	0	0	0	0
Hannam	6	5	1	0	0	0
Bell	4	3	1	0	0	0
Morris	3	3	0	0	0	0
Palepoi	3	2	1	0	0	0
Killens	3	3	0	0	0	0
Fuller	3	1	2	0	0	0
Lindell	3	3	0	1	0	0
Strong	2	1	1	0	0	0
Darche	1	1	0	0	0	0
Brown, C.	1	1	0	0	0	0
Evans, H.	1	1	0	0	0	0
Blackmon	1	0	1	0	0	0

2002 PARTICIPATION

NAME	9/8 @OAK	9/15 ARI	9/22 @NYG	9/29 MINN	10/14 SF	10/20 @STL	10/27 @DAL	11/3 WASH	11/10 @ARI
Alexander	RB	RB	RB	RB	RB	RB	RB	RB	RB
Bannister	WR	wr	wr	wr	sub	sub	wr	wr	sub
Bell	lb	OLB	OLB	OLB	OLB	OLB	OLB	OLB	OLB
Bernard, R	dt	dt	DT	DT	dt	dt	dt	dt	dt
Bernard, W									
Bierria	in	in	sub	sub	sub	sub	sub	sub	sub
Blackmon	sub	sub	s	in	in	in	in	in	in
Brown	OLB	OLB	OLB	OLB	OLB	OLB	OLB	OLB	in
Cochran	RDE	RDE	RDE	RDE	RDE	RDE	RDE	RDE	RDE
Darche	sub	sub	sub	sub	sub	sub	sub	sub	sub
Dean	in	in		ps	ps	ps	ps	ps	ps
Dickenson	dnp	*in	*in						
Dilfer	*in	QB	QB	QB	QB	QB	QB	ir	ir
Eaton	DT	DT	DT	DT	DT	DT	DT	DT	DT
Engram	WR	WR	wr	WR	wr	wr	WR	WR	wr
Evans, D	cb	cb	cb	cb	cb	cb	cb	cb	cb
Evans, H	fb	fb	fb	fb	sub	sub	sub	fb	FB
Feagles	p	p	p	p	p	p	p	p	p
Fuller	sub	sub	sub	sub	fs	fs	sub	fs	fs
George								*in	dnp
Gray	RG	RG	RG	RG	LG	LG	LG	LG	LG
Hannam	sub	te	sub	sub	te	te	in	te	te
Hasselbeck	QB	sub	sub	sub	sub	qb	qb	QB	QB
Hill	sub	lt	in	in	sub	sub	sub	sub	sub
Hilliard	in	in	dt	dt	in	in	in	in	in
Huff	lb	lb	lb	lb	lb	lb	lb	lb	lb
Hutchinson	LG	LG	LG	LG	in	in	in	in	in
Jackson	WR	WR	WR	WR	WR	WR	WR	in	in
Jones	res	res	LT	LT	LT	LT	LT	LT	LT
Kacyvenski	MLB	MLB	MLB	MLB	MLB	MLB	MLB	MLB	MLB
Kasper								wr	wr
Kelly	ps	ps	ps	*in	*in	*in	*in	dnp	*in
Killens									
King	LDE	LDE	LDE	LDE	LDE	LDE	LDE	LDE	LDE
Lewis	sub	sub	sub	sub	sub	lb	sub	lb	lb
Lindell	k	k	k	k	k	k	k	k	k
Lucas	RCB	RCB	RCB	RCB	RCB	RCB	RCB	RCB	RCB
McCleary									
Mili	te	TE	TE	te	TE	TE	te	TE	TE
Miller									
Mitchell	DT	DT	in	in	de	de	de	ir	ir
Morris	rb	rb	rb	rb	sub	rb	rb	rb	rb
Norman	in	in	in	in	in	in	in	in	in
Owens									
Palepoi	de	de	de	de	de	de	de	de	de
Randle	in	in	in	in	DT	DT	DT	DT	DT
Richard	in	sub	in	cb	sub	cb	sub	sub	sub
Robertson	FS	FS	FS	FS	FS	FS	FS	FS	FS
Robinson	WR	WR	WR	WR	WR	WR	WR	WR	WR
Simmons	OLB	in	in	in	in	in	in	in	in
Springs	LCB	LCB	LCB	in	LCB	LCB	LCB	LCB	LCB
Stevens	te	te	te	TE	in	in	in	in	te
Strong	fb	fb	FB	fb	FB	FB	FB	FB	fb
Terry, C									
Terry, T	sub	lb	lb	lb	sub	lb	lb	lb	OLB
Tobeck	C	C	C	C	C	C	C	C	C
Tongue	SS	SS	SS	SS	SS	SS	SS	SS	SS
Wedderburn	sub	sub	sub	g	RG	RG	RG	RG	RG
Williams, J	in	in	in	wr	wr	wr	wr	wr	WR
Williams, W	cb	cb	cb	LCB	cb	cb	cb	cb	cb
Womack	LT	LT	RT	RT	RT	RT	RT	sub	RT
Woodard	dt	sub	dt	dt	in	in	dt	dt	dt
Wunsch	RT	RT	t	sub	sub	t	sub	RT	sub

KEY--CAPS - starter; lower case - substitute at that position; sub - special teams only; dnp - did not play; in - inactive; *in - third quarterback; ps - practice squad; ir - injured reserve; nfi - non-football injury.

2002 PARTICIPATION

11/17 DEN	11/24 KC	12/1 @SF	12/8 PHI	12/15 @ATL	12/22 StL	12/29 @SD	GP	GS	IN	DNP
RB	RB	RB	RB	RB	RB	RB	16	16	0	0
wr	sub	sub	wr	wr	sub	sub	16	1	0	0
OLB	lb	lb	lb	lb	lb	lb	16	9	0	0
dt	dt	dt	dt	dt	dt	dt	16	2	0	0
				sub	in	in	1	0	2	0
sub	sub	sub	sub	sub	sub	sub	14	0	2	0
in	in	in	cb	sub	sub	sub	7	0	9	0
ir	ir	ir	ir	ir	ir	ir	8	8	1	0
RDE	RDE	RDE	RDE	RDE	RDE	RDE	16	16	0	0
sub	sub	sub	sub	sub	sub	sub	16	0	0	0
ps	ps	ps	in	in	in	in	0	0	6	0
							0	0	2	1
ir	ir	ir	ir	ir	ir	ir	6	6	0	0
DT	DT	DT	DT	DT	DT	DT	16	16	0	0
wr	WR	wr	wr	in	wr	wr	15	6	1	0
cb	cb	cb	cb	cb	cb	cb	16	0	0	0
fb	fb	fb	fb	fb	fb	fb	16	1	0	0
p	p	p	p	p	p	p	16	0	0	0
FS	fs	fs	sub	fs	fs	fs	16	1	0	0
dnp	dnp	dnp	dnp	dnp	dnp	dnp	0	0	1	8
LG	LG	LG	LG	LG	LG	LG	16	16	0	0
sub	sub	sub	te	sub	te	te	15	0	1	0
QB	QB	QB	QB	QB	QB	QB	16	9	0	0
sub	sub	sub	sub	sub	sub	sub	14	0	2	0
in	in	in	de	LDE	LDE	LDE	6	3	10	0
LB	LB	LB	LB	LB	LB	LB	16	7	0	0
ir	ir	ir	ir	ir	ir	ir	4	4	5	0
in	WR	WR	WR	WR	WR	WR	13	13	3	0
LT	LT	LT	LT	LT	LT	LT	14	14	0	0
in	in	in	ir	ir	ir	ir	9	9	3	0
sub							3	0	0	0
*in	*in	*in	*in	*in	*in	*in	0	0	0	1
sub	sub	sub					3	0	0	0
LDE	LDE	LDE	in	ir	ir	ir	12	12	1	0
lb	lb	lb	sub	lb	lb	lb	16	0	0	0
k	k	k	k	k	k	k	16	0	0	0
RCB	RCB	RCB	RCB	RCB	RCB	RCB	16	16	0	0
							in	in	2	0
TE	te	TE	TE	TE	TE	TE	16	12	0	0
sub	sub	sub	sub	sub	sub	sub	lb	7	0	0
ir	ir	ir	ir	ir	ir	ir	5	2	0	0
in	in	rb	sub	in	in	in	11	0	5	0
in	in	in	in	in	dnp	dnp	0	0	14	2
				de	de	de	3	0	0	0
de	de	de	LDE	in	in	in	13	1	3	0
DT	DT	DT	DT	DT	DT	DT	12	12	4	0
dnp	in	in	in	in	ir	ir	7	0	6	1
dnp	FS	FS	FS	FS	FS	FS	15	15	0	1
WR	WR	WR	WR	WR	WR	WR	16	16	0	0
in	OLB	OLB	OLB	OLB	OLB	OLB	7	7	9	0
LCB	LCB	LCB	LCB	LCB	LCB	LCB	15	15	1	0
te	te	te	te	te	te	te	12	1	4	0
FB	FB	FB	FB	FB	FB	FB	16	12	0	0
	in	RT	RT	RT	RT	RT	5	5	1	0
OLB	OLB	OLB	OLB	OLB	OLB	OLB	16	8	0	0
C	C	C	C	C	C	C	16	16	0	0
SS	SS	SS	SS	SS	SS	SS	16	16	0	0
RG	RG	RG	RG	RG	in	in	14	10	2	0
WR	wr	wr	sub	wr	wr	wr	13	2	3	0
cb	cb	cb	in	cb	cb	cb	15	1	1	0
RT	RT	in	in	in	in	in	11	10	5	0
dt	dt	dt	in	dt	dt	dt	13	0	3	0
sub	t	sub	sub	sub	RG	RG	16	5	0	0

2002 STARTERS

OFFENSE

DATE	GAME	WR	LT	LG	C	RG	RT	TE	WR	QB	RB	FB	K
Sept. 8	at Oakland	Robinson	Womack	Hutchinson	Tobeck	Gray	Wunsch	Engram (wr)	Jackson	Hasselbeck	Alexander	Bannister (wr)	Lindell
Sept. 15	Arizona	Robinson	Womack	Hutchinson	Tobeck	Gray	Womack	Mili	Jackson	Dilfer	Alexander	Engram (wr)	Lindell
Sept. 22	at NY Giants	Robinson	Jones	Hutchinson	Tobeck	Gray	Womack	Mili	Jackson	Dilfer	Alexander	Strong	Lindell
Sept. 29	Minnesota	Robinson	Jones	Hutchinson	Tobeck	Gray	Womack	Stevens	Jackson	Dilfer	Alexander	Engram (wr)	Lindell
Oct. 14	San Francisco	Robinson	Jones	Gray	Tobeck	Wedderburn	Womack	Mili	Jackson	Dilfer	Alexander	Strong	Lindell
Oct. 20	at St. Louis	Robinson	Jones	Gray	Tobeck	Wedderburn	Womack	Mili	Jackson	Dilfer	Alexander	Strong	Lindell
Oct. 27	at Dallas	Robinson	Jones	Gray	Tobeck	Wedderburn	Womack	Engram (wr)	Jackson	Dilfer	Alexander	Strong	Lindell
Nov. 3	Washington	Engram	Jones	Gray	Tobeck	Wedderburn	Wunsch	Mili	Robinson	Hasselbeck	Alexander	Strong	Lindell
Nov. 10	at Arizona	Robinson	Jones	Gray	Tobeck	Wedderburn	Womack	Mili	Williams	Hasselbeck	Alexander	Evans	Lindell
Nov. 17	Denver	Robinson	Jones	Gray	Tobeck	Wedderburn	Womack	Mili	Williams	Hasselbeck	Alexander	Strong	Lindell
Nov. 24	Kansas City	Robinson	Jones	Gray	Tobeck	Wedderburn	Womack	Mili	Williams	Hasselbeck	Alexander	Strong	Lindell
Dec. 1	at San Francisco	Robinson	Jones	Gray	Tobeck	Wedderburn	Terry	Mili	Jackson	Hasselbeck	Alexander	Strong	Lindell
Dec. 8	Philadelphia	Robinson	Jones	Gray	Tobeck	Wedderburn	Terry	Mili	Jackson	Hasselbeck	Alexander	Strong	Lindell
Dec. 15	at Atlanta	Robinson	Jones	Gray	Tobeck	Wedderburn	Terry	Mili	Jackson	Hasselbeck	Alexander	Strong	Lindell
Dec. 22	St. Louis	Robinson	Jones	Gray	Tobeck	Wedderburn	Terry	Mili	Jackson	Hasselbeck	Alexander	Strong	Lindell
Dec. 29	at San Diego	Robinson	Jones	Gray	Tobeck	Wunsch	Terry	Mili	Jackson	Hasselbeck	Alexander	Strong	Lindell

DEFENSE

DATE	GAME	LDE	LDT	RDT	RDE	OLB	MLB	OLB	LCB	RCB	SS	FS	P
Sept. 15	Arizona	King	Eaton	Mitchell	Cochran	Simmons	Kacyvenski	Brown	Springs	Lucas	Tongue	Robertson	Feagles
Sept. 15	Arizona	King	Eaton	Mitchell	Cochran	Bell	Kacyvenski	Brown	Springs	Lucas	Tongue	Robertson	Feagles
Sept. 22	at NY Giants	King	Eaton	Bernard	Cochran	Bell	Kacyvenski	Brown	Springs	Lucas	Tongue	Robertson	Feagles
Sept. 29	Minnesota	King	Eaton	Bernard	Cochran	Bell	Kacyvenski	Brown	Williams	Lucas	Tongue	Robertson	Feagles
Oct. 14	San Francisco	King	Eaton	Randle	Cochran	Bell	Kacyvenski	Brown	Springs	Lucas	Tongue	Robertson	Feagles
Oct. 20	at St. Louis	King	Eaton	Randle	Cochran	Bell	Kacyvenski	Brown	Springs	Lucas	Tongue	Robertson	Feagles
Oct. 27	at Dallas	King	Eaton	Randle	Cochran	Bell	Kacyvenski	Brown	Springs	Lucas	Tongue	Robertson	Feagles
Nov. 3	Washington	King	Eaton	Randle	Cochran	Bell	Kacyvenski	Brown	Springs	Lucas	Tongue	Robertson	Feagles
Nov. 10	at Arizona	King	Eaton	Randle	Cochran	Bell	Kacyvenski	Brown	Springs	Lucas	Tongue	Robertson	Feagles
Nov. 17	Denver	King	Eaton	Randle	Cochran	Bell	Huff	Terry	Springs	Lucas	Tongue	Fuller	Feagles
Nov. 24	Kansas City	King	Eaton	Randle	Cochran	Simmons	Huff	Terry	Springs	Lucas	Tongue	Robertson	Feagles
Dec. 1	at San Francisco	King	Eaton	Randle	Cochran	Simmons	Huff	Terry	Springs	Lucas	Tongue	Robertson	Feagles
Dec. 8	Philadelphia	Palepoi	Eaton	Randle	Cochran	Simmons	Huff	Terry	Springs	Lucas	Tongue	Robertson	Feagles
Dec. 15	at Atlanta	Hilliard	Eaton	Randle	Cochran	Simmons	Huff	Terry	Springs	Lucas	Tongue	Robertson	Feagles
Dec. 22	St. Louis	Hilliard	Eaton	Randle	Cochran	Simmons	Huff	Terry	Springs	Lucas	Tongue	Robertson	Feagles
Dec. 29	at San Diego	Hilliard	Eaton	Randle	Cochran	Simmons	Huff	Terry	Springs	Lucas	Tongue	Robertson	Feagles

2002 GAME-BY-GAME INDIVIDUAL RUSHING

SHAUN ALEXANDER		MATT HASSELBECK		MAURICE MORRIS		MACK STRONG		KOREN ROBINSON	
No. Yds.	Avg. LG TD	No. Yds.	Avg. LG TD	No. Yds.	Avg. LG TD	No. Yds.	Avg. LG TD	No. Yds.	Avg. LG TD
9/8 at Oakland	13 36 2.8 9 0	2 6 3.0 4 0	0 0 0.0 0 0	0 0 0.0 0 0	0 0 0.0 0 0	0 0 0.0 0 0	0 0 0.0 0 0	0 0 0.0 0 0	0 0 0.0 0 0
9/15 Arizona	17 37 2.2 13 0	1 1 1.0 1 0	7 35 5.0 9 0	1 2 2.0 2 0	1 2 2.0 2 0	1 2 2.0 2 0	1 2 2.0 2 0	1 6 6.0 6 0	0 0 0.0 0 0
9/22 at NY Giants	14 37 2.6 9 0	0 0 0.0 0 0	0 0 0.0 0 0	0 0 0.0 0 0	0 0 0.0 0 0	0 0 0.0 0 0	0 0 0.0 0 0	0 0 0.0 0 0	0 0 0.0 0 0
9/29 Minnesota	24 139 5.8 43 4	0 0 0.0 0 0	1 3 3.0 3 0	1 3 3.0 3 0	1 9 9.0 9 0	1 9 9.0 9 0	1 11 11.0 11 0	1 11 11.0 11 0	0 0 0.0 0 0
10/14 San Francisco	25 96 3.8 42 1	0 0 0.0 0 0	0 0 0.0 0 0	0 0 0.0 0 0	2 6 3.0 3 0	2 6 3.0 3 0	0 0 0.0 0 0	0 0 0.0 0 0	0 0 0.0 0 0
10/20 at St. Louis	12 30 2.5 9 0	1 4 4.0 4 0	2 21 10.5 15 0	0 0 0.0 0 0	0 0 0.0 0 0	0 0 0.0 0 0	0 0 0.0 0 0	1 -5 -5.0 -5 0	0 0 0.0 0 0
10/27 at Dallas	23 58 2.5 10 2	3 11 3.7 6 0	6 24 4.0 10 0	6 24 4.0 10 0	2 4 2.0 3 0	2 4 2.0 3 0	0 0 0.0 0 0	0 0 0.0 0 0	0 0 0.0 0 0
11/5 Washington	19 67 3.5 16 0	4 15 3.8 7 0	0 0 0.0 0 0	0 0 0.0 0 0	1 3 3.0 3 0	1 3 3.0 3 0	1 4 4.0 4 0	1 -1 -1.0 -1 0	0 0 0.0 0 0
11/10 at Arizona	12 42 3.5 16 2	4 3 0.8 6 0	15 72 4.8 24 0	1 4 4.0 4 0	1 4 4.0 4 0	1 4 4.0 4 0	1 20 20.0 20 0	1 20 20.0 20 0	0 0 0.0 0 0
11/17 Denver	11 18 1.6 4 0	2 13 6.5 8 0	INACTIVE	1 7 7.0 7 0	1 7 7.0 7 0	1 7 7.0 7 0	1 9 9.0 9 0	1 9 9.0 9 0	0 0 0.0 0 0
11/24 Kansas City	23 145 6.3 46 2	3 23 7.7 19 0	INACTIVE	2 5 2.5 3 0	2 5 2.5 3 0	2 5 2.5 3 0	1 6 6.0 6 0	1 6 6.0 6 0	0 0 0.0 0 0
12/1 at San Francisco	16 74 4.6 20 0	2 8 4.0 6 0	1 -2 -2.0 -2 0	0 0 0.0 0 0	0 0 0.0 0 0	0 0 0.0 0 0	0 0 0.0 0 0	0 0 0.0 0 0	0 0 0.0 0 0
12/8 Philadelphia	17 123 7.2 58 0	6 62 10.3 15 0	0 0 0.0 0 0	3 13 4.3 6 0	3 13 4.3 6 0	3 13 4.3 6 0	1 10 10.0 10 0	1 10 10.0 10 0	0 0 0.0 0 0
12/15 at Atlanta	28 127 4.5 27 1	2 6 3.0 6 0	INACTIVE	2 9 4.5 5 0	2 9 4.5 5 0	2 9 4.5 5 0	0 0 0.0 0 0	0 0 0.0 0 0	0 0 0.0 0 0
12/22 St. Louis	26 79 3.0 25 2	3 8 2.7 7 0	INACTIVE	7 32 4.6 8 0	7 32 4.6 8 0	7 32 4.6 8 0	0 0 0.0 0 0	0 0 0.0 0 0	0 0 0.0 0 0
12/29 at San Diego	15 67 4.5 14 1	7 42 6.0 21 1	INACTIVE	23 94 4.1 9 0	23 94 4.1 9 0	23 94 4.1 9 0	0 0 0.0 0 0	0 0 0.0 0 0	0 0 0.0 0 0
Totals	295 1,175 4.0 58 16	40 202 5.1 21 1	32 153 4.8 24 0	23 94 4.1 9 0	23 94 4.1 9 0	23 94 4.1 9 0	8 56 7.0 20 0	8 56 7.0 20 0	0 0 0.0 0 0

HEATH EVANS		TRENT DILFER		DARRELL JACKSON		JEFF FEAGLES	
No. Yds.	Avg. LG TD	No. Yds.	Avg. LG TD	No. Yds.	Avg. LG TD	No. Yds.	Avg. LG TD
9/8 at Oakland	0 0 0.0 0 0	INACTIVE	1 1 1.0 1 0	1 1 1.0 1 0	0 0 0.0 0 0	0 0 0.0 0 0	0 0 0.0 0 0
9/15 Arizona	0 0 0.0 0 0	2 0 0.0 0 0	0 0 0.0 0 0	0 0 0.0 0 0	0 0 0.0 0 0	0 0 0.0 0 0	0 0 0.0 0 0
9/22 at NY Giants	0 0 0.0 0 0	2 1 0.5 2 0	2 2 1.0 4 0	2 2 1.0 4 0	0 0 0.0 0 0	0 0 0.0 0 0	0 0 0.0 0 0
9/29 Minnesota	0 0 0.0 0 0	3 5 1.7 4 0	0 0 0.0 0 0	0 0 0.0 0 0	0 0 0.0 0 0	0 0 0.0 0 0	0 0 0.0 0 0
10/14 San Francisco	0 0 0.0 0 0	3 21 7.0 13 0	0 0 0.0 0 0	0 0 0.0 0 0	0 0 0.0 0 0	0 0 0.0 0 0	0 0 0.0 0 0
10/20 at St. Louis	0 0 0.0 0 0	0 0 0.0 0 0	0 0 0.0 0 0	0 0 0.0 0 0	0 0 0.0 0 0	0 0 0.0 0 0	0 0 0.0 0 0
10/27 at Dallas	0 0 0.0 0 0	0 0 0.0 0 0	INJURED RESERVE	0 0 0.0 0 0	0 0 0.0 0 0	0 0 0.0 0 0	0 0 0.0 0 0
11/3 Washington	0 0 0.0 0 0	INJURED RESERVE	INJURED RESERVE	INACTIVE	0 0 0.0 0 0	0 0 0.0 0 0	0 0 0.0 0 0
11/10 at Arizona	3 10 3.3 6 0	INJURED RESERVE	INJURED RESERVE	INACTIVE	0 0 0.0 0 0	0 0 0.0 0 0	0 0 0.0 0 0
11/17 Denver	1 4 4.0 4 0	INJURED RESERVE	INJURED RESERVE	INACTIVE	0 0 0.0 0 0	0 0 0.0 0 0	0 0 0.0 0 0
11/24 Kansas City	1 1 1.0 1 0	INJURED RESERVE	INJURED RESERVE	INACTIVE	0 0 0.0 0 0	0 0 0.0 0 0	0 0 0.0 0 0
12/1 at San Francisco	0 0 0.0 0 0	INJURED RESERVE	INJURED RESERVE	INACTIVE	0 0 0.0 0 0	0 0 0.0 0 0	0 0 0.0 0 0
12/8 Philadelphia	1 2 2.0 2 0	INJURED RESERVE	INJURED RESERVE	INACTIVE	0 0 0.0 0 0	0 0 0.0 0 0	1 -15 -15.0 -15 0
12/15 at Atlanta	3 10 3.3 5 0	INJURED RESERVE	INJURED RESERVE	INACTIVE	0 0 0.0 0 0	0 0 0.0 0 0	0 0 0.0 0 0
12/22 St. Louis	3 4 1.3 3 0	INJURED RESERVE	INJURED RESERVE	INACTIVE	0 0 0.0 0 0	0 0 0.0 0 0	0 0 0.0 0 0
12/29 at San Diego	5 22 4.4 8 0	INJURED RESERVE	INJURED RESERVE	INACTIVE	0 0 0.0 0 0	0 0 0.0 0 0	0 0 0.0 0 0
Totals	17 53 3.1 8 0	10 27 2.7 13 0	3 3 1.0 4 0	1 -15 -15.0 -15 0	1 -15 -15.0 -15 0	1 -15 -15.0 -15 0	0 0 0.0 0 0

2002 GAME-BY-GAME INDIVIDUAL PASSING

	MATT HASSELBECK					TRENT DILFER					JEFF KELLY						
	Att.	Cmp.	Yds.	Pct.	Rat.	Skd.	Yds.	Pct.	Rat.	INT	Yds.	Pct.	Rat.	INT	Yds.	Pct.	Rat.
9/8 at Oakland	32	23	155	71.9	2	0	3	12	103.0								
9/15 Arizona	0	0	0	0.0	0	0	0	0	0.0								
9/22 at NY Giants	0	0	0	0.0	0	0	0	0	0.0								
9/29 Minnesota	0	0	0	0.0	0	0	0	0	0.0								
10/14 San Francisco	0	0	0	0.0	0	0	0	0	0.0								
10/20 at St. Louis	5	2	23	40.0	0	0	0	0	54.6								
10/27 at Dallas	19	12	131	63.2	0	1	1	0	61.5								
11/3 Washington	44	28	264	63.6	0	4	24	80.1									
11/10 at Arizona	31	23	260	74.2	1	0	1	5	109.6								
11/17 Denver	36	22	180	61.1	0	2	5	27	50.7								
11/24 Kansas City	36	25	362	69.4	3	0	1	8	129.6								
12/1 at San Francisco	55	30	427	54.5	3	2	0	0	82.9								
12/8 Philadelphia	45	24	223	53.3	2	3	4	28	54.2								
12/15 at Atlanta	31	22	298	71.0	1	0	2	0	112.0								
12/22 St. Louis	32	20	303	62.5	1	0	2	11	104.0								
12/29 at San Diego	53	36	449	68.0	2	2	3	21	90.8								
Totals	419	267	3,075	63.7	15	10	26	143	87.8								
	JEFF GEORGE					DAVE DICKENSON					JEFF KELLY						
	Att.	Cmp.	Yds.	Pct.	Rat.	Skd.	Yds.	Pct.	Rat.	INT	Yds.	Pct.	Rat.	INT	Yds.	Pct.	Rat.
9/8 at Oakland																	
9/15 Arizona																	
9/22 at NY Giants																	
9/29 Minnesota																	
10/14 San Francisco																	
10/20 at St. Louis																	
10/27 at Dallas																	
11/3 Washington																	
11/10 at Arizona																	
11/17 Denver																	
11/24 Kansas City																	
12/1 at San Francisco																	
12/8 Philadelphia																	
12/15 at Atlanta																	
12/22 St. Louis																	
12/29 at San Diego																	
Totals	0	0	0	0.0	0	0	0	0	0.0								
	JEFF GEORGE					DAVE DICKENSON					JEFF KELLY						
	Att.	Cmp.	Yds.	Pct.	Rat.	Skd.	Yds.	Pct.	Rat.	INT	Yds.	Pct.	Rat.	INT	Yds.	Pct.	Rat.
9/8 at Oakland																	
9/15 Arizona																	
9/22 at NY Giants																	
9/29 Minnesota																	
10/14 San Francisco																	
10/20 at St. Louis																	
10/27 at Dallas																	
11/3 Washington																	
11/10 at Arizona																	
11/17 Denver																	
11/24 Kansas City																	
12/1 at San Francisco																	
12/8 Philadelphia																	
12/15 at Atlanta																	
12/22 St. Louis																	
12/29 at San Diego																	
Totals	0	0	0	0.0	0	0	0	0	0.0								
	JEFF GEORGE					DAVE DICKENSON					JEFF KELLY						
	Att.	Cmp.	Yds.	Pct.	Rat.	Skd.	Yds.	Pct.	Rat.	INT	Yds.	Pct.	Rat.	INT	Yds.	Pct.	Rat.
9/8 at Oakland																	
9/15 Arizona																	
9/22 at NY Giants																	
9/29 Minnesota																	
10/14 San Francisco																	
10/20 at St. Louis																	
10/27 at Dallas																	
11/3 Washington																	
11/10 at Arizona																	
11/17 Denver																	
11/24 Kansas City																	
12/1 at San Francisco																	
12/8 Philadelphia																	
12/15 at Atlanta																	
12/22 St. Louis																	
12/29 at San Diego																	
Totals	0	0	0	0.0	0	0	0	0	0.0								

2002 GAME-BY-GAME INDIVIDUAL DEFENSE

	REGGIE TONGUE				MARCUS ROBERTSON				KEN LUCAS														
	Tkl.	Solo	Asst.	Int.	Tkl.	Solo	Asst.	Int.	Tkl.	Solo	Asst.	Int.											
9/8 at Oakland	4	3	1	0.0	0	0	0	0	8	4	4	0.0	0	0	0	0	0	0	0	0	0	0	0
9/15 Arizona	6	3	3	0.0	0	0	0	0	7	4	3	0.0	1	4	4	0	0.0	0	0	0	0	0	0
9/22 at NY Giants	9	7	2	0.0	0	0	0	0	6	4	2	0.0	0	4	3	1	0.0	0	0	0	0	0	0
9/29 Minnesota	5	3	2	0.0	2	0	0	4	5	4	1	0.0	0	7	6	1	0.0	0	0	0	0	0	3
10/14 San Francisco	7	6	1	0.0	0	0	0	0	4	3	1	0.0	0	5	4	1	0.0	0	0	0	0	0	0
10/20 at St. Louis	8	7	1	0.0	0	0	1	0	8	8	0	0.0	0	5	5	0	0.0	0	0	0	0	0	1
10/27 at Dallas	5	4	1	0.0	0	0	0	0	4	4	0	0.0	0	2	2	0	0.0	0	0	0	0	0	0
11/3 Washington	3	3	0	0.0	0	0	0	0	2	1	1	0.0	0	3	2	1	0.0	0	0	0	0	0	1
11/10 at Arizona	2	1	1	0.0	0	0	0	0	8	4	4	0.0	0	5	4	1	0.0	0	0	0	0	0	0
11/17 Denver	4	4	0	0.0	0	0	0	1	0	0	0	0.0	0	4	4	0	0.0	0	0	0	0	0	0
11/24 Kansas City	8	6	2	0.0	0	0	0	0	7	4	3	0.0	0	7	7	0	0.0	0	0	0	0	0	1
12/1 at San Francisco	6	3	3	0.0	1	0	0	1	5	5	0	0.0	0	6	5	1	0.0	1	0	1	0	1	1
12/8 Philadelphia	7	5	2	0.0	0	0	0	2	12	10	2	0.0	0	2	2	0	0.0	0	0	0	0	0	0
12/15 at Atlanta	4	3	1	0.0	0	0	0	0	6	6	0	0.0	0	3	3	0	0.0	2	0	0	0	2	0
12/22 St. Louis	6	3	3	0.0	2	0	0	2	3	3	0	0.0	0	4	4	0	0.0	0	0	0	0	0	0
12/29 at San Diego	9	7	2	0.0	0	0	0	0	4	3	1	0.0	0	9	9	0	0.0	0	0	0	0	0	3
Totals	93	68	25	0.0	5	0	1	10	89	67	22	0.0	0	82	71	11	0.0	3	1	0	12	0	12

	MARCUS BELL				CHAD EATON				ISAAH KACVENSKI														
	Tkl.	Solo	Asst.	Int.	Tkl.	Solo	Asst.	Int.	Tkl.	Solo	Asst.	Int.	Tkl.	Solo	Asst.	Int.							
9/8 at Oakland	7	5	2	1.0	0	0	0	0	7	5	2	0.0	0	16	11	5	0.0	0	0	0	0	0	0
9/15 Arizona	10	8	2	0.0	0	0	0	0	6	4	2	0.0	0	7	5	2	0.0	1	0	0	1	0	1
9/22 at NY Giants	6	4	2	0.0	0	0	0	0	3	0	3	0.0	0	10	9	1	0.0	0	0	0	0	0	0
9/29 Minnesota	14	13	1	0.0	0	1	0	1	4	3	1	0.0	0	8	5	3	0.0	0	0	0	0	0	0
10/14 San Francisco	7	5	2	0.0	0	0	0	0	3	2	1	1.0	0	13	9	4	0.0	0	0	0	0	0	0
10/20 at St. Louis	5	5	0	0.0	0	0	0	2	4	4	0	0.0	0	5	4	1	0.0	0	0	0	0	0	0
10/27 at Dallas	4	4	0	0.0	0	0	0	0	2	2	0	0.0	0	2	2	0	0.0	0	0	0	0	0	0
11/3 Washington	3	3	0	0.0	0	0	0	0	6	4	2	0.0	0	5	4	1	0.0	0	0	0	0	0	0
11/10 at Arizona	10	9	1	0.0	0	1	0	4	4	3	1	0.0	0	5	4	1	0.0	0	0	0	0	0	0
11/17 Denver	4	4	0	0.0	0	0	0	1	6	3	3	0.0	0	INACTIVE	INACTIVE	INACTIVE	INACTIVE	INACTIVE	INACTIVE	INACTIVE	INACTIVE	INACTIVE	INACTIVE
11/24 Kansas City	2	2	0	0.0	0	0	0	0	2	1	1	0.0	0	INACTIVE	INACTIVE	INACTIVE	INACTIVE	INACTIVE	INACTIVE	INACTIVE	INACTIVE	INACTIVE	INACTIVE
12/1 at San Francisco	0	0	0	0.0	0	0	0	0	9	6	3	0.0	0	INACTIVE	INACTIVE	INACTIVE	INACTIVE	INACTIVE	INACTIVE	INACTIVE	INACTIVE	INACTIVE	INACTIVE
12/8 Philadelphia	0	0	0	0.0	0	0	0	0	5	4	1	0.0	0	INJURED RESERVE	INJURED RESERVE	INJURED RESERVE	INJURED RESERVE	INJURED RESERVE	INJURED RESERVE	INJURED RESERVE	INJURED RESERVE	INJURED RESERVE	INJURED RESERVE
12/15 at Atlanta	2	1	1	0.0	0	0	0	0	4	4	0	0.0	0	INJURED RESERVE	INJURED RESERVE	INJURED RESERVE	INJURED RESERVE	INJURED RESERVE	INJURED RESERVE	INJURED RESERVE	INJURED RESERVE	INJURED RESERVE	INJURED RESERVE
12/22 St. Louis	0	0	0	0.0	0	0	0	0	3	2	1	0.0	0	INJURED RESERVE	INJURED RESERVE	INJURED RESERVE	INJURED RESERVE	INJURED RESERVE	INJURED RESERVE	INJURED RESERVE	INJURED RESERVE	INJURED RESERVE	INJURED RESERVE
12/29 at San Diego	0	0	0	0.0	0	0	0	0	5	2	3	0.0	0	INJURED RESERVE	INJURED RESERVE	INJURED RESERVE	INJURED RESERVE	INJURED RESERVE	INJURED RESERVE	INJURED RESERVE	INJURED RESERVE	INJURED RESERVE	INJURED RESERVE
Totals	74	63	11	1.0	0	2	1	5	73	49	24	1.0	0	71	51	20	0.0	1	0	0	1	0	1

2002 GAME-BY-GAME INDIVIDUAL DEFENSE

	SHAWN SPRINGS					ANTONIO COCHRAN					ORLANDO HUFF													
	Tkl.	Solo	Asst.	Sack	Int.	FF	FR	PD	Tkl.	Solo	Asst.	Sack	Int.	FF	FR	PD	Tkl.	Solo	Asst.	Sack	Int.	FF	FR	PD
9/8 at Oakland	4	3	1	0.0	0	0	1	0	4	4	0	0.0	0	0	0	0	1	1	0	0.0	0	1	0	0
9/15 Arizona	2	2	0	0.0	0	0	0	1	3	2	1	0.0	0	0	0	0	0	0	0	0.0	0	0	0	0
9/22 at NY Giants	5	5	0	0.0	0	0	0	0	5	4	1	1.0	0	0	0	0	0	0	0	0.0	0	0	0	0
9/29 Minnesota	INACTIVE					3	3	0	0.0	0	0	0	0	0	0	0	1	1	0	0.0	0	0	0	0
10/14 San Francisco	3	3	0	0.0	0	0	0	0	3	2	1	0.0	0	0	0	0	1	1	0	0.0	0	0	0	0
10/20 at St. Louis	6	6	0	0.0	0	0	0	0	3	3	0	0.0	0	0	0	0	1	1	0	0.0	0	0	0	0
10/27 at Dallas	3	3	0	0.0	0	0	2	0	2	2	0	0.0	0	1	0	1	1	1	0	0.0	0	0	0	0
11/3 Washington	3	2	1	0.0	0	0	1	2	2	0	0.0	1	0	0	1	1	2	2	0	0.0	0	0	0	2
11/10 at Arizona	3	2	1	0.0	1	0	2	0	2	0	2	0.0	0	0	0	0	4	2	2	0.0	0	0	0	1
11/17 Denver	6	6	0	0.0	1	0	0	1	3	3	0	1.0	0	0	0	0	10	7	3	0.0	0	1	0	1
11/24 Kansas City	4	4	0	0.0	0	0	0	0	3	1	2	0.0	0	0	0	0	6	4	2	0.0	1	0	0	1
12/1 at San Francisco	3	3	0	0.0	0	0	2	0	2	1	1	0.0	0	0	0	0	8	6	2	0.0	0	0	0	0
12/8 Philadelphia	2	1	1	0.0	0	0	0	0	7	1	6	0.0	0	0	1	1	4	4	0	0.0	0	0	0	0
12/15 at Atlanta	4	3	1	0.0	0	0	0	0	4	4	0	0.0	0	0	0	0	5	5	0	0.0	0	0	0	0
12/22 St. Louis	7	7	0	0.0	0	0	0	0	4	4	0	1.0	0	0	0	0	1	1	0	0.0	0	0	0	0
12/29 at San Diego	4	4	0	0.0	1	0	0	3	2	1	1	0.0	0	0	0	0	7	5	2	0.0	0	0	0	0
Totals	59	54	5	0.0	3	0	12	0	52	37	15	3.0	1	1	0	3	52	39	13	0.0	1	2	0	5

	CHAD BROWN					ROCKY BERNARD					ANTHONY SIMMONS													
	Tkl.	Solo	Asst.	Sack	Int.	FF	FR	PD	Tkl.	Solo	Asst.	Sack	Int.	FF	FR	PD	Tkl.	Solo	Asst.	Sack	Int.	FF	FR	PD
9/8 at Oakland	7	7	0	0.0	0	0	0	0	1	0	1	0.0	0	0	0	0	2	2	0	0.0	0	0	0	0
9/15 Arizona	9	8	1	1.0	0	1	0	0	3	1	2	1.0	0	0	0	0	INACTIVE	INACTIVE	INACTIVE	INACTIVE	INACTIVE	INACTIVE	INACTIVE	INACTIVE
9/22 at NY Giants	9	8	1	1.0	0	0	0	0	5	5	0	1.0	0	0	0	0	INACTIVE	INACTIVE	INACTIVE	INACTIVE	INACTIVE	INACTIVE	INACTIVE	INACTIVE
9/29 Minnesota	11	8	3	1.0	0	0	0	0	9	6	3	2.0	0	0	0	0	INACTIVE	INACTIVE	INACTIVE	INACTIVE	INACTIVE	INACTIVE	INACTIVE	INACTIVE
10/14 San Francisco	4	3	1	1.0	0	0	1	1	1	0	1	0.0	0	0	0	0	INACTIVE	INACTIVE	INACTIVE	INACTIVE	INACTIVE	INACTIVE	INACTIVE	INACTIVE
10/20 at St. Louis	3	3	0	1.0	0	0	1	1	1	0	1	0.0	0	0	0	0	INACTIVE	INACTIVE	INACTIVE	INACTIVE	INACTIVE	INACTIVE	INACTIVE	INACTIVE
10/27 at Dallas	4	3	1	0.0	0	0	0	0	2	2	0	0.0	0	0	0	0	INACTIVE	INACTIVE	INACTIVE	INACTIVE	INACTIVE	INACTIVE	INACTIVE	INACTIVE
11/3 Washington	3	2	1	1.0	0	0	0	0	3	3	0	0.0	0	0	0	0	INACTIVE	INACTIVE	INACTIVE	INACTIVE	INACTIVE	INACTIVE	INACTIVE	INACTIVE
11/10 at Arizona	INACTIVE					4	4	0	0.0	0	1	0	0	0	0	0	INACTIVE	INACTIVE	INACTIVE	INACTIVE	INACTIVE	INACTIVE	INACTIVE	INACTIVE
11/17 Denver	INJURED RESERVE					4	1	3	0.0	0	0	0	0	0	0	0	8	6	2	0.0	0	0	0	0
11/24 Kansas City	INJURED RESERVE					0	0	0	0.0	0	0	0	0	0	0	0	8	6	2	1.0	0	0	0	0
12/1 at San Francisco	INJURED RESERVE					3	2	1	0.0	0	0	0	0	0	0	1	6	2	4	0.0	1	0	0	1
12/8 Philadelphia	INJURED RESERVE					6	4	2	0.0	0	0	0	0	0	1	7	7	0	0.0	0	0	0	0	0
12/15 at Atlanta	INJURED RESERVE					5	4	1	0.0	0	0	0	0	0	0	11	9	2	0.0	1	1	0	1	
12/22 St. Louis	INJURED RESERVE					0	0	0	0.0	0	0	0	0	0	0	4	3	1	0.0	0	0	0	0	0
12/29 at San Diego	INJURED RESERVE					2	2	0	0.0	0	0	0	0	0	0	4	3	1	0.0	0	0	0	0	0
Totals	50	42	8	6.0	0	1	0	2	49	34	15	4.0	0	1	0	1	46	35	11	1.0	2	1	0	2

2002 GAME-BY-GAME INDIVIDUAL DEFENSE

	TIM TERRY					CURTIS FULLER					DOUG EVANS													
	Tkl.	Solo	Asst.	Sack	Int.	FF	FR	PD	Tkl.	Solo	Asst.	Sack	Int.	FF	FR	PD	Tkl.	Solo	Asst.	Sack	Int.	FF	FR	PD
9/8 at Oakland	0	0	0	0.0	0	0	0	0	0	0	0	0.0	0	0	0	0	0	0	0	0.0	0	0	0	0
9/15 Arizona	0	0	0	0.0	0	0	0	0	0	0	0	0.0	0	0	0	0	0	0	0	0.0	0	0	0	0
9/22 at NY Giants	1	1	0	0.0	0	0	0	0	0	0	0	0.0	0	0	0	0	2	2	0	0.0	0	0	0	0
9/29 Minnesota	0	0	0	0.0	0	0	0	0	0	0	0	0.0	0	0	0	0	5	4	1	0.0	0	0	0	2
10/14 San Francisco	0	0	0	0.0	0	0	0	0	0	0	0	0.0	0	0	0	0	1	0	1	0.0	0	0	0	0
10/20 at St. Louis	1	1	0	0.0	0	0	0	0	0	3	3	0.0	0	0	0	0	4	4	0	0.0	1	0	2	0
10/27 at Dallas	1	1	0	0.0	0	0	0	0	0	6	1	5	0.0	0	0	0	1	1	0	0.0	0	0	0	0
11/3 Washington	3	3	0	0.0	0	0	0	0	0	6	1	5	0.0	0	0	0	0	0	0	0.0	0	0	0	0
11/10 at Arizona	6	2	4	0.0	0	1	0	3	3	3	0	0.0	1	0	1	1	1	1	0	0.0	0	0	0	0
11/17 Denver	3	3	0	0.0	0	0	0	0	7	6	1	0.0	0	0	0	2	2	2	0	0.0	0	0	0	0
11/24 Kansas City	5	4	1	0.0	0	0	0	0	3	1	2	0.0	0	0	0	1	1	0	0.0	0	0	0	0	0
12/1 at San Francisco	7	5	2	0.0	0	0	0	0	6	3	3	0.0	0	0	0	2	2	2	0	0.0	0	0	0	0
12/8 Philadelphia	4	3	1	0.0	0	0	0	0	0	0	0	0.0	0	0	0	7	7	0	0.0	0	0	0	2	0
12/15 at Atlanta	4	3	1	0.0	0	0	0	0	0	0	0	0.0	0	0	0	1	1	0	0.0	0	0	0	0	0
12/22 St. Louis	4	2	2	1.0	0	1	0	0	3	3	0	0.0	0	0	0	1	1	0	1	0.0	0	0	1	0
12/29 at San Diego	3	3	0	0.0	0	0	1	1	2	2	0	0.0	0	0	1	1	1	1	0	0.0	0	0	0	0
Totals	42	31	11	1.0	0	1	1	1	33	22	11	0.0	1	0	2	29	26	3	0.0	1	0	0	7	0
						WILLIE WILLIAMS					D.D. LEWIS													
	Tkl.	Solo	Asst.	Sack	Int.	FF	FR	PD	Tkl.	Solo	Asst.	Sack	Int.	FF	FR	PD	Tkl.	Solo	Asst.	Sack	Int.	FF	FR	PD
9/8 at Oakland	0	0	0	0.0	0	0	0	0	1	0	1	0.0	1	0	0	1	0	0	0	0.0	0	0	0	0
9/15 Arizona	2	1	1	0.0	0	0	0	1	1	0	1	0.0	0	0	0	0	0	0	0	0.0	0	0	0	0
9/22 at NY Giants	2	2	0	0.0	0	0	0	1	1	1	0	0.0	0	0	0	0	0	0	0	0.0	0	0	0	0
9/29 Minnesota	1	0	1	0.0	0	0	0	0	4	4	0	0.0	0	0	0	1	0	0	0	0.0	0	0	0	0
10/14 San Francisco	4	2	2	0.0	0	0	0	0	0	0	0	0.0	0	0	0	0	0	0	0	0.0	0	0	0	0
10/20 at St. Louis	3	3	0	0.0	0	0	0	0	0	0	0	0.0	0	0	0	0	3	3	0	0.0	0	1	0	0
10/27 at Dallas	2	2	0	0.0	0	0	0	0	1	1	0	0.0	0	0	0	0	0	0	0	0.0	0	0	0	0
11/3 Washington	4	2	2	0.0	0	0	1	2	1	1	0.0	0	0	0	1	3	2	1	0.0	0	0	0	0	0
11/10 at Arizona	0	0	0	0.0	0	0	0	0	3	2	1	0.0	0	0	0	0	4	4	0	0.0	0	0	0	0
11/17 Denver	2	1	1	0.0	0	0	0	0	4	4	0	0.0	0	0	0	0	4	4	0	0.0	0	0	0	0
11/24 Kansas City	5	4	1	1.0	0	0	0	0	1	1	0	0.0	0	0	0	1	0	0	0.0	0	0	0	0	0
12/1 at San Francisco	1	0	1	0.0	0	0	0	2	0	0	0	0.0	0	0	0	0	0	0	0	0.0	0	0	0	0
12/8 Philadelphia	INACTIVE					INACTIVE					INACTIVE													
12/15 at Atlanta	INJURED RESERVE					INJURED RESERVE					INJURED RESERVE													
12/22 St. Louis	INJURED RESERVE					INJURED RESERVE					INJURED RESERVE													
12/29 at San Diego	INJURED RESERVE					INJURED RESERVE					INJURED RESERVE													
Totals	26	17	9	1.0	0	0	0	5	24	20	4	1.0	1	1	4	17	15	2	0.0	0	1	0	0	

2002 GAME-BY-GAME INDIVIDUAL DEFENSE

	ANTON PALEPOI				JOHN RANDLE				JOHN HILLIARD							
	Tkl.	Solo	Asst.	Sack	Int.	FF	FR	PD	Tkl.	Solo	Asst.	Sack	Int.	FF	FR	PD
9/8 at Oakland	0	0	0	0.0	0	0	0	0	INACTIVE	0	0	0.0	0	0	0	0
9/15 Arizona	1	1	0	0.0	0	0	0	0	INACTIVE	0	0	0.0	0	0	0	0
9/22 at NY Giants	1	0	1	0.0	0	0	0	0	INACTIVE	0	0	0.0	0	0	0	0
9/29 Minnesota	2	1	1	1.0	0	1	0	1	INACTIVE	3	3	0	0.0	0	0	0
10/14 San Francisco	1	0	1	0.0	0	0	0	0	3	2	1	0.0	0	0	0	1
10/20 at St. Louis	2	1	1	0.0	0	0	0	0	0	0	0	0.0	0	0	0	0
10/27 at Dallas	2	2	0	0.0	0	0	0	0	2	2	0	2.0	0	0	0	0
11/3 Washington	0	0	0	0.0	0	0	0	0	0	0	0	0.0	0	0	0	0
11/10 at Arizona	1	1	0	0.0	0	0	1	0	0	0	0	0.0	0	0	0	0
11/17 Denver	0	0	0	0.0	0	0	0	0	1	0	1	0.0	0	0	0	0
11/24 Kansas City	3	1	2	0.0	0	0	0	0	1	1	0	1.0	0	0	0	0
12/1 at San Francisco	3	2	1	0.0	0	0	0	0	0	0	0	0.0	0	0	0	0
12/8 Philadelphia	1	1	0	0.0	0	0	0	0	0	0	0	0.0	0	0	0	0
12/15 at Atlanta	INACTIVE								3	3	0	1.0	0	0	0	0
12/22 St. Louis	INACTIVE								2	2	0	0.0	0	0	0	0
12/29 at San Diego	INACTIVE								3	3	0	3.0	0	0	0	1
Totals	17	10	7	1.0	0	1	0	2	15	13	2	7.0	0	0	0	2

	BRANDON MITCHELL				KRIS RICHARD				HAROLD BLACKMON							
	Tkl.	Solo	Asst.	Sack	Int.	FF	FR	PD	Tkl.	Solo	Asst.	Sack	Int.	FF	FR	PD
9/8 at Oakland	6	3	3	1.0	0	0	0	1	INACTIVE	0	0	0.0	0	0	0	0
9/15 Arizona	1	1	0	0.0	0	0	0	2	0	0	0	0.0	0	0	0	0
9/22 at NY Giants	INACTIVE								INACTIVE	1	1	0	0.0	0	0	0
9/29 Minnesota	INACTIVE								3	3	0	0.0	0	0	0	1
10/14 San Francisco	0	0	0	0.0	0	0	0	0	0	0	0	0.0	0	0	0	0
10/20 at St. Louis	1	1	0	0.0	0	0	0	0	0	0	0	0.0	0	0	0	0
10/27 at Dallas	0	0	0	0.0	0	0	0	0	0	0	0	0.0	0	0	0	0
11/3 Washington	INJURED RESERVE								0	0	0	0.0	0	0	0	0
11/10 at Arizona	INJURED RESERVE								0	0	0	0.0	0	0	0	0
11/17 Denver	INJURED RESERVE								0	0	0	0.0	0	0	0	0
11/24 Kansas City	INJURED RESERVE								INACTIVE							
12/1 at San Francisco	INJURED RESERVE								INACTIVE							
12/8 Philadelphia	INJURED RESERVE								INACTIVE							
12/15 at Atlanta	INJURED RESERVE								INACTIVE							
12/22 St. Louis	INJURED RESERVE								INJURED RESERVE							
12/29 at San Diego	INJURED RESERVE								INJURED RESERVE							
Totals	8	5	3	1.0	0	0	0	3	3	3	0	0.0	0	0	0	1

*Cedric Woodard had one assisted tackle at NY Giants (9/22). Keith Miller had one solo tackle at San Diego (12/29).

2002 OFFENSE

	9/8 @OAK	9/15 ARI	9/22 @NYG	9/29 MINN	10/14 SF	10/20 @STL	10/27 @DAL
Points	17	13	6	48	21	20	17
1st Quarter	7	3	3	14	7	0	0
2nd Quarter	0	7	3	31*	7	14	7
3rd Quarter	0	0	0	0	7	0	0
4th Quarter	10	3	0	3	0	6	10
Overtime	-	-	-	-	-	-	-
First Downs	14	26	7	18	24	13	18
Rushing	3	4	2	10	9	2	6
Passing	8	18	5	7	12	8	10
Penalty	3	4	0	1	3	3	2
3rd Down Eff.	1/11	4/13	4/12	4/12	10/15	2/11	10/16
Percentage	9	31	33	33	67	18	63
4th Down Eff	2/2	0/3	-	1/2	-	0/1	-
Percentage	100	0	-	50	-	0	-
Total Net Yds.	186	426	145	381	334	290	267
Plays	51	77	45	59	62	49	66
Avg. per Play	3.6	5.5	3.2	6.5	5.4	5.9	4.0
Net Yds. Rushing	43	81	40	159	123	50	97
Rushing Plays	16	29	18	31	30	16	34
Avg. per Play	2.7	2.8	2.2	5.1	4.1	3.1	2.9
Net Yds. Passing	143	345	105	222	211	240	170
Sacked/Yds. Lost	3/12	1/7	2/13	-	1/1	3/15	1/7
Gross Yds. Passing	155	352	118	222	212	255	177
Att./Comp.	32/23	47/29	25/16	28/13	31/21	30/10	31/19
Interceptions	0	0	1	0	2	2	2
Avg. per Pass	4.1	7.2	3.9	7.9	6.6	7.3	5.3
Punts/Avg.	6/41.0	3/44.0	6/47.8	4/39.5	2/43.5	5/44.6	5/44.6
Blocked	0	0	0	0	0	0	0
Punt Ret/Yds.	1/4	2/11	3/45	1/10	1/61	1/11	2/15
Kickoff Ret/Yds.	4/120	5/102	3/76	4/53	6/122	7/231	3/60
Int Ret/Yds.	1/2	1/27	-	2/69	-	1/0	-
Penalties/Yds.	13/105	7/35	6/37	4/35	10/80	2/15	6/57
Fumbles/Lost	2/0	2/1	0/0	1/1	2/0	3/1	0/0
Touchdowns	2	1	0	6	3	3	2
Rushing	0	0	0	4	1	0	2
Passing	2	1	0	1	1	1	0
Special Teams	0	0	0	0	1	1	0
Defense	0	0	0	1	0	1	0
Safeties	0	0	0	0	0	0	0
1 Pt. PAT/Att.	2/2	1/1	-	6/6	3/3	2/2	2/2
2 Pt. PAT/Att.	-	-	-	-	-	0/1	-
FG Made/Att.	1/2	2/2	2/2	2/2	0/2	0/1	1/1
Time of Poss.	25:09	31:00	23:10	25:07	30:29	19:33	32:05
Take/Give Ratio	2/0	1/1	0/1	4/1	0/2	2/3	1/2
Avg. Drive Start	29	31	26	34	28	27	32

* team record

2002 OFFENSE

11/3 WASH	11/10 @ARI	11/17 DEN	11/24 KC	12/1 @SF	12/8 PHI	12/15 @ATL	12/22 StL	12/29 @SD
3	27	9	39	24	20	30	30	31
0	10	0	0	0	6	7	3	7
3	17	0	21	3	0	0	10	0
0	0	6	7	7	7	14	10	0
0	0	3	11	14	7	3	7	21
-	-	-	-	-	-	6	-	3
21	27	13	32	25	24	25	26	34*
5	11	3	8	6	9	6	7	13
13	15	8	21*	19	13	18	14	19
3	1	2	3	0	2	1	5	2
6/17	8/14	4/14	6/10	8/15	3/12	8/14	7/14	8/16
35	57	29	60	53	25	57	50	50
1/3	-	0/1	-	0/1	0/2	0/2	1/2	1/2
33	-	0	-	0	0	0	50	50
324	406	204	534	507	367	464	392	591*
73	68	57	67	74	74	70	68	90*
4.4	6.0	3.6	8.0	6.9	5.0	6.6	5.8	6.6
84	151	51	180	80	172	166	100	163
25	36	16	30	19	25	37	34	34
3.4	4.2	3.2	6.0	4.2	6.9	4.5	2.9	4.8
240	255	153	354	427	195	298	292	428*
4/24	1/5	5/27	1/8	-	4/28	2/0	2/11	3/21
264	260	180	362	427	223	298	303	449*
44/28	31/23	36/22	36/25	55/30	45/24	31/22	32/20	53/36*
0	0	2	0	2	3	0	0	2
5.0	8.0	3.7	9.6	7.8	4.0	9.0	8.6	7.6
4/35.5	3/51.0	4/42.0	2/35.0	5/41.0	4/36.3	2/40.0	2/34.5	4/38.5
0	0	0	0	0	0	0	0	0
3/13	0/0	1/0	0/0	2/17	2/27	4/32	1/0	1/0
3/63	2/52	6/112	5/73	5/76	6/137	5/93	3/43	7/120
1/9	2/3	1/0	1/0	2/16	1/4	2/67	3/48	1/0
5/52	4/34	6/56	5/52	6/55	8/56	7/45	4/20	7/58
2/2	0/0	2/1	0/0	2/1	0/0	4/3	2/1	1/1
0	3	0	5	3	2	4	3	4
0	2	0	2	0	0	2	2	2
0	1	0	3	3	2	1	1	2
0	0	0	0	0	0	0	0	0
0	0	0	0	0	0	1	0	0
0	0	0	0	0	0	0	0	0
-	3/3	-	4/4	3/3	2/2	3/3	3/3	4/4
-	-	-	1/1	-	-	-	-	-
1/1	2/2	3/3	1/2	1/1	2/2	1/1	3/3	1/2
34:58	32:44	28:31	29:52	27:35	29:23	31:49	31:21	39:50
1/2	5/0	1/3	1/0	2/3	1/3	3/3	5/1	1/3
26	24	27	23	28	30	31	34	27

* team record

2002 DEFENSE

	9/8 @OAK	9/15 ARI	9/22 @NYG	9/29 MINN	10/14 SF	10/20 @STL	10/27 @DAL
Points	31	24	9	23	28	37	14
1st Quarter	7	3	0	7	10	7	0
2nd Quarter	21	0	0	3	3	6	0
3rd Quarter	3	7	3	7	7	10	7
4th Quarter	0	14	6	6	8	14	7
Overtime	-	-	-	-	-	-	-
First Downs	27	19	21	28	24	28	17
Rushing	13	10	5	13	10	16	9
Passing	12	8	16	15	10	12	5
Penalty	2	1	0	0	4	0	3
3rd Down Eff.	7/12	6/13	8/18	10/18	7/12	8/16	3/9
Percentage	58	46	44	56	58	50	33
4th Down Eff.	1/1	-	0/1	1/4	-	-	0/1
Percentage	100	-	0	25	-	-	0
Total Net Yds.	423	347	351	443	351	478	237
Plays	70	59	76	89	62	83	54
Avg. per Play	6.0	5.9	4.6	5.0	5.7	5.8	4.4
Net Yds. Rushing	221	249	94	192	161	218	105
Rushing Plays	40	35	35	33	31	42	28
Avg. per Play	5.5	7.1	2.7	5.8	5.2	5.2	3.8
Net Yds. Passing	202	98	257	251	190	260	132
Sacks/Yds. Lost	2/12	2/9	3/25	3/22	2/12	1/5	2/13
Gross Yds. Passing	214	107	282	273	202	265	145
Att./Comp.	28/19	22/10	38/23	53/29	29/16	40/22	24/12
Interceptions	1	1	0	2	0	1	0
Avg. per Pass	6.7	4.1	6.3	4.5	6.1	6.3	5.1
Punts/Avg.	2/50.5	6/41.7	5/41.8	2/52.5	3/38.0	4/38.0	5/38.2
Blocked	0	0	0	0	0	0	0
Punt Ret./Yds.	1/22	2/-2	3/1	2/19	0/0	0/0	0/0
Kickoff Ret./Yds.	4/71	4/161	3/33	9/166	4/68	3/36	4/90
Int. Ret./Yds.	-	-	1/1	-	2/8	2/0	2/22
Penalties/Yds.	5/45	7/42	3/24	8/58	8/51	6/35	5/55
Fumbles/Lost	1/1	2/0	1/0	4/2	0/0	1/1	2/1
Touchdowns	4	3	0	3	3	4	2
Rushing	2	1	0	3	1	3	1
Passing	2	1	0	0	2	1	1
Special Teams	0	1	0	0	0	0	0
Defense	0	0	0	0	0	0	0
Safeties	0	0	0	0	0	0	0
1 Pt PAT/Att.	4/4	3/3	-	2/2	3/3	4/4	2/2
2 Pt PAT/Att.	-	-	-	0/1	1/1	-	-
FG Made/Att.	1/1	1/1	3/3	1/2	2/2	3/3	-
Time of Poss.	34:51	29:00	36:50	34:53	29:31	40:27	27:55
Take/Give Ratio	0/2	1/1	1/0	1/4	2/0	3/2	2/1
Avg. Drive Start	24	26	25	37	28	34	29

2002 DEFENSE

11/3 WASH	11/10 @ARI	11/17 DEN	11/24 KC	12/1 @SF	12/8 PHI	12/15 @ATL	12/22 StL	12/29 @SD
14	6	31	32	31	27	24	10	28
7	3	0	10	0	7	14	0	0
7	3	3	7	17	13	3	3	10
0	0	7	0	7	7	0	7	10
0	0	21	15	7	0	7	0	8
-	-	-	-	-	-	0	-	0
16	19	22	32	21	20	21	17	24
9	6	7	15	8	6	7	2	4
6	11	11	16	12	13	12	15	17
1	2	4	1	1	1	2	0	3
6/13	5/10	4/14	1/5	9/16	6/14	6/15	8/15	6/15
46	50	29	20	56	43	40	53	40
-	-	2/2	-	1/1	-	1/1	0/1	0/1
-	-	100	-	100	-	100	0	0
259	337	401	552	299	316	373	271	414
57	58	64	62	68	67	75	66	73
4.5	5.8	6.3	8.9	4.4	4.7	5.0	4.1	5.7
146	111	202	217	142	126	150	17	88
29	29	34	26	38	31	35	15	20
5.0	3.8	5.9	8.3	3.7	4.1	4.3	1.1	4.4
113	226	199	335	157	190	223	254	326
1/1	-	1/10	2/8	1/7	-	2/17	2/16	3/26
114	226	209	343	164	190	240	270	352
27/10	29/17	29/19	34/26	29/16	36/21	38/21	49/32	50/28
1	2	1	1	2	1	2	3	1
4.0	7.8	6.6	9.3	5.2	5.3	5.6	5.0	6.2
6/36.8	4/46.5	3/35.7	3/27.0	5/39.4	6/35.2	5/47.0	2/32.5	6/34.3
0	0	0	0	0	0	0	0	0
1/15	2/22	1/0	0/0	2/92	1/16	0/0	1/9	1/8
2/45	6/113	3/72	7/104	3/65	4/122	6/170	7/168	5/107
1/0	-	2/30	0/0	2/20	3/29	-	-	2/9
6/68	3/20	11/104	4/70	2/10	3/15	11/95	12/102	5/22
0/0	3/3	1/0	0/0	1/0	3/0	1/1	2/2	0/0
2	0	4	4	4	3	3	1	3
0	0	1	2	3	1	0	0	0
2	0	2	2	0	2	2	1	3
0	0	0	0	1	0	1	0	0
0	0	1	0	0	0	0	0	0
0	0	0	0	0	0	0	0	0
2/2	-	4/4	3/3	4/4	3/3	3/3	1/1	2/2
-	-	-	1/1	-	-	-	-	1/1
-	2/2	1/1	1/1	1/1	2/3	1/2	1/1	2/2
25:02	27:16	31:29	30:08	32:25	30:37	38:47	28:39	30:08
2/1	0/5	3/1	0/1	3/2	3/1	3/3	1/5	3/1
27	29	33	28	36	42	26	35	31

2002

3RD DOWN EFFICIENCY

DATE	TEAM	YARDS TO GO											TOTAL	PCT.
		1	2	3	4	5	6	7	8	9	10+			
9/8	Seahawks at Oakland	1-1	0-0	0-1	0-0	0-1	0-1	0-0	0-1	0-1	0-0	0-5	1-11	9
		2-2	1-2	0-1	0-0	2-2	0-0	1-2	1-1	0-0	0-2	7-12	58	
9/15	Seahawks Arizona	1-2	0-1	0-0	0-0	0-1	0-1	1-1	0-0	0-3	2-4	4-13	31	
		1-2	2-2	0-0	0-1	1-2	0-1	0-1	0-1	1-1	1-2	6-13	46	
9/22	Seahawks at NY Giants	1-3	0-1	0-0	0-0	0-0	0-0	0-0	0-2	0-0	3-6	4-12	33	
		0-2	1-1	0-0	1-3	0-0	1-1	1-1	1-2	0-1	3-7	8-18	44	
9/29	Seahawks Minnesota	1-1	0-0	1-1	0-0	1-2	0-1	1-2	0-1	0-1	0-3	4-12	33	
		4-6	0-0	0-1	1-2	1-2	0-0	1-2	0-0	0-0	3-5	10-18	56	
10/14	Seahawks San Francisco	3-3	1-1	0-0	0-0	1-2	1-1	0-0	1-2	2-3	1-3	10-15	67	
		0-0	2-2	0-0	1-1	0-0	1-3	0-0	1-1	0-0	2-5	7-12	58	
10/20	Seahawks at St. Louis	0-1	0-0	0-0	0-1	0-1	0-1	1-2	0-0	0-0	1-5	2-11	18	
		3-3	1-1	0-0	1-1	0-0	1-1	0-0	0-1	0-0	2-9	8-16	50	
10/27	Seahawks at Dallas	1-1	2-3	1-1	0-0	2-3	0-0	1-1	1-2	1-3	1-2	10-16	63	
		0-0	1-1	1-1	0-0	0-2	0-1	0-0	0-0	1-1	0-3	3-9	33	
11/3	Seahawks Washington	1-1	1-1	0-0	0-2	1-2	0-2	1-2	0-1	1-3	1-3	6-17	35	
		3-3	0-0	0-1	0-0	0-2	0-1	0-0	1-1	1-2	1-3	6-13	46	
11/10	Seahawks at Arizona	2-3	0-0	0-0	1-1	2-3	2-3	0-0	0-0	0-0	1-4	8-14	57	
		1-2	2-2	0-0	1-2	0-0	1-2	0-0	0-0	0-1	0-1	5-10	50	
11/17	Seahawks Denver	0-0	0-1	0-0	0-0	1-1	1-2	0-2	1-2	1-2	0-4	4-14	29	
		0-1	0-0	0-1	1-2	0-0	1-1	0-0	1-2	0-0	1-7	4-14	29	
11/24	Seahawks Kansas City	2-2	1-1	1-1	0-1	0-0	0-1	1-1	0-0	0-1	1-2	6-10	60	
		0-0	0-1	0-0	0-0	0-1	0-0	0-1	1-1	0-0	0-1	1-5	20	
12/1	Seahawks at San Francisco	1-1	0-0	2-2	0-0	0-0	2-3	0-0	1-2	0-0	2-7	8-15	53	
		5-6	1-1	0-0	0-0	0-1	1-1	0-3	1-3	0-0	1-1	9-16	56	
12/8	Seahawks Philadelphia	0-0	1-2	0-0	1-2	0-0	0-1	0-0	0-1	0-1	1-5	3-12	25	
		1-1	1-2	0-1	2-3	0-1	0-1	2-2	0-2	0-1	0-0	6-14	43	
12/15	Seahawks at Atlanta	0-3	0-0	0-0	2-3	0-0	3-4	1-1	1-2	1-1	0-0	8-14	57	
		1-1	1-1	0-1	0-0	1-1	1-4	1-2	0-0	0-0	1-5	6-15	40	
12/22	Seahawks St. Louis	3-3	1-1	1-2	0-3	0-1	1-1	1-1	0-0	0-1	0-1	7-14	50	
		3-4	1-1	1-1	0-0	2-2	1-1	0-0	0-0	0-0	0-6	8-15	53	
12/29	Seahawks at San Diego	3-3	1-2	0-0	0-1	1-1	0-0	1-2	0-0	0-0	2-7	8-16	50	
		0-0	1-2	1-1	1-2	0-1	0-1	0-1	1-2	0-0	2-5	6-15	40	
Totals	Seahawks	20-28	8-14	6-8	4-14	9-18	10-22	9-14	5-16	6-20	16-61	93-216	43.1	
	Opponents	24-33	15-19	3-9	9-17	7-17	8-19	6-15	8-17	3-7	17-62	100-215	46.5	

2002

DRIVE CHART

-----DRIVE ENDED BY-----

DATE	TEAM	DRIVES	3/OUT	TD	FG	FGA	PNT	DWN	TO	SAF	CLK	PIS	PIS/DRV	EFF.
9/8	Seahawks	10	5	2	1	2	6	0	0	0	0	17	1.70	30.0
	at Oakland	11	1	4	1	1	2	0	2	0	2	31	2.82	45.4
9/15	Seahawks	12	1	1	2	2	3	3	1	0	2	13	1.08	25.0
	Arizona	10	2	2	1	1	6	0	1	0	0	17	1.70	30.0
9/22	Seahawks	10	3	0	2	2	5	0	1	0	1	6	0.60	20.0
	at NY Giants	10	1	0	3	3	5	1	0	0	1	9	0.90	30.0
9/29	Seahawks	13	3	5	2	2	4	0	1	0	1	41	3.15	53.8
	Minnesota	14	2	3	1	2	2	3	4	0	0	23	1.64	28.5
10/14	Seahawks	8	1	2	0	2	3	0	2	0	0	14	1.75	25.0
	San Francisco	9	3	3	2	2	3	0	0	0	1	28	3.11	55.6
10/20	Seahawks	12	1	1	0	1	5	1	3	0	1	7	0.58	8.3
	at St. Louis	14	2	4	3	3	4	0	2	0	1	37	2.64	50.0
10/27	Seahawks	10	2	2	1	1	5	0	2	0	0	17	1.70	30.0
	at Dallas	11	2	2	0	0	5	1	1	0	2	14	1.27	18.1
11/3	Seahawks	10	1	0	1	1	4	2	2	0	1	3	0.30	10.0
	Washington	10	1	2	0	0	6	0	1	0	1	14	1.40	20.0
11/10	Seahawks	9	2	3	2	2	3	0	0	0	1	27	3.00	55.6
	at Arizona	9	1	0	2	2	2	0	5	0	0	6	0.67	22.2
11/17	Seahawks	11	2	0	3	3	4	0	3	0	1	9	0.82	27.3
	Denver	10	1	3	1	2	3	0	1	0	1	24	2.40	40.0
11/24	Seahawks	10	1	5	1	2	2	0	0	0	1	39	3.90	60.0
	Kansas City	10	0	4	1	1	3	0	1	0	1	32	3.10	50.0
12/1	Seahawks	14	3	3	1	1	5	1	3	0	1	24	1.71	28.6
	at San Fran.	12	4	3	1	1	5	0	2	0	1	24	2.00	33.3
12/8	Seahawks	14	2	2	2	2	4	2	3	0	1	20	1.43	28.6
	Philadelphia	14	4	3	2	3	6	0	1	0	1	27	1.93	35.7
12/15	Seahawks	13	0	3	1	1	2	2	3	0	2	23	1.77	30.8
	at Atlanta	12	3	2	1	2	5	0	3	0	0	17	1.32	23.1
12/22	Seahawks	11	1	3	3	3	2	1	1	0	1	30	2.73	54.5
	St. Louis	11	1	1	1	1	2	1	5	0	1	10	0.91	18.2
12/29	Seahawks	13	3	4	1	2	4	0	3	0	0	31	2.38	38.5
	at San Diego	13	4	3	2	2	6	0	1	0	1	28	2.15	38.5
Totals	Seahawks	180	31	36	23	29	61	12	28	0	14	321	1.78	32.8
	Opponents	180	32	39	22	26	65	6	30	0	14	344	1.91	33.1

2002

INSIDE THE 20

DATE	TEAM	TRIPS/SCORES	TD	ATT/FG	POINTS	INT	FUM	DNWS	TO'S	CLOCK
9/8	Seahawks	3/3	2	1/1	17	0	0	0	0	0
	at Oakland	3/5	2	1/1	17	0	1	0	0	1
9/15	Seahawks	2/4	1	1/1	10	0	1	1	0	0
	Arizona	2/2	1	1/1	10	0	0	0	0	0
9/22	Seahawks	1/1	0	1/1	3	0	0	0	0	0
	at NY Giants	2/3	0	2/2	6	0	0	1	0	0
9/29	Seahawks	5/5	3	2/2	27	0	0	0	0	0
	Minnesota	4/6	3	1/1	23	0	0	2	0	0
10/14	Seahawks	2/3	2	0/1	14	0	0	0	0	0
	San Francisco	4/4	2	2/2	20	0	0	0	0	0
10/20	Seahawks	0/1	0	0/0	0	1	0	0	0	0
	at St. Louis	5/5	4	1/1	31	0	0	0	0	0
10/27	Seahawks	3/3	2	1/1	17	0	0	0	0	0
	at Dallas	1/1	1	0/0	7	0	0	0	0	0
11/3	Seahawks	1/3	0	1/1	3	0	0	2	0	0
	Washington	2/2	2	0/0	14	0	0	0	0	0
11/10	Seahawks	5/6	3	2/2	27	0	0	0	0	1
	at Arizona	1/4	0	1/1	3	0	3	0	0	0
11/17	Seahawks	1/1	0	1/1	3	0	0	0	0	0
	Denver	3/4	3	0/0	21	1	0	0	0	0
11/24	Seahawks	5/5	4	1/1	31	0	0	0	0	0
	Kansas City	4/5	3	1/1	24	1	0	0	0	0
12/1	Seahawks	3/4	2	1/1	17	0	0	1	0	0
	at San Francisco	4/4	3	1/1	24	0	0	0	0	0
12/8	Seahawks	3/4	2	1/1	17	0	0	1	0	0
	Philadelphia	2/2	1	1/1	10	0	0	0	0	0
12/15	Seahawks	2/3	2	0/0	14	0	1	0	0	0
	at Atlanta	2/3	1	1/2	10	0	0	0	0	0
12/22	Seahawks	5/6	2	3/3	23	0	0	1	0	0
	St. Louis	1/2	1	0/0	7	0	0	1	0	0
12/29	Seahawks	5/5	4	1/1	31	0	0	0	0	0
	at San Diego	3/3	1	2/2	15	0	0	0	0	0
Totals	Seahawks	46/57	29	17/18	254	1	2	6	0	1
	Opponents	43/55	28	15/16	242	2	4	4	0	1

2002 SUPERLATIVES

Overall	7-9	When Leading at Halftime	5-4
Home	3-5	When Trailing at Halftime	2-5
Road	4-4	When Tied at Halftime	0-0
By Month		When Leading After 3 Quarters	5-2
September	1-3	When Trailing After 3 Quarters	1-6
October	1-2	When Tied After 3 Quarters	1-1
November	2-2	When Scoring...	
December	3-2	First	6-4
		19 or fewer points	1-5
		20 or more points	6-4
Turf		When Outrushing Opponents	4-1
FieldTurf	3-5	When + in time of possession	4-3
Natural Grass	2-3	When - in time of possession	3-6
Artificial	2-1	When = in time of possession	0-0
vs. AFC	2-2	When + in takeaway/giveaway	4-1
North	0-0	When - in takeaway/giveaway	2-7
South	0-0	When = in takeaway/giveaway	1-1
East	0-0	With a 100-yard rusher	3-1
West	2-2	With a 100-yard receiver	3-4
vs. NFC	5-7	With a 300-yard passer	3-2
North	1-0	Versus an opponent 100-yard rusher	3-7
South	1-0	Versus an opponent 100-yard receiver	2-2
East	1-3	Versus an opponent 300-yard passer	2-0
West	2-4		

2002 WEEKLY RANKINGS

NFL

NFC

WEEK	OFFENSE			DEFENSE			WEEK	OFFENSE			DEFENSE		
	TOTAL	RUSH	PASS	TOTAL	RUSH	PASS		TOTAL	RUSH	PASS	TOTAL	RUSH	PASS
1	32	29t	29	29	31	13	1	16	14t	14	14	16	6
2	20t	29t	11	25	32	4	2	10t	14t	4	13	16	2
3	27	31	19	26	32	12	3	15	16	10	13	16	5
4	26	23	20	28	32	15	4	14	12	10	14	16	9
5 (bye)	27	26	21	28	31	11	5 (bye)	15	13	10	14	16	7
6	27	26	20	28	31	8	6	15	13	10	14	16	6
7	28	30	19	30	32	15	7	15	16	9	16	16	9
8	25	29	19	30	32	12	8	13	15	9	16	16	8
9	26	30	18t	28	32	7	9	12	15	8t	14	16	5
10	22	27	16	26t	32	7	10	12	14	8	12t	16	4
11	25	30	19	27	32	8	11	11	15	9	12	16	5
12	19	26	15t	31	32	13	12	9	13	7t	16	16	8
13	17	27	9	29	32	13	13	9	13	4	14	16	7
14	15	21	10	28	32	12	14	8	12	4	14	16	8
15	13	19	7	30	32	13	15	7	11	2	15	16	8
16	13	20	7	27	32	15	16	7	11	3	13	16	8
17	7	20	3	28	32	18	17	3	11	2	14	16	9

2002 MISCELLANEOUS

QB	DRIVES STARTED	DRIVE ENGINEERING										POINTS YIELDED	POINTS DRIVE	DRIVE EFF.
		TD	FG	FGA	PNT	DWN	TO	SAF	GM	HLF	DRIVES ENDED BY			
Hasselbeck	122	27	17	20	37	9	19	0	6	3		240	1.97	36.1
Dilfer	58	9	6	9	24	3	9	0	2	3		81	1.40	25.9
Seattle	180	36	23	29	61	12	28	0	8	6		321	1.78	32.8
Opponents	180	39	22	26	65	6	30	0	6	8		344	1.91	33.1

TEAM	YARDS GAINED BY DOWN										SEASON				
	1ST DOWN			2ND DOWN			3RD DOWN			4TH DOWN		ATT.	YDS. AVG.		
Seattle	475	2833	6.0	338	1782	5.3	216	1182	5.5	21	21	1.0	1050	5818	5.5
Opponents	488	2603	5.3	367	1964	5.4	215	1262	5.9	13	23	1.8	1083	5852	5.4

TEAM	FIRST DOWN TENDENCIES												
	RUSHING			PASSING			OVERALL			TIMES GAINED			
Seattle	215	860	4.0	260	1973	7.6	475	2833	6.0	98	77	119	41
Opponents	266	1313	4.9	222	1290	5.8	488	2603	5.3	83	82	96	44

TEAM	GOAL-TO-GO									
	ATT.	TD	FG	FGA	INT.	FUMBLE	DOWN	GAME	PTS.	
Seattle	32	21	8	8	1	0	2	0	171	
Opponents	24	17	2	2	1	3	2	0	120	

	TAKEAWAYS/GIVEAWAYS											
	NO.	RESULTING IN...	TD	FG	FGA	SAFETY	INT.	FUMBLE	PUNT	DOWN	GAME	PTS.
Takeaways	30		10	3	3	0	0	2	6	2	3	78
Giveaways	28		9	2	2	0	5	1	7	1	2	77

TIMES LEADING THE TEAM IN...

- Receptions:** **Robinson, 8** (vs. Minn, 9/29) (at StL, 10/20) (vs. Wash, 11/3) (at Ari, 11/10) (vs. KC, 11/24) (at Atl, 12/15) (vs. StL, 12/22) (at SD, 12/29); **Alexander, 5** (at Oak, 9/8) (at Dal, 10/27) (vs. Wash, 11/3) (vs. Den, 11/17) (at SF, 12/1); **Jackson, 3** (vs. Ari, 9/15) (at NYG, 9/22) (vs. StL, 12/22); **Engram, 2** (vs. SF, 10/14) (vs. Phi, 12/8); **Stevens, 1** (vs. StL, 12/22).
- Receiving Yds.:** **Robinson, 7** (at Oak, 9/8) (at StL, 10/20) (vs. Wash, 11/3) (at Ari, 11/10) (vs. KC, 11/24) (at Atl, 12/15) (vs. StL, 12/22); **Engram, 3** (vs. SF, 10/14) (at Dal, 10/27) (vs. Phi, 12/8); **Jackson, 3** (vs. Ari, 9/15) (at NYG, 9/22) (at SF, 12/1); **Mili, 2** (vs. Den, 11/17) (at SD, 12/29); **Alexander, 1** (vs. Minn, 9/29).
- Rushing Yds.:** **Alexander, 15; Morris, 1** (at Ari, 11/10).
- Tackles:** **Tongue, 4** (at StL, 10/20) (at Dal, 10/27) (vs. KC, 11/24) (at SD, 12/29); **Bell, 3** (vs. Ari, 9/15) (vs. Minn, 9/29) (at Ari, 11/10); **Kacyvenski, 3** (at Oak, 9/8) (at NYG, 9/22) (vs. SF, 10/14); **Simmons, 3** (vs. KC, 11/24) (at Atl, 12/15) (vs. StL, 12/22); **Eaton, 2** (vs. Wash, 11/3) (at SF, 12/1); **Robertson, 2** (at StL, 10/20) (vs. Phi, 12/8); **Fuller, 1** (vs. Wash, 11/3); **Huff, 1** (vs. Den, 11/17); **Lucas, 1** (at SD, 12/29).
- Sacks:** **Brown, 5** (vs. Ari, 9/15) (at NYG, 9/22) (vs. SF, 10/14) (at StL, 10/20) (vs. Wash, 11/3); **Randle, 4** (at Dal, 10/27) (vs. KC, 11/17) (at Atl, 12/15) (at SD, 12/29); **Bernard, 3** (vs. Ari, 9/15) (at NYG, 9/22) (vs. Minn, 9/29); **Cochran, 3** (at NYG, 9/22) (vs. Den, 11/17) (vs. StL, 12/22); **Bell, 1** (at Oak, 9/8); **Eaton, 1** (vs. SF, 10/14); **King, 1** (vs. KC, 11/24); **Mitchell, 1** (at Oak, 9/8); **Simmons, 1** (at SF, 12/1); **Terry, 1** (vs. StL, 12/22).

2002 HONORS

SHAUN ALEXANDER, RB

NFC Offensive Player of the Week 4 (vs. Minnesota)

BOBBY ENGRAM, WR

Monday Night Football Horse Trailer Player of the Game (vs. San Francisco)

WALTER JONES, T

NFC Pro Bowl Team (starter, but did not play due to injury)

All-Pro Team

Pro Football Weekly

All-NFC Team

Pro Football Weekly


KEN LUCAS, CB

NFC Defensive Player of the Week 15 (at Atlanta)

MACK STRONG, FB

Steve Largent Award (second consecutive honor)

(awarded to the player who exemplifies the spirit, dedication and integrity of the Seahawks)



CB Ken Lucas led the team with 12 passes defended in 2002.

2002 STANDINGS

NFC

	W	L	T	Pct.	Pts.	Opp.
North Division						
y-Green Bay	12	4	0	.750	398	328
Minnesota	6	10	0	.375	390	442
Chicago	4	12	0	.250	281	379
Detroit	3	13	0	.188	306	451
South Division	W	L	T	Pct.	Pts.	Opp.
yz-Tampa Bay	12	4	0	.750	346	196
x-Atlanta	9	6	1	.594	402	314
New Orleans	9	7	0	.563	432	388
Carolina	7	9	0	.438	258	302
East Division	W	L	T	Pct.	Pts.	Opp.
*yz-Philadelphia	12	4	0	.750	415	241
x-N.Y. Giants	10	6	0	.625	320	279
Washington	7	9	0	.438	307	365
Dallas	5	11	0	.313	217	329
West Division	W	L	T	Pct.	Pts.	Opp.
y-San Francisco	10	6	0	.625	367	351
St. Louis	7	9	0	.438	316	369
Seattle	7	9	0	.438	355	369
Arizona	5	11	0	.313	262	417

AFC

	W	L	T	Pct.	Pts.	Opp.
North Division						
y-Pittsburgh	10	5	1	.656	390	345
x-Cleveland	9	7	0	.562	344	320
Baltimore	7	9	0	.438	316	354
Cincinnati	2	14	0	.125	279	456
South Division	W	L	T	Pct.	Pts.	Opp.
yz-Tennessee	11	5	0	.688	367	324
x-Indianapolis	10	6	0	.625	349	313
Jacksonville	6	10	0	.375	328	315
Houston	4	12	0	.250	213	356
East Division	W	L	T	Pct.	Pts.	Opp.
y-N.Y. Jets	9	7	0	.562	359	336
New England	9	7	0	.562	381	346
Miami	9	7	0	.562	378	301
Buffalo	8	8	0	.500	379	397
West Division	W	L	T	Pct.	Pts.	Opp.
*yz-Oakland	11	5	0	.688	450	304
Denver	9	7	0	.562	392	344
San Diego	8	8	0	.500	333	367
Kansas City	8	8	0	.500	467	399

AFC Wild Card

NY JETS 41, Indianapolis 0
PITTSBURGH 36, Cleveland 33

AFC Divisional

TENNESSEE 34, Pittsburgh 31
OAKLAND 30, NY Jets 10

AFC Championship

OAKLAND 41, Tennessee 24

NFC Wild Card

SAN FRANCISCO 39, NY Giants 38
Atlanta 27, GREEN BAY 7

NFC Divisional


PHILADELPHIA 20, Atlanta 6
TAMPA BAY 31, San Francisco 6

NFC Championship

Tampa Bay 27, PHILADELPHIA 10

Super Bowl XXXVI

Tampa Bay 48, Oakland 21



**A
L
L
T
I
M
E

R
E
V
I
E
W**

1976 REVIEW (2-12)

DATE	W/L	SCORE	OPP	ATT	SCORING	TD	RU	PA	Rt	PAT	FG	S	Pts	
09/12	L	24-30	St. Louis	58,441	Leypoldt	0	0	0	0	19-22	8-12	0	43	
09/19	L	7-31	at Washington	53,174	Smith	5	4	1	0	0	0	0	30	
09/26	L	21-37	San Francisco	59,108	Largent	4	0	4	0	0	0	0	24	
10/03	L	13-28	Dallas	62,027	McCullum	4	0	4	0	0	0	0	24	
10/10	L	20-28	Green Bay (Mil)	54,983	McKinnis	4	0	0	0	0	0	0	24	
10/17	W	13-10	at Tampa Bay	43,812	Zorn	4	0	0	0	0	0	0	24	
10/24	L	14-41	Detroit	61,280	SEA	29	14	13	2	26-29	9-16	1	229	
10/31	L	6-41	at L.A. Rams	52,035	OPP	53	20	27	6	51-53	20-30	0	429	
11/07	W	31-13	Atlanta	57,985										
11/14	L	21-27	at Minnesota	45,087	RUSHING					ATT	YDS	AVG	LG	TD
11/21	L	27-51	New Orleans	61,865	Smith	119	537	4.5	53	4				
11/28	L	16-28	at N.Y. Giants	65,111	Zorn	52	246	4.7	19	4				
12/05	L	7-34	Chicago	60,510	Testerman	67	246	3.8	16	1				
12/12	L	10-27	at Philadelphia	37,949	Nelson	52	173	3.3	25	1				
					McKinnis	46	105	2.2	14	4				

TEAM STATISTICS	SEA	OPP
TOTAL FIRST DOWNS	237	323
Rushing	75	166
Passing	140	136
Penalty	22	21
3rd Down: Made/Att	59/221	96/219
3rd Down Pct.	26.7	43.8
4th Down: Made/Att	15/20	6/16
4th Down Pct.	75.0	37.8
TOTAL NET YARDS	4062	5405
Avg. Per Game	290.1	386.0
Total Plays	882	1008
Avg. Per Play	4.6	5.3
NET YARDS RUSHING	1413	2881
Avg. Per Game	100.9	206.0
Total Rushes	374	614
NET YARDS PASSING	2649	2524
Avg. Per Game	189.2	180.0
Sacked/Yards Lost	28/225	27/246
Gross Yards	2874	2770
Att./Completions	480/229	367/223
Completion Pct.	47.7	60.7
Had Intercepted	30	15
PUNTS/AVERAGE	82/37.4	65/35.0
NET PUNTING AVG.	30.1	29.6
PENALTIES/YARDS	80/684	106/926
FUMBLES/LOST	30/18	23/13
TOUCHDOWNS	29	53
Rushing	14	20
Passing	13	27
Returns	2	6
TOTAL POINTS	229	429

BY QUARTERS	1	2	3	4	OT	TOT
SEA	39	73	61	56	0	229
OPP	91	116	127	95	0	429

RUSHING	ATT	YDS	AVG	LG	TD
Smith	119	537	4.5	53	4
Zorn	52	246	4.7	19	4
Testerman	67	246	3.8	16	1
Nelson	52	173	3.3	25	1
McKinnis	46	105	2.2	14	4
SEA	374	1413	3.7	53	14
OPP	614	2881	4.6	47	20

RECEIVING	No	YDS	AVG	LG	TD
Largent	54	705	13.0	45	4
Howard	37	422	11.4	30	0
Smith	36	384	10.6	34	1
McCullum	32	506	15.8	72	4
Testerman	25	232	9.2	25	1
SEA	229	2874	12.5	80	13
OPP	223	2770	12.4	66	27

INTERCEPTIONS	No	YDS	AVG	LG	TD
Brown	4	70	17.5	33	0
Woolsey	4	19	4.7	13	0
Matthews	3	60	20.0	40	1
SEA	15	218	14.5	40	1
OPP	30	388	12.9	70	4

PUNT RETURNS	No	FC	YDS	AVG	LG	TD
Blackwood	19	2	132	6.9	26	0
Brown	13	4	74	5.6	19	0
SEA	39	6	246	6.3	26	0
OPP	56	3	534	9.5	50	1

KICKOFF RETURNS	No	YDS	AVG	LG	TD
Ross	30	655	21.8	45	0
Bolton	15	280	18.6	30	0
SEA	79	1605	20.3	45	0
OPP	46	1041	22.6	41	0

PUNTING	No	YDS	AVG	NET	TB	I20	LG	B
Engles	80	3067	38.3	29.9	3	13	55	2
SEA	82	3067	37.4	30.1	3	13	55	2
OPP	65	2275	35.0	29.6	5	10	54	2

PASSING	ATT	CMP	YDS	CMP%	YDS/ATT	TDTD%	INT	INT%	LG	SACKED	RATING	
Zorn	439	208	2571	47.3	5.85	12	2.7	27	6.1	80	25/196	49.4
Munson	37	20	295	54.0	7.97	1	2.7	3	8.1	44	3/29	----
SEA	480	229	2874	47.7	5.98	13	3.7	30	6.2	80	26/225	49.9
OPP	367	223	2770	60.7	7.54	27	7.3	15	4.0	66	27/246	91.7

FIELD GOALS	1-19	20-29	30-39	40-49	50+
Bitterlich	0-0	1-1	0-2	0-1	0-0
Leyboldt	0-0	2-2	1-2	5-7	0-1
SEA	0-0	3-3	1-4	5-8	0-1
OPP	1-1	7-7	7-11	5-9	0-2

Bitterlich: (27) (—) (36W,40W,33W)
 Leyboldt: () () () (—) (48,44,45B) (25,39,51S)
 (—) (43,41) (—) (36W) (—) (45,46R) (—) (24)
 OPP: (28,46W,22,26) (37) (45,45,31) (50B,39W)
 (—) (38,36W,35B) (25,44) (20)
 (44W,18,40B,21) (32W,43,39) (46,36,21)(—)
 (45S,51S) (33,37)

DEFENSIVE STATISTICS

PLAYER	T	S	A	SAC	PD	FF	FR
Brown	111	85	26	0.0	17	2	0
Curtis	107	66	41	1.0	1	0	1
Bradley	101	75	26	0.0	4	1	1
Matthews	92	75	17	0.0	13	0	0
Niehaus	90	58	32	8.5	0	0	1

RECORD (FINISH): 2-12 (5th, NFC West)
 HEAD COACH: Jack Patera (2-12, .143)
 ASSISTANTS: Sam Boghosian (Off. Coord./OL),
 Bob Hollway (Def. Coord./DBs), Earl Leggett
 (DL), Andy MacDonald (RBs), Larry Peccatiello
 (LBs), Jerry Rhome (QBs/ WRs/TEs)
 CAPTAINS: T Norm Evans (Off), LB Mike Curtis
 (Def), LB Ed Bradley (Sp. Teams)
 MVP: QB Jim Zorn
 PRO BOWL: None
 NATIONAL HONORS: Jim Zorn, NFC Offensive
 Rookie of the Year; DT Steve Niehaus, NFC
 Defensive Rookie of the Year
 ALL-NFL: None

POS.	OFFENSE	STARTS
WR	Sam McCullum	13
LT	Nick Bebout	13
LG	Bob Penchion	13
C	Fred Hoaglin	7
	*Art Kuehn	7
RG	John Demarie	7
	Bob Newton	7
RT	Norm Evans	10
TE	Ron Howard	13
WR	*Steve Largent	13
QB	*Jim Zorn	14
RB	*Sherman Smith	9
FB	*Don Testerman	8
	DEFENSE	
LE	Dave Tipton	12
LT	*Steve Niehaus	14
RT	Richard Harris	8
RE	Bob Lurtsema	13
LLB	Ken Geddes	9
	*Sammy Green	5
MLB	Ed Bradley	14
RLB	Mike Curtis	14
LCB	Eddie McMillan	14
RCB	Rolly Woolsey	11
FS	Dave Brown	14
SS	Al Matthews	14
	SPECIAL TEAMS	
K	Don Bitterlich	3
	John Leyboldt	11
P	Rick Engles	14
	*Rookie or first-year player	

AFC

EASTERN	W	L	T	Pct.	Pts.	Opp.
Baltimore	11	3	0	.786	417	246
New England*	11	3	0	.786	376	236
Miami	6	8	0	.429	263	264
NY Jets	3	11	0	.214	169	383
Buffalo	2	12	0	.143	245	363

CENTRAL	W	L	T	Pct.	Pts.	Opp.
Pittsburgh	10	4	0	.714	342	138
Cincinnati	10	4	0	.714	335	210
Cleveland	9	5	0	.643	267	287
Houston	5	9	0	.357	222	273

WESTERN	W	L	T	Pct.	Pts.	Opp.
Oakland	13	1	0	.929	350	237
Denver	9	5	0	.643	315	206
San Diego	6	8	0	.429	248	285
Kansas City	5	9	0	.357	290	376
Tampa Bay	0	14	0	.000	125	412

NFC

EASTERN	W	L	T	Pct.	Pts.	Opp.
Dallas	11	3	0	.786	296	194
Washington	*10	4	0	.714	291	217
St. Louis	10	4	0	.714	309	267
Philadelphia	4	10	0	.286	165	286
NY Giants	3	11	0	.214	170	250

CENTRAL	W	L	T	Pct.	Pts.	Opp.
Minnesota	11	2	1	.821	305	176
Chicago	7	7	0	.500	253	216
Detroit	6	8	0	.429	262	220
Green Bay	5	9	0	.357	218	299

WESTERN	W	L	T	Pct.	Pts.	Opp.
Los Angeles	10	3	1	.750	351	190
San Francisco	8	6	0	.571	270	190
Atlanta	4	10	0	.286	172	312
New Orleans	4	10	0	.286	253	346
Seattle	2	12	0	.143	229	429

1977 REVIEW (5-9)

DATE	W/L	SCORE	OPPONENT	ATT.	SCORING	TD	RU	PA	Rt	PAT	FG	S	Pts	
09/18	L	14-29	Baltimore	58,991	Largent	10	0	10	0	0	0	0	60	
09/25	L	20-42	at Cincinnati	45,579	Leyboldt	0	0	0	0	33-37	9-18	0	60	
10/02	L	13-24	Denver	53,108	Sims	8	5	3	0	0	0	0	48	
10/09	L	0-31	at New England	45,929	Smith	6	4	2	0	0	0	0	36	
10/16	W	30-23	Tampa Bay	54,783	Testerman	5	1	4	0	0	0	0	30	
10/23	L	13-31	at Miami	29,855	SEA	37	12	23	2	33-37	9-18	0	282	
10/30	W	56-17	Buffalo	61,180	OPP	43	21	19	3	42-43	23-31	0	373	
11/06	L	7-44	at Oakland	50,929										
11/13	W	17-0	at N. Y. Jets	43,973	RUSHING					ATT	Yds	AVG	LG	TD
11/20	L	10-22	Houston	61,519	Smith	163	763	4.7	39	4				
11/27	L	28-30	San Diego	55,338	Testerman	119	459	3.8	20	1				
12/04	L	20-30	at Pittsburgh	45,429	Sims	99	369	3.7	17	5				
12/11	W	34-31	at Kansas City	22,562	Hunter	32	179	5.5	20	1				
12/18	W	20-19	Cleveland	61,583	Zorn	25	141	5.6	15	1				
					SEA	461	1964	4.2	39	12				
					OPP	596	2485	4.1	41	21				

TEAM STATISTICS	SEA	OPP
TOTAL FIRST DOWNS	251	295
Rushing	116	152
Passing	116	125
Penalty	19	18
3rd Down: Made/Att	72/187	86/206
3rd Down Pct.	38.5	42.7
4th Down: Made/Att	6/16	9/14
4th Down Pct.	37.8	64.3
TOTAL NET YARDS	4292	4818
Avg. Per Game	306.5	344.1
Total Plays	869	963
Avg. Per Play	4.9	5.0
NET YARDS RUSHING	1964	2485
Avg. Per Game	140.2	177.5
Total Rushes	461	596
NET YARDS PASSING	2328	2333
Avg. Per Game	166.2	166.6
Sacked/Yards Lost	21/131	18/131
Gross Yards	2459	2464
Att./Completions	387/175	349/196
Completion Pct.	45.2	56.1
Had Intercepted	32	25
PUNTS/AVERAGE	64/37.9	54/35.9
NET PUNTING AVG.	30.9	30.8
PENALTIES/YARDS	76/666	96/794
FUMBLES/BALL LOST	26/13	20/11
TOUCHDOWNS	37	43
Rushing	12	21
Passing	23	19
Returns	2	3
TOTAL POINTS	282	373

BY QUARTERS	1	2	3	4	OTTOT
SEA	52	106	57	67	0 282
OPP	101	105	65	102	0 373

RECEIVING	No	Yds	AVG	LG	TD
Largent	33	643	19.4	74	10
Testerman	31	219	7.0	25	4
Smith	30	419	13.9	44	2
Ferguson	19	374	19.6	45	2
Howard	17	177	10.4	24	1
Sims	12	176	14.6	82	3
Sawyer	10	105	10.5	27	0
SEA	175	2459	14.0	82	23
OPP	196	2464	12.5	67	19

INTERCEPTIONS	No	Yds	AVG	LG	TD
Beamon	6	36	6.0	16	0
McMillan	4	157	39.2	57	0
Brown	4	68	17.0	29	1
Preece	4	55	13.7	29	0
Geddes	3	9	3.0	6	0
SEA	25	356	14.2	57	1
OPP	32	594	18.5	102	3

KICKOFF RETURNS	No	Yds	AVG	LG	TD
Hunter	36	820	22.7	41	0
Ferguson	11	240	21.8	39	0
Packer	13	280	21.5	44	0
SEA	71	1502	21.2	44	0
OPP	50	1240	24.8	70	0

PUNT RETURNS	No	FC	Yds	AVG	LG	TD
Packer	20	0	131	6.5	31	0
SEA	31	4	217	7.0	31	0
OPP	41	2	372	9.0	39	0

PASSING	ATT	CMP	Yds	CMP%	Yds/ATT	TD	TD%	INT	INT%	LG	SACKED	RATING
Zorn	251	104	1683	41.4	6.60	16	6.3	19	7.5	82	12/51	54.2
Myer	130	70	729	53.8	5.60	6	4.6	12	9.2	45	9/80	47.6
SEA	387	175	2459	45.2	6.35	23	5.9	32	8.2	82	21/131	51.7
OPP	349	196	2465	56.1	7.06	19	5.4	25	7.1	67	18/131	66.6

PUNTING	NO	YDS	AVG	NET	TB	I20	LG	B
Weaver	58	2293	39.5	31.8	4	10	59	1
Engles	4	137	34.3	25.3	0	0	41	1
SEA	64	2430	37.9	30.6	4	10	59	2
OPP	54	1942	35.9	30.8	3	11	61	2

FIELD GOALS	1-19	20-29	30-39	40-49	50+
Leypoldt	1-2	2-3	2-4	3-4	1-5
SEA	1-2	2-3	2-4	3-4	1-5
OPP	0-0	9-10	10-12	4-9	0-0

Leypoldt:(19B)(52S,32,42)(52S)(—) (43,21R,37B)
 (19,41)(—)(—)(33R, 43L,50R,33 (51)(—)(20,27)
 (—)(51S)
 Opp:(45R,38,42) (—) (36) (36,26R) (40,37,20)
 (39L,41) (25) (35,39,37) (46R) (31B,46B,27,37)
 (40,26,39) (22,28,43) (49L,23,45L) (24,38)

DEFENSIVE STATISTICS

PLAYER	T	S	A	SAC	PD	FF	FR
Beeson	136	110	26	1.0	5	0	1
Beamon	128	82	36	0.0	8	1	0
Green	98	57	41	0.0	5	1	0
Preece	96	61	35	0.0	5	1	1
McMillan	80	63	17	0.0	15	0	3
Lurtsema	79	46	33	2.0	0	0	0

RECORD (FINISH): 5-9 (4th, AFC West). Set record for wins by 2nd year expansion team.

HEAD COACH: Jack Patera (7-21, .250)

ASSISTANTS: Sam Boghosian (Off. Coord./OL), Bob Hollway (Def. Coord./DBs), Earl Leggett (DL), Andy MacDonald (RBs), Larry Peccatiello (LBs), Jerry Rhome (QBs/ WRs/TEs)

CAPTAINS: T Norm Evans (Off), S Eddie McMillan (Def), S Steve Preece (Sp. Teams)

MVP: WR Steve Largent

PRO BOWL: None NATIONAL HONORS: None

ALL-NFL: None

POS.	OFFENSE	STARTS
WR	Duke Fergerson	8
	Sam McCullum	3
	Steve Raible	3
LT	Nick Bebout	12
LG	Gordon Jolley	11
	*Tom Lynch	5
C	Art Kuehn	14
RG	Ron Coder	14
RT	Norm Evans	13
TE	Ron Howard	12
WR	Steve Largent	14
QB	Jim Zorn	10
	Steve Myer	4
RB	Sherman Smith	13
FB	Don Testerman	13
DEFENSE		
LE	Richard Harris	14
LT	Ron East	14
RT	Bob Lurtsema	9
	*Dennis Boyd	5
RE	Alden Roche	9
LLB	Sammy Green	14
MLB	*Terry Beeson	13
RLB	Ken Geddes	14
LCB	Eddie McMillan	4
RCB	Dave Brown	14
SS	Autry Beamon	9
	Don Dufek	5
FS	Steve Preece	14
SPECIAL TEAMS		
K	John Leypoldt	14
P	Rick Engles	1
	Herman Weaver	13

*Rookie or first-year player

AFC

EASTERN	W	L	T	PCT.	PTS.	OPP.
Baltimore	10	4	0	.714	295	221
Miami	10	4	0	.714	313	197
New England	9	5	0	.643	278	217
NY Jets	3	11	0	.214	191	300
Buffalo	3	11	0	.214	160	313

CENTRAL	W	L	T	PCT.	PTS.	OPP.
Pittsburgh	9	5	0	.643	283	243
Houston	8	6	0	.571	299	230
Cincinnati	8	6	0	.571	238	235
Cleveland	6	8	0	.429	269	267

WESTERN	W	L	T	PCT.	PTS.	OPP.
Denver	12	2	0	.857	274	148
Oakland*	11	3	0	.786	351	230
San Diego	7	7	0	.500	222	205
Seattle	5	9	0	.357	282	373
Kansas City	2	12	0	.143	225	349

NFC

EASTERN	W	L	T	PCT.	PTS.	OPP.
Dallas	12	2	0	.857	345	212
Washington	9	5	0	.643	196	189
St. Louis	7	7	0	.500	272	287
Philadelphia	5	9	0	.357	220	207
NY Giants	5	9	0	.357	181	265

CENTRAL	W	L	T	PCT.	PTS.	OPP.
Minnesota	9	5	0	.643	231	227
Chicago*	9	5	0	.643	255	253
Detroit	6	8	0	.429	183	252
Green Bay	4	10	0	.286	134	219
Tampa Bay	2	12	0	.143	103	223

WESTERN	W	L	T	PCT.	PTS.	OPP.
Los Angeles	10	4	0	.714	302	146
Atlanta	7	7	0	.500	179	129
San Francisco	5	9	0	.357	220	260
New Orleans	3	11	0	.214	232	336

1978 REVIEW (9-7)

DATE	W/LScore	OPPONENT	ATT
09/03	L 20-24	San Diego	55,778
09/10	L 10-21	at Pittsburgh	48,277
09/17	W 24-17	at N.Y. Jets	46,911
09/24	W 28-16	Detroit	56,781
10/01	L 7-28	at Denver	74,989
10/08	W 29-28	Minnesota	62,031
10/15	L 28-45	Green Bay (at Milwaukee)	52,712
10/22	W 27-7	Oakland	62,529
10/29	L 17-20	Denver (OT)	62,948
11/05	W 31-29	at Chicago	50,697
11/12	L 14-17	Baltimore	61,905
11/19	W 13-10	at Kansas City	35,252
11/26	W 17-16	at Oakland	52,978
12/03	W 47-24	Cleveland	62,262
12/10	L 10-37	at San Diego	49,975
12/17	W 23-19	Kansas City	58,490

TEAM STATISTICS	SEA	OPP
TOTAL FIRST DOWNS	345	331
Rushing	150	153
Passing	156	160
Penalty	39	18
3rd Down: Made/Att	98/235	88/216
3rd Down Pct.	41.7	40.7
4th Down: Made/Att	20/31	8/14
4th Down Pct.	54.5	57.1
TOTAL NET YARDS	5511	5522
Avg. Per Game	344.4	345.1
Total Plays	1072	1036
Avg. Per Play	5.1	5.3
NET YARDS RUSHING	2394	2517
Avg. Per Game	149.6	157.3
Total Rushes	561	551
NET YARDS PASSING	3117	3005
Avg. Per Game	194.8	187.8
Sacked/Yards Lost	44/284	25/220
Gross Yards	3401	3225
Att./Completions	467/261	460/263
Completion Pct.	55.9	57.2
Had Intercepted	22	22
PUNTS/AVERAGE	69/36.9	66/38.0
NET PUNTING AVG.	29.9	31.0
PENALTIES/YARDS	94/789	125/997
FUMBLES/BALL LOST	36/19	34/17
TOUCHDOWNS	44	43
Rushing	28	20
Passing	15	21
Returns	1	2
TOTAL POINTS	345	358

BY QUARTERS	1	2	3	4	OT	TOT
SEA	85	115	50	95	0	345
OPP	68	114	79	94	3	358

SCORING	TDR	PA	RT	PAT	FG	S	PTS
Sims	15	14	1	0	0	0	90
Herrera	0	0	0	40-44	13-21	0	79
Largent	8	0	8	0	0	0	48
Smith	7	6	1	0	0	0	42
Zorn	6	6	0	0	0	0	36
SEA	44	28	15	140-44	13-21	1	345
OPP	43	20	21	241-43	19-27	1	358

RUSHING	ATT	Yds	AVG	LG	TD
Smith	165	805	4.9	67	6
Sims	174	752	4.3	44	14
Hunter	105	348	3.3	55	2
Zorn	59	290	4.9	23	6
SEA	561	2394	4.3	67	28
OPP	551	2517	4.6	62	20

RECEIVING	No	Yds	AVG	LG	TD
Largent	71	1168	16.5	57	8
McCullum	37	525	14.2	44	3
Sims	30	195	6.5	25	1
Smith	28	366	13.1	64	1
Raible	22	316	14.4	38	1
SEA	261	3401	13.0	64	15
OPP	263	3225	12.3	55	21

INTERCEPTIONS	No	Yds	AVG	LG	TD
Webster	5	9	1.8	4	0
Harris	4	65	16.3	28	0
Beamon	4	17	4.3	15	0
Brown	3	44	14.7	44	0
SEA	22	193	8.8	44	1
OPP	22	300	13.6	52	1

PUNTING	No	Yds	AVG	NET	TB	I20	LG	B
Weaver	66	2440	37.0	29.5	6	13	59	0
SEA	69	2543	36.9	29.9	6	15	59	0
OPP	66	2507	38.0	31.0	6	16	67	1

PUNT RETURNS	No	FC	Yds	AVG	LG	TD
Crawford	34	4	284	8.4	22	0
SEA	40	5	342	8.6	42	0
OPP	36	9	363	10.1	24	0

PASSING	ATT	CMP	Yds	CMP%	Yds/ATT	TD	TD%	INT	INT%	LG	SACKED	RATING
Zorn	443	248	3283	56.0	7.41	15	3.4	20	4.5	64	44/284	72.2
Myer	22	11	94	50.0	4.27	0	0.0	2	9.1	17	0/0	----
SEA	467	261	3401	55.9	7.28	15	3.2	22	4.7	64	44/284	70.0
OPP	460	263	3225	57.2	7.01	21	4.6	22	4.8	55	25/220	74.3

KICKOFF RETURNS	No	YDS	AVG	LG	TD
Hunter	16	385	24.1	38	0
Crawford	35	829	23.7	36	0
SEA	67	1510	22.5	38	0
OPP	66	1328	20.1	95	1

FGs	1-19	20-29	30-30	40-49	50+
Herrera	2-2	1-1	5-7	5-10	0-1
SEA	2-2	1-1	5-7	5-10	0-1
OPP	2-2	7-7	8-10	2-5	0-3

DEFENSIVE STATISTICS

PLAYER	T	S	A	SAC	PD	FF	FR
Beeson	153	107	46	0.0	4	0	0
Butler	122	83	39	2.0	13	0	2
Green	115	79	36	0.0	2	0	1
Webster	113	85	28	0.0	33	0	1
Harris	113	72	41	2.0	15	1	0

RECORD (FINISH): 9-7 (T2nd, AFC West).

HEAD COACH: Jack Patera (16-28, .364)

ASSISTANTS: Jack Christensen (DBs), Andy MacDonald (RBs), Jim Mora (DL), Howard Mudd (OL), Larry Peccatiello (Def Coach/ LBs), Jerry Rhome (Off. Coach/QBs/WRs /TEs)

CAPTAINS: T Norm Evans & WR Steve Largent (Off), DT Dennis Boyd (Def), S Autry Beamon (Sp. Teams)

MVP: QB Jim Zorn

PRO BOWL: WR Steve Largent (1)

NATIONAL HONORS: Jack Patera (Coach of the Year), GM John Thompson (Ex. of the Year)

FIRST-TEAM ALL-NFL: QB Jim Zorn (NEA)

POS.	OFFENSE	STARTS
WR	Sam McCullum	16
LT	Nick Bebout	16
LG	Tom Lynch	16
C	John Yarno	13
	Art Kuehn	3
RG	Bob Newton	16
RT	Steve August	14
	Norm Evans	2
DEFENSE		
LE	Ernie Price	11
	Bill Sandifer	5
LT	Dennis Boyd	16
RT	Bill Sandifer	8
	Steve Niehaus	6
RE	Bill Gregory	14
LLB	Sammy Green	16
MLB	Terry Beeson	16
RLB	*Keith Butler	14
LCB	Cornell Webster	14
	*Keith Simpson	2
RCB	Dave Brown	16
SS	Autry Beamon	16
FS	*John Harris	16
SPECIAL TEAMS		
K	Efren Herrera	16
P	Herman Weaver	16

*Rookie or first-year player

AFC

EASTERN	W	L	T	PCT.	PTS.	OPP.
New England	11	5	0	.688	358	286
Miami*	11	5	0	.688	372	254
NY Jets	8	8	0	.500	359	364
Buffalo	5	11	0	.313	302	354
Baltimore	5	11	0	.313	249	425

CENTRAL	W	L	T	PCT.	PTS.	OPP.
Pittsburgh	14	2	0	.875	356	195
Houston*	10	6	0	.625	283	298
Cleveland	8	8	0	.500	334	356
Cincinnati	4	12	0	.250	252	284

WESTERN	W	L	T	PCT.	PTS.	OPP.
Denver	10	6	0	.625	282	198
Seattle	9	7	0	.563	345	358
Oakland	9	7	0	.563	311	283
San Diego	9	7	0	.563	355	309
Kansas City	4	12	0	.250	243	327

NFC

EASTERN	W	L	T	PCT.	PTS.	OPP.
Dallas	12	4	0	.750	384	208
Philadelphia*	9	7	0	.563	270	250
Washington	8	8	0	.500	273	283
St. Louis	6	10	0	.375	248	296
NY Giants	6	10	0	.375	264	298

CENTRAL	W	L	T	PCT.	PTS.	OPP.
Minnesota	8	7	1	.531	294	306
Green Bay	8	7	1	.531	249	269
Detroit	7	9	0	.438	290	300
Chicago	7	9	0	.438	253	274
Tampa Bay	5	11	0	.313	241	259

WESTERN	W	L	T	PCT.	PTS.	OPP.
Los Angeles	12	4	0	.750	316	245
Atlanta*	9	7	0	.563	240	290
New Orleans	7	9	0	.438	281	198
San Francisco	2	14	0	.125	219	350

1979 REVIEW (9-7)

DATE	W/L	SCORE	OPPONENT	ATT	SCORING	TD	RU	PA	Rt	PAT	FG	S	Pts
09/02	L	16-33	San Diego	62,287	Herrera	0	0	0	0	0	19-23	0	100
09/09	L	10-19	at Miami	56,233	Smith	15	11	4	0	0	0	0	90
09/16	W	27-10	Oakland	61,602	Doomink	9	8	1	0	0	0	0	54
09/23	L	34-37	at Denver	74,879	Largent	9	0	9	0	0	0	0	54
09/30	L	6-24	Kansas City	61,169	McCullum	4	0	4	0	0	0	0	24
10/07	W	35-24	at San Francisco	44,592	SEA	46	24	20	2	43-46	19-23	1	378
10/14	L	10-20	at San Diego	50,077	OPP	46	23	21	2	42-46	18-28	0	372
10/21	W	34-14	Houston	60,705									
10/29	W	31-28	at Atlanta (Mon.)	52,566	RUSHING								
11/04	L	0-24	L.A. Rams	62,048	Smith	194	775	4.0	31	11			
11/11	W	29-24	at Cleveland	72,440	Doomink	152	500	3.3	26	8			
11/18	W	38-24	New Orleans	60,055	Zorn	46	279	6.1	41	2			
11/26	W	30-7	N.Y. Jets (Mon.)	59,977	Hunter	34	174	5.1	67	1			
12/02	L	21-37	at Kansas City	42,160	Moore	44	168	3.8	18	2			
12/08	W	28-23	Denver (Sat.)	60,038	SEA	500	1967	3.9	67	24			
12/16	W	29-24	at Oakland	53,177	OPP	533	2375	4.5	84	23			

TEAM STATISTICS	SEA	OPP
TOTAL FIRST DOWNS	315	350
Rushing	121	146
Passing	171	171
Penalty	23	33
3rd Down: Made/Att	104/243	88/224
3rd Down Pct.	42.8	39.3
4th Down: Made/Att	14/23	13/21
4th Down Pct.	60.7	61.9
TOTAL NET YARDS	5557	5834
Avg. Per Game	347.3	364.6
Total Plays	1046	1078
Avg. Per Play	5.3	5.4
NET YARDS RUSHING	1967	2375
Avg. Per Game	122.9	148.4
Total Rushes	500	533
NET YARDS PASSING	3590	3459
Avg. Per Game	224.4	216.2
Sacked/Yards Lost	23/201	37/280
Gross Yards	3791	3739
Att./Completions	523/292	508/317
Completion Pct.	55.8	62.4
Had Intercepted	18	17
PUNTS/AVERAGE	70/38.4	69/37.9
NET PUNTING AVG.	33.1	31.5
PENALTIES/YARDS	104/903	117/1045
FUMBLES/BALL LOST	31/18	39/16
TOUCHDOWNS	46	46
Rushing	24	23
Passing	20	21
Returns	2	2
TOTAL POINTS	378	372

BY QUARTERS	1	2	3	4	OT	Tot
SEA	78	114	87	99	--	378
OPP	63	116	84	109	--	372

RECEIVING	NO	YDS	AVG	LG	TD
Largent	66	1237	18.7	55	9
Doomink	54	432	8.0	41	1
Smith	48	499	10.4	35	4
McCullum	46	739	16.1	65	4
Peets	25	293	11.7	28	1
Raible	20	252	12.6	41	1
Moore	14	128	9.1	24	0
SEA	292	3791	13.0	65	20
OPP	317	3739	11.8	51	21

INTERCEPTIONS	NO	YDS	AVG	LG	TD
Brown	6	46	9.2	23	0
Simpson	4	72	18.0	41	0
Harris	2	30	15.0	25	0
SEA	17	284	16.7	91	1
OPP	18	185	10.3	34	1

PUNTING	NO	YDS	AVG	NET	TB	I20	LG	B
Weaver	66	2651	40.2	33.4	3	11	60	3
SEA	70	2687	38.4	33.1	4	11	60	3
OPP	69	2616	37.9	31.5	8	14	64	1

PUNT RETURNS	NO	FC	YDS	AVG	LG	TD
T. Green	16	3	121	7.6	30	0
Moore	10	1	90	9.0	29	0
SEA	34	6	281	8.3	30	0
OPP	42	12	289	6.9	27	0

KICKOFF RETURNS	NO	YDS	AVG	LG	TD
T. Green	20	437	21.9	31	0
Moore	31	641	20.7	39	0
SEA	70	1444	20.6	39	0
OPP	70	1238	17.7	41	0

PASSING	ATT	CMP	YDS	CMP%YDS/ATT	TD	TD%	INT	INT%	LG	SACKED	RATING
Zorn	505	285	3661	56.4 7.25	20	4.0	18	3.6	65	23/201	77.6
SEA	523	292	3791	55.8 7.25	20	3.8	18	3.4	65	23/201	76.2
OPP	508	317	3739	62.4 7.36	21	4.1	17	3.3	51	37/280	84.6

FIELD GOALS	1-19	20-29	30-39	40-49	50+
Herrera	1-1	7-8	5-6	6-7	0-1
SEA	1-1	7-8	5-6	6-7	0-1
OPP	0-0	10-11	6-8	2-8	0-1

Herrera: (34) (32,49R) (23B,46,20) (28,22,39B)
 (38,53S,20) (—) (19) (48,30) (24) (—) (34) (27)
 (49,42,45) (—) (—) (24,42)

OPP: (31,42,22,23) (36,31) (34L,50S,37) (27)
 (36) (25) (40R,38L) (—) (25R) (40B,23)
 (28,44L) (37S,40) (42L) (27,31,22) (41R,29)
 (20,43S)

DEFENSIVE STATISTICS

PLAYER	T	S	A	SAC	PD	FF	FR
Beeson	116	89	27	2.0	4	0	1
Beamon	112	75	38	0.0	14	1	2
Jackson	95	53	42	0.0	8	0	1
Hardy	87	67	22	3.5	1	1	0
Butler	88	56	32	2.0	9	0	2
Simpson	88	73	15	2.0	12	4	0

RECORD (FINISH): 9-7 (T3rd, AFC West)

HEAD COACH: Jack Patera (25-35, .417)

ASSISTANTS: Jack Christensen (DBs), Andy MacDonald (RBs), Jim Mora (DL), Howard Mudd (OL), Larry Peccatiello (Def Coach/ LBs), Jerry Rhome (Off. Coach/ QBs/WRs/TEs), Rusty Tillman (Sp. Teams)

CAPTAINS: WR Steve Largent (Off), DE Dennis Boyd (Def), S Autry Beamon (Sp. Teams)

MVP: WR Steve Largent

PRO BOWL: WR Steve Largent (2)

NATIONAL HONORS: None

ALL-NFL: WR Steve Largent (SI, NY Daily News)

POS.	OFFENSE	STARTS
WR	Sam McCullum	16
LT	Nick Bebout	13
LG	Tom Lynch	16
C	John Yarno	16
RG	Bob Newton	11
	Ron Coder	5
RT	Steve August	16
TE	Brian Peets	14
WR	Steve Largent	15
QB	Jim Zorn	16
RB	Sherman Smith	15
FB	David Sims	4
	Dan Doornink	12
	DEFENSE	
LE	Carl Eller	8
	Dennis Boyd	4
	Ernie Price	4
LT	*Robert Hardy	16
RT	*Manu Tuiaosopu	16
RE	Bill Gregory	16
LLB	Sammy Green	9
	Michael Jackson	7
MLB	Terry Beeson	16
RLB	Keith Butler	14
LCB	Cornell Webster	14
RCB	Dave Brown	16
SS	Keith Simpson	11
	Autry Beamon	4
FS	Autry Beamon	9
	John Harris	6
	SPECIAL TEAMS	
K	Efen Herrera	16
P	Herman Weaver	16

*Rookie or first-year player

AFC

EASTERN	W	L	T	PCT.	PTS.	OPP.
Miami	10	6	0	.625	341	257
New England	9	7	0	.563	411	326
NY Jets	8	8	0	.500	337	383
Buffalo	7	9	0	.438	268	279
Baltimore	5	11	0	.313	271	351

CENTRAL	W	L	T	PCT.	PTS.	OPP.
Pittsburgh	12	4	0	.750	416	262
Houston*	11	5	0	.688	362	331
Cleveland	9	7	0	.563	359	352
Cincinnati	4	12	0	.250	337	421

WESTERN	W	L	T	PCT.	PTS.	OPP.
San Diego	12	4	0	.750	411	246
Denver*	10	6	0	.625	289	262
Seattle	9	7	0	.563	378	372
Oakland	9	7	0	.563	365	337
Kansas City	7	9	0	.438	238	262

NFC

EASTERN	W	L	T	PCT.	PTS.	OPP.
Dallas	11	5	0	.688	371	313
Philadelphia*	11	5	0	.688	339	282
Washington	10	6	0	.625	348	295
NY Giants	6	10	0	.375	237	323
St. Louis	5	11	0	.313	307	358

CENTRAL	W	L	T	PCT.	PTS.	OPP.
Tampa Bay	10	6	0	.625	273	237
Chicago*	10	6	0	.625	306	249
Minnesota	7	9	0	.438	259	337
Green Bay	5	11	0	.313	246	316
Detroit	2	14	0	.125	219	365

WESTERN	W	L	T	PCT.	PTS.	OPP.
Los Angeles	9	7	0	.563	323	309
New Orleans	8	8	0	.500	370	360
Atlanta	6	10	0	.375	300	388
San Francisco	2	14	0	.125	308	416

1980 REVIEW (4-12)

DATE	W/L	SCORE	OPPONENT	ATT	BY	QUARTERS	1	2	3	4	OT	TOT
09/07	L	13-34	San Diego	62,042	SEA		25	95	50	121	---	291
09/14	W	17-16	at Kansas City	42,403	OPP		48	139	77	144	---	408
09/21	L	31-37	New England	61,035								
09/28	W	14-0	at Washington	53,263	SCORING	TD	RU	PA	RT	PAT	FG	S Pts
10/05	W	26-7	at Houston	46,860	Herrera	0	0	0	0	33-33	20-31	0 93
10/12	L	3-27	Cleveland	61,366	Jodat	6	5	1	0	0	0	0 36
10/19	W	27-17	at N.Y. Jets	52,496	Largent	6	0	6	0	0	0	0 36
10/26	L	14-33	at Oakland	50,185	McCullum	6	0	6	0	0	0	0 36
11/02	L	20-27	Philadelphia	61,047	Doornink	5	3	2	0	0	0	0 30
11/09	L	30-31	Kansas City	58,976	McCutcheon	4	3	1	0	0	0	0 24
11/17	L	17-19	Oakland (Mon.)	60,480	SEA	33	13	18	2	33-33	20-31	0 291
11/23	L	20-36	at Denver	73,274	OPP	47	17	28	2	45-47	25-33	3 408
11/27	L	7-51	at Dallas (Th.)	57,540								
12/07	L	21-27	N.Y. Giants	51,617	RUSHING	ATT	YDS	AVG	LG	TD		
12/13	L	14-21	at S. Diego (Sat.)	49,980	Jodat	155	632	4.1	26	5		
12/21	L	17-25	Denver	51,853	Doornink	100	344	3.4	22	3		
					Zorn	44	214	4.9	25	1		
					McCutcheon	40	202	5.1	32	3		
					Moore	60	202	3.4	20	0		
					SEA	456	1783	3.9	32	13		
					OPP	550	2067	3.8	46	17		
TEAM STATISTICS			SEA	OPP								
TOTAL FIRST DOWNS			302	301								
Rushing			114	129								
Passing			166	147								
Penalty			22	25								
3rd Down: Made/Att			85/230	110/235								
3rd Down Pct.			37.0	46.8								
4th Down: Made/Att			10/15	13/14								
4th Down Pct.			66.7	92.9								
TOTAL NET YARDS			4879	5177								
Avg. Per Game			304.9	323.6								
Total Plays			1024	1038								
Avg. Per Play			4.8	5.0								
NET YARDS RUSHING			1783	2067								
Avg. Per Game			111.4	129.2								
Total Rushes			456	550								
NET YARDS PASSING			3096	3110								
Avg. Per Game			193.5	194.4								
Sacked/Yards Lost			51/398	26/170								
Gross Yards			3494	3280								
Att./Completions			517/287	462/267								
Completion Pct.			55.5	57.8								
Had Intercepted			23	23								
PUNTS/AVERAGE			70/40.4	66/40.2								
NET PUNTING AVG.			31.6	34.6								
PENALTIES/YARDS			109/901	103/876								
FUMBLES/BALL LOST			38/15	33/11								
TOUCHDOWNS			33	47								
Rushing			13	17								
Passing			18	28								
Returns			2	2								
TOTAL POINTS			291	408								
					INTERCEPTIONS	NO	YDS	AVG	LG	TD		
					Brown	6	32	5.3	24	0		
					Harris	6	28	4.7	15	0		
					Simpson	3	15	5.0	10	0		
					SEA	23	95	4.1	24	0		
					OPP	23	170	7.4	25	2		
					RECEIVING	NO	YDS	AVG	LG	TD		
					Largent	66	1064	16.1	67	6		
					McCullum	62	874	14.1	58	5		
					Sawyer	36	410	11.4	32	0		
					Doornink	31	237	7.6	16	2		
					Jodat	26	190	7.3	14	1		
					Moore	25	231	9.2	34	0		
					SEA	287	3494	12.2	67	18		
					OPP	267	3280	12.3	68	28		
					PUNTING	NO	YDS	AVG	NET	TB	I20	LG B
					Weaver	67	2798	41.8	31.6	7	14	62 2
					SEA	70	2827	40.4	31.6	7	15	62 2
					OPP	66	2652	40.2	34.6	1	20	60 2
					PUNT RETURNS	NO	FC	YDS	AVG	LG	TD	
					Lewis	41	9	349	8.5	75	1	
					SEA	41	9	349	8.5	75	1	
					OPP	42	9	476	11.3	36	0	

PASSING	ATT	CMP	YDS	CMP%	YDS/ATT	TD	TD%	INT	INT%	LG	SACKED	RATING
Zorn	488	276	3346	53.3	6.86	17	3.5	20	4.1	67	44/341	72.4
Adkins	23	10	136	43.5	5.91	1	4.3	3	13.0	22	5/51	----
Krieg	2	0	0	0.0	0.00	0	0.0	0	0.0	0	1/6	----
SEA	517	287	3494	55.5	6.76	18	3.5	23	4.4	67	51/398	71.3
OPP	462	267	3280	57.8	7.10	28	6.1	23	5.0	68	26/170	79.3

KICKOFF RETURNS	NO	YDS	AVG	LG	TD
Lewis	25	585	23.4	54	0
Webster	21	406	19.3	34	0
SEA	73	1489	20.4	54	0
OPP	64	1223	19.1	46	0

FIELD GOALS	1-19	20-29	30-30	40-49	50+
Herrera	1-1	6-6	8-9	4-10	1-5
SEA	1-1	6-6	8-9	4-10	1-5
OPP	1-1	8-9	9-11	3-5	4-7

Herrera:(46,54S,28)(19)(33)(—)(32,33,50,44,40R)
 (51S,29)(48,23) (48S) (21,31,41L) (39,31,33,60S)
 (46S,37) (21,20) (—) (52R,48R) (47L) (31R,47)
 OPP: (41,29) (50,23,57) (19,30,44R,29)
 (33R,50S,52R) (—)(—) (37L) (34,38,43S, 30,25)
 (39,25) (42) (28) (24,33) (—) (43,32) (23L)
 (53,55,34,38,52S)

DEFENSIVE STATISTICS

PLAYER	T	S	A	SAC	PD	FF	FR
Jackson	136	105	31	0.0	5	1	2
Harris	119	80	39	0.0	9	0	1
Simpson	110	82	28	1.0	17	0	1
Beeson	101	65	36	1.0	1	2	1
Hardy	103	72	31	3.0	2	1	1
Tuiasosopo	94	63	31	3.5	4	0	1

RECORD (FINISH): 4-12 (5th, AFC West)

HEAD COACH: Jack Patera (29-47, .382)

ASSISTANTS: Jack Christensen (DBs), Andy MacDonald (RBs), Jim Mora (DL), Howard Mudd (OL), Larry Peccatiello (Def Coach/ LBs), Jerry Rhome (Off. Coach/ QBs/WRs/ TEs), Rusty Tillman (Sp. Teams)

CAPTAINS: WR Steve Largent (Off), SS Keith Simpson (Def)

MVP: WR Sam McCullum

PRO BOWL: None

NATIONAL HONORS: None

ALL-NFL: None

POS.	OFFENSE	STARTS
WR	Sam McCullum	16
LT	Louis Bullard	13
LG	Tom Lynch	12
	Jeff Sevy	4
C	John Yarno	16
RG	Bob Newton	16
RT	Steve August	16
TE	John Sawyer	16
WR	Steve Largent	16
QB	Jim Zorn	16
RB	Sherman Smith	2
	Dan Doornink	11
FB	Jim Jodat	13
	Dan Doornink	3
DEFENSE		
LE	*Jacob Green	13
LT	Robert Hardy	16
RT	Manu Tuiasosopo	16
RE	Bill Gregory	13
LLB	Michael Jackson	15
MLB	Terry Beeson	16
RLB	Keith Butler	16
LCB	Cornell Webster	5
	Kerry Justin	11
RCB	Dave Brown	16
SS	Keith Simpson	16
FS	John Harris	16
SPECIAL TEAMS		
K	Efren Herrera	16
P	Herman Weaver	16

*Rookie or first-year player

AFC

EASTERN	W	L	T	PCT.	PTS.	OPP.
Buffalo	11	5	0	.688	320	260
New England	10	6	0	.625	441	325
Miami	8	8	0	.500	266	305
Baltimore	7	9	0	.438	355	387
NY Jets	4	12	0	.250	302	395

CENTRAL	W	L	T	PCT.	PTS.	OPP.
Cleveland	11	5	0	.688	357	310
Houston*	11	5	0	.688	295	251
Pittsburgh	9	7	0	.563	352	313
Cincinnati	6	10	0	.375	244	312

WESTERN	W	L	T	PCT.	PTS.	OPP.
San Diego	11	5	0	.688	418	327
Oakland*	11	5	0	.688	364	306
Kansas City	8	8	0	.500	319	336
Denver	8	8	0	.500	310	323
Seattle	4	12	0	.250	291	408

NFC

EASTERN	W	L	T	PCT.	PTS.	OPP.
Philadelphia	12	4	0	.750	384	222
Dallas*	12	4	0	.750	454	311
Washington	6	10	0	.375	261	293
St. Louis	5	11	0	.313	299	350
NY Giants	4	12	0	.250	249	425

CENTRAL	W	L	T	PCT.	PTS.	OPP.
Minnesota	9	7	0	.563	317	308
Detroit	9	7	0	.453	334	272
Chicago	7	9	0	.438	304	264
Tampa Bay	5	10	1	.344	271	341
Green Bay	5	10	1	.344	231	371

WESTERN	W	L	T	PCT.	PTS.	OPP.
Atlanta	12	4	0	.750	405	272
Los Angeles*	11	5	0	.688	424	289
San Francisco	6	10	0	.375	320	415
New Orleans	1	15	0	.063	291	487

1981 REVIEW (6-10)

DATE	W/L SCORE	OPPONENT	ATT	BY QUARTERS	1	2	3	4	OT	TOT
09/06	L 21-27	at Cincinnati	41,177	SEA	71	109	85	57	---	322
09/13	W 13-10	Denver	58,513	OPP	58	140	75	115	---	388
09/20	L 10-20	at Oakland	45,725							
09/27	L 14-20	Kansas City	59,255							
10/04	L 10-24	at San Diego	51,463							
10/11	L 17-35	at Houston	42,671							
10/18	L 0-32	N.Y. Giants	56,134							
10/25	W 19-3	at N.Y. Jets	49,678							
11/01	L 24-34	at Green Bay	49,467							
11/08	W 24-21	Pittsburgh	59,058							
11/16	W 44-23	San Diego (Mon.)	58,628							
11/22	L 13-40	at Kansas City	49,002							
11/29	L 31-32	Oakland	57,147							
12/06	W 27-23	N.Y. Jets	53,105							
12/13	L 13-23	at Denver	74,527							
12/20	W 42-21	Cleveland	51,435							

SCORING	TD	RU	PA	RT	PAT	FG	S	Prs
Largent	10	1	9	0	0	0	0	60
Herrera	0	0	0	0	23-25	12-17	0	59
T. Brown	6	6	0	0	0	0	0	36
Doomink	5	1	4	0	0	0	0	30
SEA	40	14	21	5	37-40	15-24	0	322
OPP	46	20	25	1	41-46	23-29	0	388

TEAM STATISTICS	SEA	OPP
TOTAL FIRST DOWNS	295	371
Rushing	103	175
Passing	166	173
Penalty	26	23
3rd Down: Made/Att	76/204	107/220
3rd Down Pct.	37.3	48.6
4th Down: Made/Att	8/19	4/10
4th Down Pct.	42.1	40.0
Possession Avg.	26:59	33:01
TOTAL NET YARDS	5021	5940
Avg. Per Game	313.8	371.3
Total Plays	1001	1126
Avg. Per Play	5.0	5.3
NET YARDS RUSHING	1594	2806
Avg. Per Game	99.6	175.4
Total Rushes	440	588
NET YARDS PASSING	3427	3134
Avg. Per Game	214.2	195.9
Sacked/Yards Lost	37/300	36/260
Gross Yards	3727	3394
Att./Completions	524/307	502/294
Completion Pct.	58.6	58.6
Had Intercepted	15	21
PUNTS/AVERAGE	68/39.0	55/42.5
NET PUNTING AVG.	36.2	35.3
PENALTIES/YARDS	106/823	104/944
FUMBLES/BALL LOST	41/23	43/27
TOUCHDOWNS	40	46
Rushing	14	20
Passing	21	25
Returns	5	1
TOTAL POINTS	322	388

RUSHING	ATT	YDS	AVG	LG	TD
T. Brown	141	531	3.8	43	6
Smith	83	253	3.0	21	3
Doomink	65	194	3.0	11	1
Zorn	30	140	4.7	20	1
Hughes	47	135	2.9	15	0
SEA	440	1594	3.6	43	14
OPP	588	2806	4.8	73	20

RECEIVING	No	YDS	AVG	LG	TD
Largent	75	1224	16.3	57	9
McCullum	46	567	12.3	36	3
Smith	44	406	9.2	28	1
Hughes	35	263	7.5	22	2
Doomink	27	350	13.0	80	4
SEA	307	3727	12.1	80	21
OPP	294	3394	11.5	90	25

INTERCEPTIONS	No	YDS	AVG	LG	TD
Harris	10	155	15.5	42	2
Easley	3	155	51.7	82	1
SEA	21	397	18.9	82	3
OPP	15	257	17.1	46	1

PUNTING	No	YDS	AVG	NET	TB	I20	LG	B
West	66	2578	39.1	36.1	2	16	56	0
SEA	68	2665	39.0	36.2	2	16	56	0
OPP	55	2337	42.5	35.3	5	14	63	0

PUNT RETURNS	No	FC	YDS	AVG	LG	TD
Johns	16	4	177	11.1	34	0
Lewis	15	2	100	6.7	23	0
SEA	32	6	293	9.2	34	0
OPP	33	18	153	4.6	16	0

KICKOFF RETURNS	No	YDS	AVG	LG	TD
Lewis	20	378	18.9	36	0
Ivory	15	281	18.7	32	0
SEA	69	1278	18.5	36	0
OPP	67	1177	17.6	35	0

PASSING	ATT	CMP	YDS	CMP%	YDS/ATT	TD	TD%	INT	INT%	LG	SACKED	RATING
Zorn	397	236	2788	59.4	7.02	13	3.3	9	2.3	80	24/201	80.2
Krieg	112	64	843	57.1	7.53	7	6.3	5	4.5	57	11/85	-----
SEA	524	307	3727	58.6	7.11	21	4.0	15	2.9	80	37/300	82.0
OPP	502	294	3394	58.6	6.76	25	5.0	21	4.2	90	36/260	78.2

FIELD GOALS	1-19	20-29	30-39	40-49	50+
Herrera	0-0	6-6	3-4	2-5	1-2
Alvarez	0-0	3-3	0-0	0-4	0-0
SEA	0-0	9-9	3-4	2-9	1-2
OPP	1-1	8-9	9-10	4-6	1-3

Herrera: (37R) (43,22) (26,40R) () (52L,20) (41,47S) () () (54) (37,48R) (25,30,23) (26,30)
 Alvarez: () () () () () () () () () () () ()
 (43R,22,42R) (43B) (28,20) (42R)
 OPP: (25,43S) (30) (34L) (30,38,43L) (47) ()
 (29,54,21,47,31,37) (34) (19,36) (49S,22L) (32) (37,24) (20) (26,50R) (33,43,24) ()

DEFENSIVE STATISTICS

PLAYER	T	S	A	SAC	PD	FF	FR
Jackson	141	99	42	1.0	4	3	1
Easley	108	79	28	0.0	10	0	3
Butler	100	68	32	1.5	2	0	0
Harris	91	71	20	0.0	7	2	3
Green	87	72	15	12.0	1	5.5	1

RECORD (FINISH): 6-10 (5th, AFC West)
HEAD COACH: Jack Patera (35-57, .380)
ASSISTANTS: Jack Christensen (DBs), Andy MacDonald (RBs), Jim Mora (DL), Howard Mudd (OL), Jerry Rhome (Off. Coach/ QBs/ WRs/TEs), Jackie Simpson (Def. Coach/ LBs), Rusty Tillman (Sp. Teams)
CAPTAINS: WR Steve Largent (Off), CB Keith Simpson (Def), S Don Dufek (Sp. Teams)
MVP: WR Steve Largent
PRO BOWL: WR Steve Largent (3)
NATIONAL HONORS: S Kenny Easley (AFC Defensive Rookie of the Year), First-Team All-NFL
ALL-NFL: None

POS.	OFFENSE	STARTS
WR	Sam McCullum	14
LT	Ron Essink	16
LG	*Edwin Bailey	15
C	Art Kuehn	7
	John Yarno	9
RG	Bob Newton	15
RT	Steve August	16
TE	John Sawyer	16
WR	Steve Largent	16
QB	Jim Zorn	13
	Dave Krieg	3
FB	Dan Doornink	9
	Jim Jodat	5
RB	Sherman Smith	8
	Theotis Brown	7
DEFENSE		
LE	Jacob Green	16
LT	Robert Hardy	14
RT	Manu Tuiaososopo	5
	Doug Sutherland	6
	Mike White	5
RE	Manu Tuiaososopo	11
LLB	Michael Jackson	15
MLB	Terry Beeson	7
	Joe Norman	7
RLB	Keith Butler	16
LCB	Keith Simpson	12
RCB	Dave Brown	10
	Kerry Justin	6
LS	*Kenny Easley	14
RS	John Harris	16
SPECIAL TEAMS		
K	Efren Herrera	12
	Wilson Alvarez	4
P	Jeff West	15

*Rookie or first-year player

AFC

EASTERN	W	L	T	PCT.	PTS.	OPP.
Miami	11	4	1	.719	345	275
NY Jets*	10	5	1	.565	355	287
Buffalo*	10	6	0	.625	311	276
Baltimore	2	14	0	.125	259	533
New England	2	14	0	.125	322	370

CENTRAL

W	L	T	PCT.	PTS.	OPP.	
Cincinnati	12	4	0	.750	421	304
Pittsburgh	8	8	0	.500	356	297
Houston	7	9	0	.438	281	355
Cleveland	5	11	0	.313	276	375

WESTERN

W	L	T	PCT.	PTS.	OPP.	
San Diego	10	6	0	.625	478	390
Denver	10	6	0	.625	321	289
Kansas City	9	7	0	.563	343	290
Oakland	7	9	0	.438	273	343
Seattle	6	10	0	.375	322	388

NFC

EASTERN	W	L	T	PCT.	PTS.	OPP.
Dallas	12	4	0	.750	367	277
Philadelphia*	10	6	0	.625	368	221
NY Giants*	9	7	0	.563	295	257
Washington	8	8	0	.500	347	349
St. Louis	7	9	0	.438	315	408

CENTRAL

W	L	T	PCT.	PTS.	OPP.	
Tampa Bay	9	7	0	.563	315	268
Detroit	8	8	0	.500	397	322
Green Bay	8	8	0	.500	324	361
Minnesota	7	9	0	.438	325	369
Chicago	6	10	0	.375	253	324

WESTERN

W	L	T	PCT.	PTS.	OPP.	
San Francisco	13	3	0	.813	357	250
Atlanta	7	9	0	.438	426	355
Los Angeles	6	10	0	.375	303	351
New Orleans	4	12	0	.250	207	378

1982 REVIEW (4-5)

DATE	W/L	SCORE	OPPONENT	ATT	BY QUARTERS	1	2	3	4	OT	TOT
09/12	L	7-21	Cleveland	55,907	SEA	9	37	28	53	---	127
09/19	L	21-23	at Houston	43,117	OPP	26	70	23	28	---	147
09/26			at New England	Cxl							
10/03			Kansas City	Cxl							
10/10			at San Diego	Cxl							
10/17			L.A. Raiders	Cxl							
10/24			San Diego	Cxl							
10/31			at Kansas City	Cxl							
11/07			Denver	Cxl							
11/14			at St. Louis	Cxl							
11/21	W	17-10	at Denver	73,916							
11/28	W	16-0	Pittsburgh	55,553							
12/05	L	23-28	at L.A. Raiders	42,170							
12/12	W	20-14	Chicago	52,826							
12/19	L	0-16	New England	53,457							
12/26	L	10-24	at Cincinnati	55,330							
01/02	W	13-11	Denver	43,145							

TEAM STATISTICS	SEA	OPP
TOTAL FIRST DOWNS	159	167
Rushing	51	86
Passing	89	68
Penalty	19	13
3rd Down: Made/Att	43/130	50/126
3rd Down Pct.	33.1	39.7
4th Down: Made/Att	6/12	5/8
4th Down Pct.	50.0	62.5
POSSESSION AVG.	28:04	31:56
TOTAL NET YARDS	2594	2794
Avg. Per Game	288.2	310.4
Total Plays	589	600
Avg. Per Play	4.4	4.7
NET YARDS RUSHING	795	1461
Avg. Per Game	88.3	162.3
Total Rushes	227	337
NET YARDS PASSING	1799	1333
Avg. Per Game	199.9	148.1
Sacked/Yards Lost	36/269	17/135
Gross Yards	2068	1468
Att./Completions	326/176	246/138
Completion Pct.	54.0	56.1
Had Intercepted	13	13
PUNTS/AVERAGE	49/38.6	50/40.6
NET PUNTING AVG.	35.9	34.9
PENALTIES/YARDS	59/523	44/406
FUMBLES/BALL LOST	21/11	18/9
TOUCHDOWNS	14	18
Rushing	4	12
Passing	9	4
Returns	1	2
TOTAL POINTS	127	147

SCORING	TD	RU	PA	RT	PAT	FG	S	PTS
N. Johnson	0	0	0	013-14	10-14	0	0	43
Largent	3	0	3	0	0	0	0	18
T. Brown	2	2	0	0	0	0	0	12
Carr	2	0	2	0	0	0	0	12
Walker	2	0	2	0	0	0	0	12
SEA	14	4	9	113-14	10-14	0	0	127
OPP	18	12	4	217-18	6-15	0	0	147

RUSHING	ATT	YDS	AVG	LG	TD
Smith	63	202	3.2	19	0
Doornink	45	178	4.0	46	0
T. Brown	53	141	2.7	17	2
Zorn	15	113	7.5	35	1
Hughes	30	106	3.5	13	0
SEA	227	795	3.5	46	4
OPP	337	1461	4.3	53	12

INTERCEPTIONS	NO	YDS	AVG	LG	TD
Easley	4	48	12.0	44	0
Harris	4	33	8.3	18	0
Jackson	2	29	14.5	28	0
SEA	13	160	12.3	44	1
OPP	13	88	6.8	39	1

RECEIVING	NO	YDS	AVG	LG	TD
Largent	34	493	14.5	45	3
Doornink	22	176	8.0	44	0
Smith	19	196	10.3	39	0
Carr	15	265	17.7	50	2
Johns	15	234	15.6	35	1
Metzelaars	15	152	10.1	26	0
SEA	176	2068	11.8	50	9
OPP	138	1468	10.6	56	4

PUNTING	NO	YDS	AVG	NET	TB	I20	LG	B
West	48	1835	38.2	36.7	3	8	52	0
SEA	49	1889	38.6	35.9	3	9	54	0
OPP	50	2032	40.6	34.9	3	10	59	0

PUNT RETURNS	NO	FC	YDS	AVG	LG	TD
Johns	19	10	210	11.1	37	0
SEA	21	14	228	10.9	37	0
OPP	19	23	69	3.6	18	0

KICKOFF RETURNS	NO	YDS	AVG	LG	TD
Ivory	10	224	22.4	30	0
Lane	11	172	15.6	32	0
SEA	29	544	18.8	32	0
OPP	24	361	15.0	34	0

PASSING	ATT	CMP	YDS	CMP%	YDS/ATT	TD	TD%	INT	INT%	LG	SACKED	RATING
Zorn	245	126	1540	51.4	6.29	7	2.9	11	4.5	50	20/152	62.1
Krieg	78	49	501	62.8	6.42	2	2.6	2	2.6	44	16/117	79.0
SEA	326	176	2068	54.0	6.34	9	2.8	13	4.0	50	36/269	66.1
OPP	246	138	1468	56.1	5.97	4	1.6	13	5.3	56	17/135	57.1

FIELD GOALS	1-19	20-29	30-39	40-49	50+
N. Johnson	0-0	3-4	5-6	2-3	0-1
SEA	0-0	3-4	5-6	2-3	0-1
OPP	0-0	4-5	2-3	0-6	0-1
N. Johnson:	() ()	(37R,41R,23R,25)	(35,48,29)	(30) (30,34)	(52B) (43) (22,34)
OPPONENTS:	(45B,26B,42L)	(24)	(21)()	(42L)	(50R) (21,41B,48L,23) (34) (39L,44B)

DEFENSIVE STATISTICS

PLAYER	T	S	A	SAC	PD	FF	FR
Jackson	64	40	24	0.0	5	0	1
Easley	56	49	7	1.0	3	1	1
D. Brown	51	40	11	1.0	2	0	2
Scholtz	48	36	12	1.0	3	1	1
Simpson	46	42	4	0.0	3	0	0
Butler	46	36	11	2.0	1	0	0

RECORD (FINISH): 4-5 (T8th, AFC). Season shortened to 9 games because of players' strike. Top 8 in AFC & NFC made playoffs.

HEAD COACH: Jack Patera (35-59, .372) fired on October 13 after 2 games. Mike McCormack (4-3, .571)

ASSISTANTS: Jack Christensen (DBs), Frank Lauterbur (DL), Andy MacDonald (RBs), Howard Mudd (OL), Jerry Rhome (Off. Coach/QBs/WRs/TEs), Jackie Simpson (Def. Coach/LBs), Rusty Tillman (Sp. Teams)

CAPTAINS: WR Steve Largent (Off), CB Keith Simpson (Def), S Don Dufek (Sp. Teams)

MVP: LS Kenny Easley

PRO BOWL: LS Kenny Easley (1)

NATIONAL HONORS: None

FIRST-TEAM ALL-NFL: LS Kenny Easley (PFW, NEA, Football Digest)

POS.	OFFENSE	STARTS
WR	Paul Johns	7
	Roger Carr	2
LT	Dennis Boyd	2
	Ron Essink	7
LG	Edwin Bailey	7
C	John Yarno	9
RG	Robert Pratt	9
RT	Steve August	7
TE	Mike Tice	9
WR	Steve Largent	8
	Jim Zorn	7
QB	Dave Krieg	2
	Sherman Smith	8
RB	David Hughes	3
FB	Dan Doomink	5
DEFENSE		
LE	Jacob Green	9
LT	Robert Hardy	8
RT	Manu Tuiaosopu	8
RE	*Jeff Bryant	9
LLB	*Bruce Scholtz	9
MLB	Michael Jackson	8
RLB	Keith Butler	8
LCB	Keith Simpson	8
RCB	Dave Brown	9
LS	Kenny Easley	8
RS	John Harris	9
SPECIAL TEAMS		
K	*Norm Johnson	9
P	Jeff West	9
	*Rookie or first-year player	

AFC

	W	L	T	PCT.	PTS.	OPP.
LA Raiders	8	1	0	.889	260	200
Miami	7	2	0	.778	198	131
Cincinnati	7	2	0	.778	232	177
Pittsburgh	6	3	0	.667	204	146
San Diego	6	3	0	.667	288	221
NY Jets	6	3	0	.667	245	166
New England	5	4	0	.556	143	157
Cleveland	4	5	0	.444	140	182
Buffalo	4	5	0	.444	150	154
Seattle	4	5	0	.444	127	147
Kansas City	3	6	0	.333	176	184
Denver	2	7	0	.222	148	226
Houston	1	8	0	.111	136	245
Baltimore	0	8	1	.056	113	236

NFC

	W	L	T	PCT.	PTS.	OPP.
Washington	8	1	0	.889	190	128
Dallas	6	3	0	.667	226	145
Green Bay	5	3	1	.611	226	169
Minnesota	5	4	0	.556	187	198
Atlanta	5	4	0	.556	183	199
St. Louis	5	4	0	.556	135	170
Tampa Bay	5	4	0	.556	158	178
Detroit	4	5	0	.444	181	176
New Orleans	4	5	0	.444	129	160
NY Giants	4	5	0	.444	164	160
San Francisco	3	6	0	.333	209	206
Chicago	3	6	0	.333	141	174
Philadelphia	3	6	0	.333	191	195
LA Rams	2	7	0	.222	200	250

As the result of a 57-day players' strike, the 1982 NFL regular season schedule was reduced from 16 weeks to 9. At the conclusion of the regular season, the NFL conducted a 16-team postseason Super Bowl Tournament. Eight teams from each conference were seeded 1-8 based on their records during the season.

1983 REVIEW (9-7; 2-1 PLAYOFFS)

DATE	W/L	SCORE	OPPONENT	ATT
09/04	L	13-17	at Kansas City	42,531
09/11	W	17-10	at N.Y. Jets	50,066
09/18	W	34-31	San Diego	61,714
09/25	L	17-27	Washington	60,718
10/02	W	24-9	at Cleveland	75,446
10/09	L	21-28	at San Diego	49,132
10/16	W	38-36	L.A. Raiders	60,697
10/23	L	21-27	Pittsburgh	61,615
10/30	W	34-21	at L.A. Raiders	49,708
11/06	W	27-19	Denver	61,189
11/13	L	28-33	at St. Louis	33,280
11/20	L	27-38	at Denver	74,710
11/27	W	51-48	Kansas City (OT)	56,795
12/04	L	10-35	Dallas	63,352
12/11	W	17-12	at N.Y. Giants	48,942
12/18	W	24-6	New England	59,688
POSTSEASON				
12/24	W	31-7	Denver (Sat.) (AFC First-Round)	60,753
12/31	W	27-20	at Miami (Sat.) (AFC Divisional Playoff)	71,032
01/08	L	14-30	at L.A. Raiders (AFC Championship)	88,734

TEAM STATISTICS	SEA	OPP
TOTAL FIRST DOWNS	300	351
Rushing	131	128
Passing	153	195
Penalty	16	28
3rd Down: Made/Att	96/218	95/214
3rd Down Pct.	44.0	44.4
4th Down: Made/Att	4/10	4/10
4th Down Pct.	40.0	40.0
POSSESSION AVG.	29:52	30:08
TOTAL NET YARDS	5092	6029
Avg. Per Game	318.3	376.8
Total Plays	1032	1075
Avg. Per Play	4.9	5.6
NET YARDS RUSHING	2119	2198
Avg. Per Game	132.4	137.4
Total Rushes	546	511
NET YARDS PASSING	2973	3831
Avg. Per Game	185.8	239.4
Sacked/Yards Lost	47/343	43/351
Gross Yards	3316	4182
Att./Completions	449/251	521/3111
Completion Pct.	55.9	59.7
Had Intercepted	18	26
PUNTS/AVERAGE	79/39.5	68/40.2
NET PUNTING AVG.	34.6	34.2
PENALTIES/YARDS	102/890	91/725
FUMBLES/BALL LOST	36/20	44/28
TOUCHDOWNS	50	48
Rushing	19	14
Passing	25	33
Returns	6	1
TOTAL POINTS	403	397

BY QUARTERS	1	2	3	4	OT	TOT
SEA	67	99	102	132	3	403
OPP	69	134	56	138	0	397

SCORING	TD	RU	PA	Rt	PAT	FG	S	Pts
N. Johnson	0	0	0	0	49-50	18-25	0	103
Warner	14	13	1	0	0	0	0	84
Largent	11	0	11	0	0	0	0	66
Johns	5	0	4	1	0	0	0	30
SEA	50	19	25	6	49-50	18-25	0	403
OPP	48	14	33	1	43-48	20-26	3	397

RUSHING	ATT	Yds	AVG	LG	TD
Warner	335	1449	4.3	60	13
Hughes	83	313	3.8	26	1
Doornink	40	99	2.5	9	2
SEA	546	2119	3.9	60	19
OPP	511	2198	4.3	37	14

RECEIVING	No	Yds	AVG	LG	TD
Largent	72	1074	14.9	46	11
Warner	42	325	7.7	28	1
Young	36	529	14.7	47	2
Johns	34	486	14.3	30	4
SEA	251	3316	13.2	50	25
OPP	311	4182	13.4	78	33

PUNT RETURNS	No	FC	Yds	AVG	LG	TD
Johns	28	5	316	11.3	75t	1
SEA	34	6	366	10.8	75t	1
OPP	36	16	185	5.1	18	0

KICKOFF RETURNS	No	Yds	AVG	LG	TD
Dixon	49	1148	23.4	94	1
Hughes	12	282	23.5	35	1
SEA	71	1575	22.2	94	1
OPP	59	952	16.1	45	0

INTERCEPTIONS	No	Yds	AVG	LG	TD
Easley	7	96	13.2	38	0
D. Brown	6	83	13.8	37	0
Simpson	4	39	9.7	14	0
SEA	26	353	13.6	73	2
OPP	18	279	15.5	40	1

PUNTING	No	Yds	AVG	NET	TB	I20	LG	B
West	79	3115	39.5	34.6	10	25	56	0
SEA	79	3115	39.5	34.6	10	25	56	0
OPP	68	2754	40.5	34.2	3	14	58	0

FIELD GOALS	1-19	20-29	30-39	40-49	50+
N. Johnson	1-1	4-4	4-7	8-10	1-3
SEA	1-1	4-4	4-7	8-10	1-3
OPP	2-2	5-6	6-7	7-9	0-1

PASSING	ATT	CMP	YDS	CMP%	YDS/ATT	TD	TD%	INT	INT%	LG	SACKED	RATING
Krieg	243	147	2139	60.5	8.80	18	7.4	11	4.5	50	38/279	95.0
Zorn	205	103	1166	50.2	5.69	7	3.4	7	3.4	43	9/64	64.8
SEA	449	251	3316	55.9	7.38	25	5.6	18	4.0	50	47/34	81.3
OPP	521	311	4182	59.7	8.03	33	6.3	26	5.0	78	43/35	85.6

DEFENSIVE STATISTICS

PLAYER	T	S	A	SAC	PD	FF	FR
Scholtz	104	84	20	1.5	6	3	1
Robinson	96	65	31	1.5	0	2	4
Harris	93	67	26	3.0	8	0	3
Easley	84	58	26	3.0	8	1	3
Butler	81	61	20	0.0	1	0	2

RECORD (FINISH): 9-7 (2nd, AFC). First playoff appearance. Won 2 games then lost AFC Championship Game at L.A. Raiders, 30-14.

HEAD COACH: Chuck Knox (9-7, .563)

ASSISTANTS: Tom Catlin (Asst. Head Coach/ Def. Coord./LBs), Ray Prochaska (Off. Coord./OL), George Dyer (DL), Chick Harris (RBs), Ralph Hawkins (DBs), Ken Meyer (QB), Steve Moore (WRs), Rusty Tillman (Sp. Teams/TEs), Joe Vitt (Sp. Assign.)

CAPTAINS: WR Steve Largent (Off), CB Dave Brown (Def), RB Eric Lane (Sp. Teams)

MVP: RB Curt Warner

PRO BOWL: SS Kenny Easley (2), RB Curt Warner (1)

NATIONAL HONORS: Chuck Knox, NFL Coach of the Year (SGH), SS Kenny Easley, AFC Defensive Player of the Year (FB News), RB Curt Warner, AFC Offensive Player of Year (UPI, NFLPA, WNTDC), **FIRST-TEAM ALL-NFL:** SS Kenny Easley (NEA, PFWA, PFW)

POS.	OFFENSE	STARTS
WR	Paul Johns	9
LT	Ron Essink	16
LG	Reggie McKenzie	14
C	Blair Bush	16
RG	Robert Pratt	16
RT	Steve August	15
TE	Pete Metzelaars	7
WR	Steve Largent	14
QB	Jim Zorn	8
	Dave Krieg	8
RB	*Curt Warner	16
FB	David Hughes	6
	DEFENSE	
LE	Jacob Green	16
NT	Manu Tuiaosopolo	8
	Joe Nash	8
RE	Jeff Bryant	16
LOLB	Bruce Scholtz	16
LILB	Shelton Robinson	15
RILB	Keith Butler	16
ROLB	Michael Jackson	9
	Greg Gaines	6
LCB	Kerry Justin	10
RCB	Dave Brown	16
SS	Kenny Easley	15
FS	John Harris	16
	SPECIAL TEAMS	
K	Norm Johnson	16
P	Jeff West	16

*Rookie or first-year player

AFC

EASTERN	W	L	T	PCT.	PTS.	OPP.
Miami	12	4	0	.750	389	250
New England	8	8	0	.500	274	289
Buffalo	8	8	0	.500	283	351
Baltimore	7	9	0	.438	264	354
NY Jets	7	9	0	.438	313	331

CENTRAL	W	L	T	PCT.	PTS.	OPP.
Pittsburgh	10	6	0	.625	355	303
Cleveland	9	7	0	.563	356	342
Cincinnati	7	9	0	.438	346	302
Houston	2	14	0	.125	288	460

WESTERN	W	L	T	PCT.	PTS.	OPP.
LA Raiders	12	4	0	.750	442	338
Seattle*	9	7	0	.563	403	397
Denver*	9	7	0	.563	302	327
San Diego	6	10	0	.375	358	462
Kansas City	6	10	0	.375	386	367

NFC

EASTERN	W	L	T	PCT.	PTS.	OPP.
Washington	14	2	0	.875	541	332
Dallas*	12	4	0	.750	479	360
St. Louis	8	7	1	.531	374	428
Philadelphia	5	11	0	.313	233	322
NY Giants	3	12	1	.219	267	347

CENTRAL	W	L	T	PCT.	PTS.	OPP.
Detroit	9	7	0	.563	347	286
Green Bay	8	8	0	.500	429	439
Chicago	8	8	0	.500	311	301
Minnesota	8	8	0	.500	316	348
Tampa Bay	2	14	0	.125	241	380

WESTERN	W	L	T	PCT.	PTS.	OPP.
San Francisco	10	6	0	.625	432	293
LA Rams*	9	7	0	.563	361	344
New Orleans	8	8	0	.500	319	337
Atlanta	7	9	0	.438	370	389

1984 REVIEW (12-4; 1-1 PLAYOFFS)

DATE	W/L	SCORE	OPPONENT	ATT
09/03	W	33-0	Cleveland (Mon.)	59,540
09/09	W	31-17	San Diego	61,314
09/16	L	23-38	at New England	43,140
09/23	W	38-9	Chicago	61,520
09/30	W	20-12	at Minnesota	57,171
10/07	L	14-28	at L.A. Raiders	77,904
10/14	W	31-28	Buffalo	59,034
10/21	W	28-24	Green Bay at Milwaukee	52,286
10/29	W	24-0	at San Diego (Mon.)	53,974
11/04	W	45-0	Kansas City	61,396
11/12	W	17-14	L.A. Raiders (Mon.)	64,001
11/18	W	26-6	at Cincinnati	50,280
11/25	W	27-24	at Denver	74,922
12/02	W	38-17	Detroit	62,441
12/09	L	7-34	at Kansas City	34,855
12/15	L	14-31	Denver (Sat.)	64,411
POSTSEASON				
12/22	W	13-7	L.A. Raiders (Sat.) (AFC First-Round)	62,049
12/29	L	10-31	at Miami (Sat.) (AFC Divisional Playoff)	73,469

TEAM STATISTICS	SEA	OPP
TOTAL FIRST DOWNS	287	288
Rushing	94	99
Passing	171	160
Penalty	22	29
3rd Down: Made/Att	84/222	73/214
3rd Down Pct.	37.8	34.1
4th Down: Made/Att	4/9	9/20
4th Down Pct.	44.4	45.0
POSSESSION AVG.	30:46	29:14
TOTAL NET YARDS	5068	4963
Avg. Per Game	316.8	310.2
Total Plays	1034	1051
Avg. Per Play	4.9	4.7
NET YARDS RUSHING	1645	1789
Avg. Per Game	102.8	111.8
Total Rushes	495	475
NET YARDS PASSING	3423	3174
Avg. Per Game	213.9	198.4
Sacked/Yards Lost	42/328	55/398
Gross Yards	3751	3572
Att./Completions	497/283	521/265
Completion Pct.	56.9	50.9
Had Intercepted	26	38
PUNTS/AVERAGE	95/37.5	83/40.3
NET PUNTING AVG.	33.3	33.0
PENALTIES/YARDS	128/1179	114/883
FUMBLES/BALL LOST	24/13	47/25
TOUCHDOWNS	51	34
Rushing	10	11
Passing	32	18
Returns	9	5
TOTAL POINTS	418	282

BY QUARTERS	1	2	3	4	OT	TOT
SEA	92	135	100	91	--	418
OPP	60	86	62	74	--	282

SCORING	TD	RU	PA	RT	PAT	FG	S	PTS
Johnson	0	0	0	0	50-51	20-24	0	110
Largent	12	0	12	0	0	0	0	72
Turner	10	0	10	0	0	0	0	60
Lane	5	4	1	0	0	0	0	30
SEA	51	10	32	9	50-51	20-24	1	418
OPP	34	11	18	5	34-34	14-22	1	282

RUSHING	ATT	YDS	AVG	LG	TD
Hughes	94	327	3.5	14	1
Lane	80	299	3.7	40	4
Doomink	57	215	3.8	25	0
SEA	495	1645	3.3	40	10
OPP	475	1789	3.8	25	11

RECEIVING	NO	YDS	AVG	LG	TD
Largent	74	1164	15.7	65	12
Turner	35	715	20.4	80	10
C. Young	33	337	10.2	31	1
Doomink	31	365	11.8	32	2
SEA	283	3751	13.3	80	32
OPP	265	3572	13.5	92	18

INTERCEPTIONS	NO	YDS	AVG	LG	TD
Easley	10	126	12.6	58	2
Brown	8	179	22.4	90	2
SEA	38	697	18.3	90	7
OPP	26	333	12.8	42	3

KICKOFF RETURNS	NO	YDS	AVG	LG	TD
Dixon	25	446	17.8	36	0
Hughes	17	348	20.5	38	0
SEA	54	1007	18.6	38	0
OPP	67	1116	16.7	46	0

PUNT RETURNS	NO	FC	YDS	AVG	LG	TD
Easley	16	5	194	12.1	42	0
Skansi	16	2	145	9.1	16	0
SEA	44	11	484	11.0	47	1
OPP	32	39	205	6.4	65	1

PUNTING	NO	YDS	AVG	NET	TB	I20	LG	B
West	95	3567	37.5	33.3	10	24	60	0
SEA	95	3567	37.5	33.3	10	24	60	0
OPP	83	3345	40.3	33.0	6	14	63	4

FIELD GOALS	1-19	20-29	30-39	40-49	50+
Johnson	0-0	9-10	4-4	6-7	1-3
SEA	0-0	9-10	4-4	6-7	1-3
OPP	0-0	4-5	5-8	5-9	0-0

PASSING ATT	CMP	YDS	CMP%	YDS/ATT	TD	TD%	INT	INT%	LG	SACKED	RATING	
Krieg	480	276	3671	57.5	7.65	32	6.7	24	5.0	80	40/314	83.3
SEA	497	283	3751	56.9	7.55	32	6.4	26	5.2	80	42/328	80.6
OPP	521	265	3572	50.9	6.86	18	3.5	38	7.3	92	55/398	54.2

DEFENSIVE STATISTICS

PLAYER	T	S	A	SAC	PD	FF	FR
Robinson	93	65	28	0.5	4	0	4
K. Butler	89	68	21	1.0	4	0	2
Gaines	88	61	27	3.5	3	0	2
Nash	82	58	24	7.0	1	1	3

RECORD (FINISH): 12-4 (2nd, AFC West). Lost divisional playoff at Miami 31-10.

HEAD COACH: Chuck Knox (21-11, .656)

ASSISTANTS: Tom Catlin (Asst. Head Coach/Def. Coord./LBs), Ray Prochaska (Off. Coord./OL), George Dyer (DL), Chick Harris (RBs), Ralph Hawkins (DBs), Ken Meyer (QBs), Steve Moore (WRs), Rusty Tillman (Sp. Tms/TEs), Joe Vitt (Sp. Assign.)

CAPTAINS: TE Charle Young (Off), CB Dave Brown (Def), RB Eric Lane (Sp. Teams)

MVP: SS Kenny Easley

PRO BOWL: CB Dave Brown (1), SS Kenny Easley (3), K Norm Johnson (1), QB Dave Krieg (1), WR Steve Largent (4), NT Joe Nash (1), Sp. Fredd Young (1)

NATIONAL HONORS: Chuck Knox, NFL Coach of the Year (AP, SN, SGH), SS Kenny Easley, NFL Def. Player of the Year (AP, PFWA)

FIRST-TEAM ALL-NFL: CB Dave Brown (Films), SS Kenny Easley (AP, SI, PFW, PFWA, SN, NEA, Films), DE Jacob Green (SN), K Norm Johnson (AP, PFWA, SN, PFW), WR Steve Largent (Films), NT Joe Nash (AP, Films, PFW), Sp. Fredd Young (Films, PFW)

Pos.	OFFENSE	STARTS
WR	*Daryl Turner	8
LT	Ron Essink	16
LG	Reggie McKenzie	8
	Edwin Bailey	8
C	Blair Bush	16
RG	Robert Pratt	16
RT	Bob Cryder	10
TE	Charle Young	13
	Mike Tice	8
WR	Steve Largent	16
QB	Dave Krieg	16
RB	Curt Warner	1
	Eric Lane	7
FB	Franco Harris	6
	David Hughes	6
	DEFENSE	
LE	Jacob Green	16
NT	Joe Nash	16
RE	Jeff Bryant	16
LOLB	Bruce Scholtz	16
LILB	Shelton Robinson	16
RILB	Keith Butler	16
ROLB	Greg Gaines	11
LCB	Keith Simpson	15
RCB	Dave Brown	16
SS	Kenny Easley	16
FS	John Harris	16
	SPECIAL TEAMS	
K	Norm Johnson	16
P	Jeff West	16

*Rookie or first-year player

AFC

EASTERN	W	L	T	PCT.	PTS.	OPP.
Miami	14	2	0	.875	513	298
New England	9	7	0	.563	362	352
NY Jets	7	9	0	.438	332	364
Indianapolis	4	12	0	.250	239	414
Buffalo	2	14	0	.125	250	454

CENTRAL	W	L	T	PCT.	PTS.	OPP.
Pittsburgh	9	7	0	.563	387	310
Cincinnati	8	8	0	.500	339	339
Cleveland	5	11	0	.313	250	297
Houston	3	13	0	.188	240	437

WESTERN	W	L	T	PCT.	PTS.	OPP.
Denver	13	3	0	.813	353	241
Seattle*	12	4	0	.750	418	282
LA Raiders*	11	5	0	.688	368	278
Kansas City	8	8	0	.500	314	324
San Diego	7	9	0	.438	394	413

NFC

EASTERN	W	L	T	PCT.	PTS.	OPP.
Washington	11	5	0	.688	426	310
NY Giants*	9	7	0	.563	299	301
St. Louis	9	7	0	.563	423	345
Dallas	9	7	0	.563	308	308
Philadelphia	6	9	1	.406	278	320

CENTRAL	W	L	T	PCT.	PTS.	OPP.
Chicago	10	6	0	.625	325	248
Green Bay	8	8	0	.500	390	309
Tampa Bay	6	10	0	.375	335	380
Detroit	4	11	1	.281	283	408
Minnesota	3	13	0	.188	276	484

WESTERN	W	L	T	PCT.	PTS.	OPP.
San Francisco	15	1	0	.938	475	227
LA Rams*	10	6	0	.625	346	316
New Orleans	7	9	0	.438	298	361
Atlanta	4	12	0	.250	281	382

1985 REVIEW (8-8)

DATE	W/L	SCORE	OPPONENT	ATT
09/08	W	28-24	at Cincinnati	51,625
09/15	W	49-35	at San Diego	54,420
09/23	L	24-35	L.A. Rams (Mon.)	63,292
09/29	L	7-28	at Kansas City	50,485
10/06	W	26-21	San Diego	61,300
10/13	W	30-26	Atlanta	60,430
10/20	L	10-13	at Denver (OT)	74,899
10/27	L	14-17	at N.Y. Jets	69,320
11/03	W	33-3	L.A. Raiders	64,060
11/10	W	27-3	at New Orleans	47,365
11/17	L	13-20	New England	60,345
11/25	L	6-19	at SF 49ers (Mon.)	57,482
12/01	W	24-6	Kansas City	52,655
12/08	W	31-13	Cleveland	58,477
12/15	L	3-13	at L.A. Raiders	77,425
12/20	L	24-27	Denver (Fri.)	56,283

BY QUARTERS	1	2	3	4	OT	TOT
SEA	43	116	90	100	0	349
OPP	47	78	63	112	3	303

SCORING	TD	RU	PA	RT	PAT	FG	SPTS
Johnson	0	0	0	0	40-41	14-25	0 82
Turner	13	0	13	0	0	0	0 78
Warner	9	8	1	0	0	0	0 54
Largent	6	0	6	0	1-1	0	0 37
SEA	44	9	28	7	41-44	14-25	1349
OPP	35	12	22	1	31-35	20-28	1303

TEAM STATISTICS	SEA	OPP
TOTAL FIRST DOWNS	299	290
Rushing	96	90
Passing	179	179
Penalty	24	21
3rd Down: Made/Att	96/244	72/218
3rd Down Pct.	39.3	33.0
4th Down: Made/Att	10/17	9/13
4th Down Pct.	58.8	69.2
POSSESSION AVG.	30:13	29:47
TOTAL NET YARDS	5007	5160
Avg. Per Game	312.9	322.5
Total Plays	1090	1030
Avg. Per Play	4.6	5.0
NET YARDS RUSHING	1644	1837
Avg. Per Game	102.8	114.8
Total Rushes	462	473
NET YARDS PASSING	3363	3323
Avg. Per Game	210.2	207.7
Sacked/Yards Lost	53/457	61/464
Gross Yards	3820	3787
Att./Completions	575/304	496/273
Completion Pct.	52.9	55.0
Had Intercepted	23	24
PUNTS/AVERAGE	91/40.3	97/42.1
NET PUNTING AVG.	33.8	34.6
PENALTIES/YARDS	102/827	106/840
FUMBLES/BALL LOST	34/18	39/20
TOUCHDOWNS	44	35
Rushing	9	12
Passing	28	22
Returns	7	1
TOTAL POINTS	349	303

RUSHING	ATT	YDS	AVG	LG	TD
Warner	291	1094	3.8	38	8
Morris	55	236	4.3	21	0
Hughes	40	128	3.2	9	0
Krieg	35	121	3.5	17	1
SEA	462	1644	3.6	38	9
OPP	473	1837	3.9	43	12

RECEIVING	NO	YDS	AVG	LG	TD
Largent	79	1287	16.3	43	6
Warner	47	307	6.5	27	1
Turner	34	670	19.7	54	13
C. Young	28	351	12.5	32	2
Skansi	21	269	12.8	32	1
Walker	19	285	15.0	28	2
SEA	304	3820	12.6	54	28
OPP	273	3787	13.9	71	22

INTERCEPTIONS	NO	YDS	AVG	LG	TD
Harris	7	20	2.9	17	0
Brown	6	58	9.7	28	1
Taylor	4	75	18.8	75	1
SEA	24	272	11.3	75	3
OPP	23	389	16.9	83	1

PUNTING	NO	YDS	AVG	NET	TB	I20	LG	B
Finzer	68	2766	40.7	34.6	6	12	61	0
Colquitt	12	481	40.1	34.3	2	3	55	0
West	11	420	38.2	28.3	3	0	52	0
SEA	91	3667	40.3	33.8	11	15	61	0
OPP	97	4081	42.1	34.6	12	22	62	2

PUNT RETURNS	NO	FC	YDS	AVG	LG	TD
Skansi	31	7	312	10.1	32	0
Easley	8	0	87	10.9	25	0
SEA	53	11	483	9.1	32	0
OPP	47	14	374	8.0	19	0

PASSING	ATT	CMP	YDS	CMP%	YDS/ATT	TD	TD%	INT	INT%	LG	SACKED	RATING
Krieg	532	285	3602	53.6	6.77	27	5.1	20	3.8	54	52/448	76.2
Gilbert	40	19	218	47.5	5.45	1	2.5	2	5.0	37	1/9	----
SEA	575	304	3820	52.9	6.64	28	4.9	23	4.0	54	53/457	73.4
OPP	496	273	3787	55.0	7.64	22	4.4	24	4.8	71	61/464	74.4

KICKOFF RETURNS	No	YDS	AVG	LGTD
Morris	31	636	20.5	58 0
Skansi	19	358	18.8	35 0
SEA	58	1166	20.1	58 0
OPP	47	918	19.5	63 0

FIELD GOALS	1-19	20-29	30-39	40-49	50+
Johnson	0-0	5-5	7-9	1-8	1-3
SEA	0-0	5-5	7-9	1-8	1-3
OPP	0-0	10-11	4-7	5-7	1-3

DEFENSIVE STATISTICS

PLAYER	T	S	A	SAC	PD	FF	FR
F. Young	118	93	25	3.0	2	0	1
K. Butler	108	71	37	0.0	3	2	3
Green	92	60	32	13.5	1	7	2
Nash	87	67	20	9.0	0	0	2
Easley	79	62	17	2.0	7	0	3
Bryant	73	49	25	8.5	4	0	4

RECORD (FINISH): 8-8 (3rd, AFC West).

HEAD COACH: Chuck Knox (29-19, .604)

ASSISTANTS: Tom Catlin (Asst. Head Coach/ Def.

Coord./LBs), Ray Prochaska (Off. Coord), George Dyer (DL), Chick Harris (RBs), Ralph Hawkins (DBs), Ken Meyer (QBs), Steve Moore (WRs), Kent Stephenson (OL), Rusty Tillman (Sp. Teams/ TEs), Joe Vitt (Sp. Assign.)

CAPTAINS: WR Steve Largent (Off), CB Dave Brown (Def), RB Eric Lane (Sp. Teams)

MVP: WR Steve Largent

PRO BOWL: SS Kenny Easley (4), WR Steve Largent (5), Sp. Fredd Young (2)

NATIONAL HONORS: RB Curt Warner, Comeback Player of the Year (SI)

FIRST-TEAM ALL-NFL: SS Kenny Easley (AP, PFWA, NEA), WR Steve Largent (AP, PFWA, SI, C&PFN)

POS.	OFFENSE	STARTS
WR	Daryl Turner	12
LT	Ron Essink	12
LG	Edwin Bailey	16
C	Blair Bush	16
RG	Robert Pratt	12
RT	Steve August	6
RT	Bob Cryder	15
TE	Charle Young	14
	Dan Ross	5
QB	Dave Krieg	16
RB	Curt Warner	16
FB	David Hughes	10
	Eric Lane	3

DEFENSE

LE	Jacob Green	16
NT	Joe Nash	16
RE	Jeff Bryant	16
LOLB	Bruce Sholtz	16
LILB	Fredd Young	13
RILB	Keith Butler	16
ROLB	Michael Jackson	16
LCB	Terry Taylor	16
RCB	Dave Brown	16
SS	Kenny Easley	13
FS	John Harris	16

SPECIAL TEAMS

K	Norm Johnson	16
P	David Finzer	12
	Jeff West	2
	Jimmy Colquitt	2

*Rookie or first-year player

AFC

EASTERN	W	L	T	PCT.	PTS.	OPP.
Miami	12	4	0	.750	428	320
NY Jets*	11	5	0	.688	393	264
New England*	11	5	0	.688	362	290
Indianapolis	5	11	0	.313	320	386
Buffalo	2	14	0	.125	200	381

CENTRAL	W	L	T	PCT.	PTS.	OPP.
Cleveland	8	8	0	.500	287	294
Cincinnati	7	9	0	.438	441	437
Pittsburgh	7	9	0	.438	379	355
Houston	5	11	0	.313	284	412

WESTERN	W	L	T	PCT.	PTS.	OPP.
LA Raiders	12	4	0	.750	354	308
Denver	11	5	0	.688	380	329
Seattle	8	8	0	.500	349	303
San Diego	8	8	0	.500	467	435
Kansas City	6	10	0	.375	317	360

NFC

EASTERN	W	L	T	PCT.	PTS.	OPP.
Dallas	10	6	0	.625	357	333
NY Giants*	10	6	0	.625	399	283
Washington	10	6	0	.625	297	312
Philadelphia	7	9	0	.438	286	310
St. Louis	5	11	0	.313	278	414

CENTRAL	W	L	T	PCT.	PTS.	OPP.
Chicago	15	1	0	.938	456	198
Green Bay	8	8	0	.500	337	355
Minnesota	7	9	0	.438	346	359
Detroit	7	9	0	.438	307	366
Tampa Bay	2	14	0	.125	294	448

WESTERN	W	L	T	PCT.	PTS.	OPP.
LA Rams	11	5	0	.688	340	277
San Francisco*	10	6	0	.625	411	263
New Orleans	5	11	0	.313	294	401
Atlanta	4	12	0	.250	282	452

1986 REVIEW (10-6)

DATE	W/L	SCORE	OPPONENTS	ATT
09/07	W	30-0	Pittsburgh	61,461
09/14	W	23-17	Kansas City	61,068
09/21	W	38-31	at New England	58,977
09/28	L	14-19	at Washington	54,157
10/06	W	33-7	San Diego (Mon.)	63,207
10/12	L	10-14	at L.A. Raiders	70,635
10/19	W	17-12	N.Y. Giants	62,282
10/26	L	13-20	at Denver	76,089
11/02	L	7-38	N.Y. Jets	62,497
11/09	L	7-27	at Kansas City	53,268
11/16	L	7-34	at Cincinnati	54,410
11/23	W	24-20	Philadelphia	55,786
11/27	W	31-14	at Dallas (Thur.)	58,020
12/08	W	37-0	L.A. Raiders (Mon.)	62,923
12/14	W	34-24	at San Diego	47,096
12/20	W	41-16	Denver (Sat.)	63,697

BY QUARTERS	1	2	3	4	OT	TOT
SEA	69	96	80	121	0	366
OPP	60	103	52	78	0	293

SCORING	TD	RU	PA	RT	PAT	FG	SPTS
N. Johnson	0	0	0	0	42-42	22-35	0 108
Warner	13	13	0	0	0	0	0 78
Largent	9	0	9	0	0	0	0 54
Turner	7	0	7	0	0	0	0 42
R. Butler	4	0	4	0	0	0	0 24
SEA	43	15	24	4	42-43	22-35	0 366
OPP	34	12	20	2	32-34	19-28	0 293

TEAM STATISTICS	SEA	OPP
TOTAL FIRST DOWNS	291	310
Rushing	123	93
Passing	158	192
Penalty	10	25
3rd Down: Made/Att	96/221	84/225
3rd Down Pct.	43.4	37.3
4th Down: Made/Att	0/6	6/18
4th Down Pct.	0.0	33.3
POSSESSION AVG.	29:46	30:14
TOTAL NET YARDS	5409	5341
Avg. Per Game	338.1	333.8
Total Plays	1005	1053
Avg. Per Play	5.4	5.1
NET YARDS RUSHING	2300	1759
Avg. Per Game	143.8	109.9
Total Rushes	513	471
NET YARDS PASSING	3109	3582
Avg. Per Game	194.3	223.9
Sacked/Yards Lost	39/315	47/306
Gross Yards	3424	3888
Att./Completions	453/268	535/301
Completion Pct.	59.2	56.3
Had Intercepted	14	22
PUNTS/AVERAGE	79/38.6	81/40.4
NET PUNTING AVG.	33.0	33.7
PENALTIES/YARDS	98/813	81/652
FUMBLES/BALL LOST	29/13	26/14
TOUCHDOWNS	43	34
Rushing	15	12
Passing	24	20
Returns	4	2
TOTAL POINTS	366	293

RUSHING	ATT	YDS	AVG	LG	TD
Warner	319	1481	4.6	60	13
Williams	129	538	4.2	36	0
Morris	19	149	7.8	49	1
Krieg	35	122	3.5	19	1
SEA	513	2300	4.5	60	15
OPP	471	1759	3.7	25	12

RECEIVING	NO	YDS	AVG	LG	TD
Largent	70	1070	15.3	38	9
Warner	41	342	8.3	26	0
Franklin	33	547	16.6	49	2
Williams	33	219	6.6	23	0
Skansi	22	271	12.3	39	0
R. Butler	19	351	18.5	67	4
Turner	18	334	18.6	72	7
SEA	268	3424	12.8	72	24
OPP	301	3888	12.9	83	20

INTERCEPTIONS	NO	YDS	AVG	LG	TD
Brown	5	58	11.6	24	1
Justin	4	29	7.3	18	0
Robinson	3	39	13.0	25	0
Moyer	3	38	12.7	20	0
SEA	22	216	9.8	25	1
OPP	14	216	15.4	36	1

KICKOFF RETURNS	NO	YDS	AVG	LG	TD
Edmonds	34	764	22.5	46	0
Morris	23	465	20.2	38	0
SEA	64	1322	20.7	46	0
OPP	59	1002	17.0	42	0

PUNTING	NO	YDS	AVG	NET	TBI	20LG	B
Gamache	79	3048	38.6	33.0	7	10	55 0
SEA	79	3048	38.6	33.0	7	10	55 0
OPP	81	3270	40.4	33.7	4	20	60 4

PASSING	ATT	CMP	YDS	CMP%	YDS/ATT	TD	TD%	INT	INT%	LG	SACKED	RATING
Krieg	375	225	2921	60.0	7.79	21	5.6	11	2.9	72	35/281	91.0
Gilbert	76	42	485	55.3	6.38	3	3.9	3	3.9	38	4/34	71.4
SEA	453	268	3424	59.2	7.56	24	5.3	14	3.1	72	39/315	87.7
OPP	535	301	3888	56.3	7.27	20	3.7	22	4.1	83	47/306	74.6

PUNT RETURNS	No	FC	Yds	AVG	LG	TD
Edmonds	34	14	419	12.3	75	1
SEA	39	14	457	11.7	75	1
OPP	38	21	298	7.8	28	0

FIELD GOALS	1-19	20-29	30-39	40-49	50+
N. Johnson	0-0	6-8	8-9	3-11	5-7
SEA	0-0	6-8	8-9	3-11	5-7
OPP	0-0	4-4	10-13	3-8	2-3

DEFENSIVE STATISTICS

PLAYER	T	S	A	SAC	PD	FF	FR
Young	121	93	28	6.0	0	0	0
Robinson	99	81	18	0.0	10	0	3
K. Butler	96	66	30	1.0	5	1	0
Gaines	94	71	23	5.0	1	0	1
Scholtz	79	59	20	3.0	1	4	0

RECORD (FINISH): 10-6 (3rd, AFC West)

HEAD COACH: Chuck Knox (39-25, .609)

ASSISTANTS: Tom Catlin (Asst. Head Coach/Def. Coord./LBs), Steve Moore (Off. Coord./WRs), George Dyer (DL), Chick Harris (RBs), Ralph Hawkins (DBs), Ken Meyer (QB), Russ Purnell (Sp. Assign.), Kent Stephenson (OL), Rusty Tillman (Sp. Teams/TEs), Joe Vitt (Sp. Assign.),
CAPTAINS: WR Steve Largent (Off), CB Dave Brown (Def), RB Eric Lane (Sp. Teams)

MVP: RB Curt Warner

PRO BOWL: KR Bobby Joe Edmonds (1), DE Jacob Green (1), WR Steve Largent (6), RB Curt Warner (2), LB Freddie Young (3)

NATIONAL HONORS: RB Curt Warner, AFC Player of the Year (UPI), First-Team All-NFL; KR Bobby Joe Edmonds (AP, PFWA, SN, PFW, FD)

POS.	OFFENSE	STARTS
WR	Daryl Turner	12
LT	*Ron Mattes	16
LG	Edwin Bailey	12
C	Blair Bush	7
	Will Grant	6
RG	Bryan Millard	16
RT	Mike Wilson	16
TE	Mike Tice	15
WR	Steve Largent	16
QB	Dave Krieg	14
	Gale Gilbert	2
RB	Curt Warner	16
FB	*John L. Williams	16
	DEFENSE	
LE	Jacob Green	16
NT	Joe Nash	11
RE	Jeff Bryant	12
LOLB	Bruce Scholtz	16
LILB	Freddie Young	15
RILB	Keith Butler	16
ROLB	Greg Gaines	15
LCB	Terry Taylor	15
RCB	Dave Brown	16
SS	Kenny Easley	10
	Paul Moyer	6
FS	Eugene Robinson	16
	SPECIAL TEAMS	
K	Norm Johnson	16
P	*Vince Gamache	16
	*Rookie or first-year player	

AFC

EASTERN	W	L	T	PCT.	PTS.	OPP.
New England	11	5	0	.688	412	307
NY Jets*	10	6	0	.625	364	386
Miami	8	8	0	.500	430	405
Buffalo	4	12	0	.250	287	348
Indianapolis	3	13	0	.188	229	400

CENTRAL	W	L	T	PCT.	PTS.	OPP.
Cleveland	12	4	0	.750	391	310
Cincinnati	10	6	0	.625	409	394
Pittsburgh	6	10	0	.375	307	336
Houston	5	11	0	.313	274	329

WESTERN	W	L	T	PCT.	PTS.	OPP.
Denver	11	5	0	.688	378	327
Kansas City*	10	6	0	.625	358	326
Seattle	10	6	0	.625	366	293
LA Raiders	8	8	0	.500	323	346
San Diego	4	12	0	.250	335	396

NFC

EASTERN	W	L	T	PCT.	PTS.	OPP.
NY Giants	14	2	0	.875	371	236
Washington*	12	4	0	.750	368	296
Dallas	7	9	0	.438	346	337
Philadelphia	5	10	1	.344	256	312
St. Louis	4	11	1	.281	218	351

CENTRAL	W	L	T	PCT.	PTS.	OPP.
Chicago	14	2	0	.875	352	187
Minnesota	9	7	0	.563	398	273
Detroit	5	11	0	.313	277	326
Green Bay	4	12	0	.250	254	418
Tampa Bay	2	14	0	.125	239	473

WESTERN	W	L	T	PCT.	PTS.	OPP.
San Francisco	10	5	1	.656	374	247
LA Rams*	10	6	0	.625	309	267
Atlanta	7	8	1	.469	280	280
New Orleans	7	9	0	.438	288	287

1987 REVIEW (9-6; 0-1 PLAYOFFS)

DATE	W/L	SCORE	OPPONENTS	ATT
09/13	L	17-40	at Denver	75,999
09/20	W	43-14	Kansas City	61,667
09/27			at San Diego	Cxl
10/04	W	24-20	Miami	19,448
10/11	L	10-17	Cincinnati	31,739
10/18	W	37-14	at Detroit	8,310
10/25	W	35-13	at L.A. Raiders	52,735
11/01	W	28-17	Minnesota	61,134
11/09	L	14-30	at N.Y. Jets (Mon.)	60,452
11/15	W	24-13	Green Bay	60,693
11/22	W	34-3	San Diego	62,444
11/30	L	14-37	L.A. Raiders (Mon.)	62,802
12/06	L	9-13	at Pittsburgh	48,881
12/13	W	28-21	Denver	61,759
12/20	W	34-21	at Chicago	62,518
12/27	L	20-41	at Kansas City	20,370
POSTSEASON				
01/03	L	20-23	at Houston (OT)	49,662
(AFC First-Round)				

TEAM STATISTICS	SEA	OPP
TOTAL FIRST DOWNS	301	297
Rushing	120	133
Passing	154	148
Penalty	27	16
3rd Down: Made/Att	92/189	85/196
3rd Down Pct.	48.7	43.4
4th Down: Made/Att	4/9	4/10
4th Down Pct.	44.4	40.0
POSSESSION AVG.	30:35	29:25
TOTAL NET YARDS	4735	5159
Avg. Per Game	315.7	343.9
Total Plays	937	954
Avg. Per Play	5.1	5.4
NET YARDS RUSHING	2023	2201
Avg. Per Game	134.9	146.7
Total Rushes	937	472
NET YARDS PASSING	2712	2958
Avg. Per Game	180.8	197.2
Sacked/Yards Lost	36/316	37/238
Gross Yards	3028	3196
Att./Completions	405/237	445/255
Completion Pct.	58.5	57.3
Had Intercepted	21	17
PUNTS/AVERAGE	61/38.9	63/39.1
NET PUNTING AVG.	33.1	32.7
PENALTIES/YARDS	79/668	104/890
FUMBLES/BALL LOST	32/16	38/21
TOUCHDOWNS	46	36
Rushing	13	14
Passing	31	20
Returns	2	2
TOTAL POINTS	371	314

BY QUARTERS	1	2	3	4	OT	TOT
SEA	79	132	95	65	---	371
OPP	51	110	75	78	---	314

SCORING	TDR	RU	PA	RT	PAT	FG	S	PTS
N. Johnson	0	0	0	0	40-40	15-20	0	85
Warner	10	8	2	0	0	0	0	60
Largent	8	0	8	0	0	0	0	48
Turner	6	0	6	0	0	0	0	36
SEA	46	13	31	2	44-46	17-22	0	371
OPP	36	14	20	2	35-36	21-26	0	314

RUSHING	ATT	YDS	AVG	LG	TD
Warner	234	985	4.2	57	8
J. L. Williams	113	500	4.4	48	1
Krieg	36	155	4.3	17	2
SEA	496	2023	4.1	57	13
OPP	472	2201	4.7	91	14

RECEIVING	NO	YDS	AVG	LG	TD
Largent	58	912	15.7	55	8
J. L. Williams	38	420	11.1	75	3
R. Butler	33	465	14.1	40	5
Skansi	19	207	10.9	25	1
SEA	237	3028	12.8	75	31
OPP	255	3196	12.5	81	20

INTERCEPTIONS	NO	YDS	AVG	LG	TD
Easley	4	47	11.8	22	0
Robinson	3	75	25.0	44	0
Jenkins	3	46	15.3	34	0
SEA	17	289	17.0	53	1
OPP	21	146	7.0	32	0

PUNT RETURNS	NO	FC	YDS	AVG	LG	TD
Edmonds	20	4	251	12.6	40	0
SEA	32	8	322	10.1	40	0
OPP	32	12	251	7.8	91	1

PUNTING	NO	YDS	AVG	NET	TB	I20	LG	B
Rodriguez	47	1880	40.0	34.0	5	17	63	0
SEA	61	2370	38.9	33.1	5	18	63	0
OPP	63	2465	39.1	32.7	4	13	60	1

KICKOFF RETURNS	NO	YDS	AVG	LG	TD
Edmonds	27	564	20.9	43	0
Hollis	10	263	26.3	41	0
SEA	64	1236	19.3	43	0
OPP	67	1379	20.6	92	1

FIELD GOALS	1-19	20-29	30-39	40-49	50+
N. Johnson	0-0	7-7	4-7	4-5	0-1
Hagler	0-0	2-2	0-0	0-0	0-0
SEA	0-0	9-9	4-7	4-5	0-1
OPP	0-0	7-7	9-9	5-8	0-2

PASSING	ATT	CMP	YDS	CMP%	YDS/ATT	TD	TD%	INT	INT%	LG	SACKED	RATING
Krieg	294	178	2131	60.5	7.25	23	7.8	15	5.1	75	27/247	87.6
Mathison	76	36	501	47.4	6.59	3	3.9	5	6.6	47	6/49	54.8
Kemp	33	23	396	69.7	12.00	5	15.2	1	3.0	55	3/20	137.1
SEA	405	237	3028	58.5	7.48	31	7.7	21	5.2	75	36/316	85.9
OPP	445	255	3196	57.3	7.18	20	4.5	17	3.8	81	37/238	78.8

DEFENSIVE STATISTICS

PLAYER	T	S	A	SAC	PD	FF	FR
F. Young	99	78	21	9.0	5	5	4
Bosworth	78	64	14	4.0	3	2	2
Robinson	69	49	19	0.0	3	0	1
Bryant	52	40	12	4.0	0	1	1
J. Green	48	36	12	9.5	0	3	1

RECORD (FINISH): 9-6 (2nd, AFC West). Lost wild card playoff at Houston 23-20 (OT).

HEAD COACH: Chuck Knox (48-31, .608)

ASSISTANTS: Tom Catlin (Asst. Head Coach/ Def. Coord./OLBs), Steve Moore (Off. Coord./WRs), George Dyer (DL), Chick Harris (RBs), Ralph Hawkins (DBs), Ken Meyer (QBs), Russ Purnell (TEs/Asst. Sp. Teams), Kent Stephenson (OL), Rusty Tillman (Sp. Teams/ILBs), Joe Vitt (Sp. Assign.)

CAPTAINS: WR Steve Largent and RB Curt Warner (Off), S Kenny Easley (Def), S Paul Moyer (Sp. Teams)

MVP: WR Steve Largent

PRO BOWL: S Kenny Easley (5), DE Jacob Green (2), WR Steve Largent (7), RB Curt Warner (3), LB Fredd Young (4)

NATIONAL HONORS: None

FIRST-TEAM ALL-NFL: WR Steve Largent (PFWA), G Bryan Millard (Films), RB Curt Warner (S-I, NEA), LB Fredd Young (AP, PFWA, Films, S-I, PFW, SN, NEA)

POS.	OFFENSE	STARTS
WR	Daryl Turner	8
LT	Ron Mattes	12
LG	Edwin Bailey	12
C	Blair Bush	11
RG	Bryan Millard	12
RT	Mike Wilson	12
TE	Mike Tice	12
WR	Steve Largent	13
QB	Dave Krieg	12
RB	Curt Warner	12
FB	John L. Williams	10
DEFENSE		
LE	Jacob Green	12
NT	Joe Nash	12
RE	Jeff Bryant	12
L.O.L.B.	Bruce Scholtz	7
	*Tony Woods	5
L.I.L.B.	Fredd Young	13
R.I.L.B.	*Brian Bosworth	12
R.O.L.B.	Greg Gaines	10
	*Tony Woods	2
LCB	Terry Taylor	12
RCB	Patrick Hunter	11
SS	Kenny Easley	11
FS	Eugene Robinson	12
SPECIAL TEAMS		
K	Norm Johnson	13
P	Ruben Rodriguez	13
*Rookie or first-year player		

AFC

EASTERN	W	L	T	PCT.	PTS.	OPP.
Indianapolis	9	6	0	.600	300	238
New England	8	7	0	.533	320	293
Miami	8	7	0	.533	362	335
Buffalo	7	8	0	.467	270	305
NY Jets	6	9	0	.400	280	312

CENTRAL	W	L	T	PCT.	PTS.	OPP.
Cleveland	10	5	0	.677	390	239
Houston*	9	6	0	.600	345	349
Pittsburgh	8	7	0	.533	285	299
Cincinnati	4	11	0	.267	285	370

WESTERN	W	L	T	PCT.	PTS.	OPP.
Denver	10	4	1	.700	379	288
Seattle*	9	6	0	.600	371	314
San Diego	8	7	0	.533	253	317
LA Raiders	5	10	0	.333	301	289
Kansas City	4	11	0	.267	273	388

NFC

EASTERN	W	L	T	PCT.	PTS.	OPP.
Washington	11	4	0	.733	379	385
Dallas	7	8	0	.467	340	348
St. Louis	7	8	0	.467	362	268
Philadelphia	7	8	0	.467	337	380
NY Giants	6	9	0	.400	280	312

CENTRAL	W	L	T	PCT.	PTS.	OPP.
Chicago	11	4	0	.733	356	282
Minnesota*	8	7	0	.533	336	335
Green Bay	5	9	1	.367	255	300
Tampa Bay	4	11	0	.267	286	360
Detroit	4	11	0	.267	269	384

WESTERN	W	L	T	PCT.	PTS.	OPP.
San Francisco	13	2	0	.867	459	253
New Orleans*	12	3	0	.800	422	283
LA Rams	6	9	0	.400	317	361
Atlanta	3	12	0	.200	205	436

1988 REVIEW (9-7; 0-1 PLAYOFFS)

DATE	W/L	SCORE	OPPONENT	ATT
09/04	W	21-14	at Denver	75,986
09/11	W	31-10	Kansas City	61,512
09/18	L	6-17	at San Diego	44,449
09/25	L	7-38	San Francisco	62,382
10/02	W	31-20	at Atlanta	28,619
10/09	W	16-10	at Cleveland	78,605
10/16	L	19-20	New Orleans	63,569
10/23	L	10-31	at L.A. Rams	57,033
10/30	W	17-14	San Diego	59,641
11/06	L	3-13	Buffalo	61,074
11/13	W	27-24	Houston	60,446
11/20	L	24-27	at Kansas City	33,152
11/28	W	35-27	L.A. Raiders (Mon.)	62,641
12/04	L	7-13	at New England	59,068
12/11	W	42-14	Denver	62,839
12/18	W	43-37	at L.A. Raiders	61,127
POSTSEASON				
12/31	L	13-21	at Cincinnati (Sat.) (AFC Divisional Playoff)	58,560

TEAM STATISTICS	SEA	OPP
TOTAL FIRST DOWNS	291	321
Rushing	125	134
Passing	139	171
Penalty	27	16
3rd Down: Made/Att	83/211	96/219
3rd Down Pct.	39.3	43.8
4th Down: Made/Att	7/16	10/16
4th Down Pct.	43.8	62.5
POSSESSION AVG.	28:32	31:28
TOTAL NET YARDS	4842	5639
Avg. Per Game	302.6	352.4
Total Plays	983	1040
Avg. Per Play	4.9	5.4
NET YARDS RUSHING	2086	2286
Avg. Per Game	130.4	142.9
Total Rushes	517	509
NET YARDS PASSING	2756	3353
Avg. Per Game	172.3	209.6
Sacked/Yards Lost	29/223	30/265
Gross Yards	2979	3618
Att./Completions	437/245	501/280
Completion Pct.	56.1	55.9
Had Intercepted	20	22
PUNTS/AVERAGE	70/40.8	66/42.1
NET PUNTING AVG.	36.8	35.7
PENALTIES/YARDS	89/790	111/861
FUMBLES/BALL LOST	29/14	31/18
TOUCHDOWNS	39	38
Rushing	14	14
Passing	22	21
Returns	3	3
TOTAL POINTS	339	329

PASSING	ATT	CMP	YDS	CMP%	YDS/ATT	TD	TD%	INT	INT%	LG	SACKED	RATING
Krieg	228	134	1741	58.8	7.64	18	7.9	8	3.5	75	12/92	94.6
Stouffer	173	98	1106	56.6	6.39	4	2.3	6	3.5	53	13/110	69.2
Kemp	35	13	132	37.1	3.77	0	0.0	4	14.8	19	3/21	---
SEA	437	245	2979	56.1	6.82	22	5.0	20	4.6	75	29/233	74.9
OPP	501	280	3618	55.9	7.22	21	4.2	22	4.4	69	30/265	74.4

BY QUARTERS	1	2	3	4	OT	TOT
SEA	58	124	83	74	---	339
OPP	75	90	72	92	---	329

SCORING	TD	RU	PA	RT	PAT	FG	SPTS
N. Johnson	0	0	0	0	39-39	22-28	0105
Warner	12	10	2	0	0	0	0 72
Blades	8	0	8	0	0	0	0 48
Williams	7	4	3	0	0	0	0 42
Butler	4	0	4	0	0	0	0 24
SEA	39	14	22	3	39-39	22-28	0339
OPP	38	14	21	3	38-38	21-32	0329

RUSHING	ATT	YDS	AVG	LG	TD
Warner	266	1025	3.9	29	10
Williams	189	877	4.6	44	4
SEA	517	2986	4.0	44	14
OPP	509	2286	4.5	42	14

RECEIVING	NO	YDS	AVG	LG	TD
Williams	58	651	11.2	75	3
Blades	40	682	17.1	55	8
Largent	39	645	16.5	46	2
Tice	29	244	8.4	26	0
SEA	245	2979	12.2	75	22
OPP	280	3618	12.9	69	21

INTERCEPTIONS	NO	YDS	AVG	LG	TD
Moyer	6	79	13.2	34	0
Taylor	5	53	10.6	27	1
Jenkins	3	41	13.7	21	0
SEA	22	280	12.7	34	1
OPP	20	195	9.8	55	1

PUNTING	NO	YDS	AVG	NET	TB	I20	LG	B
Rodriguez	70	2858	40.8	36.8	4	14	68	0
SEA	70	2858	40.8	36.8	4	14	68	0
OPP	66	2778	42.1	35.7	4	22	59	0

PUNT RETURNS	NO	FC	YDS	AVG	LG	TD
Edmonds	35	8	340	9.7	41	0
SEA	37	8	340	9.2	41	0
OPP	36	14	202	5.6	16	0

KICKOFF RETURNS	NO	YDS	AVG	LG	TD
Edmonds	40	900	22.5	65	0
Morris	11	218	19.8	30	0
SEA	62	1352	21.8	65	0
OPP	66	1207	18.3	95	0

FIELD GOALS	1-19	20-29	30-39	40-49	50+
N. Johnson	1-1	4-4	7-9	10-14	0-0
SEA	1-1	4-4	7-9	10-14	0-0
OPP	0-0	10-11	6-10	4-6	1-5

DEFENSIVE STATISTICS

PLAYER	T	S	A	SAC	PD	FF	FR
Robinson	114	85	29	1.0	3	1	0
Wyman	97	71	26	2.5	0	1	2
Bosworth	82	55	27	0.0	3	1	1
Woods	80	57	23	5.0	2	0	1
Moyer	73	52	21	0.0	2	0	2

RECORD (FINISH): 9-7 (1st, AFC West). Lost divisional playoff at Cincinnati 21-13.

HEAD COACH: Chuck Knox (57-38, . 600)

ASSISTANTS: Tom Catlin (Asst. Head Coach/ Def. Coord./OLBs), Steve Moore (Off. Coord./WRs), George Dyer (DL), Chick Harris (RBs), Ralph Hawkins (DBs), Ken Meyer (QBs), Russ Purnell (TEs/Asst. Sp. Teams), Kent Stephenson (OL), Rusty Tillman (Sp. Teams/ILBs), Joe Vitt (Sp. Assign.)

CAPTAINS: WR Steve Largent (Off), DE Jacob Green and S Eugene Robinson (Def), Game-to-Game (Sp. Teams)

MVP: FB John L. Williams

PRO BOWL: QB Dave Krieg (2), Sp. Rufus Porter (1)

NATIONAL HONORS: WR Steve Largent, NFL Man of the Year

FIRST-TEAM ALL-NFL: G Bryan Millard (S-1), Sp. Teams Rufus Porter (PFW, C&PFN)

POS.	OFFENSE	STARTS
WR	*Brian Blades	7
	Ray Butler	5
LT	Ron Mattes	16
LG	Edwin Bailey	16
C	Blair Bush	14
RG	Bryan Millard	14
RT	Mike Wilson	16
TE	Mike Tice	16
WR	Steve Largent	15
QB	Dave Krieg	9
	*Kelly Stouffer	6
	Jeff Kemp	1
RB	Curt Warner	16
FB	John L. Williams	16
	DEFENSE	
LE	Jacob Green	16
NT	Joe Nash	15
RE	Jeff Bryant	12
LOLB	Bruce Scholtz	15
LILB	Brian Bosworth	10
	Darren Comeaux	6
RILB	Dave Wyman	16
ROLB	Tony Woods	16
LCB	Terry Taylor	8
	Melvin Jenkins	8
RCB	*Patrick Hunter	8
	Melvin Jenkins	8
SS	Paul Moyer	16
FS	Eugene Robinson	16
	SPECIAL TEAMS	
K	Norm Johnson	16
P	Ruben Rodriguez	16
	*Rookie or first-year player	

AFC

EASTERN	W	L	T	PCT.	PTS.	OPP.
Buffalo	12	4	0	.750	329	237
Indianapolis	9	7	0	.563	354	315
New England	9	7	0	.563	250	284
NY Jets	8	7	1	.531	372	354
Miami	6	10	0	.375	319	380

CENTRAL	W	L	T	PCT.	PTS.	OPP.
Cincinnati	12	4	0	.750	448	329
Cleveland*	10	6	0	.625	304	288
Houston*	10	6	0	.625	424	365
Pittsburgh	5	11	0	.313	336	421

WESTERN	W	L	T	PCT.	PTS.	OPP.
Seattle	9	7	0	.453	339	329
Denver	8	8	0	.500	327	352
LA Raiders	7	9	0	.438	325	369
San Diego	6	10	0	.375	231	332
Kansas City	4	11	1	.281	254	320

NFC

EASTERN	W	L	T	PCT.	PTS.	OPP.
Philadelphia	10	6	0	.625	379	319
NY Giants	10	6	0	.625	359	304
Washington	7	9	0	.438	345	387
Phoenix	7	9	0	.438	344	398
Dallas	3	13	0	.188	265	381

CENTRAL	W	L	T	PCT.	PTS.	OPP.
Chicago	12	4	0	.750	312	215
Minnesota*	11	5	0	.688	406	233
Tampa Bay	5	11	0	.313	261	350
Detroit	4	12	0	.250	220	313
Green Bay	4	12	0	.250	240	315

WESTERN	W	L	T	PCT.	PTS.	OPP.
San Francisco	10	6	0	.625	369	294
LA Rams*	10	6	0	.625	407	293
New Orleans	10	6	0	.625	312	283
Atlanta	5	11	0	.313	244	315

1989 REVIEW (7-9)

DATE	W/L	SCORE	OPPONENTS	ATT
09/10	L	7-31	at Philadelphia	64,287
09/17	L	24-34	Phoenix	60,444
09/24	W	24-3	at New England	48,025
10/01	W	24-20	at L.A. Raiders	44,319
10/08	L	16-20	Kansas City	60,715
10/15	W	17-16	at San Diego	50,079
10/22	L	21-24	Denver (OT)	62,353
10/29	W	10-7	San Diego	59,691
11/05	L	10-20	at Kansas City	54,489
11/12	L	7-17	Cleveland	58,978
11/19	L	3-15	at N.Y. Giants	75,014
11/26	L	14-41	at Denver	75,117
12/04	W	17-16	Buffalo (Mon)	57,682
12/10	W	24-17	at Cincinnati	54,744
12/17	W	23-17	L.A. Raiders	61,076
12/23	L	0-29	Washington (Sat)	60,294

BY QUARTERS	1	2	3	4	OT	TOT
SEA	72	60	41	68	0	241
OPP	81	80	86	77	3	327

SCORING	TD	RU	PA	RT	PAT	FG	SP	Ts
N. Johnson	0	0	0	0	27-27	15-25	0	72
Williams	7	1	6	0	0	0	0	42
Blades	5	0	5	0	0	0	0	30
Skansi	5	0	5	0	0	0	0	30
Warner	4	3	1	0	0	0	0	24
SEA	28	5	21	228-28	15-25	0241		
OPP	37	11	23	335-37	22-32	2327		

TEAM STATISTICS	SEA	OPP
TOTAL FIRST DOWNS	290	293
Rushing	86	119
Passing	180	158
Penalty	24	16
3rd Down: Made/Att	85/211	89/213
3rd Down Pct.	40.3	41.8
4th Down: Made/Att	8/17	5/16
4th Down Pct.	47.1	31.3
POSSESSION AVG.	29:20	30:40
TOTAL NET YARDS	4596	5215
Avg. Per Game	287.3	325.9
Total Plays	1010	997
Avg. Per Play	4.6	5.2
NET YARDS RUSHING	1392	2118
Avg. Per Game	87.0	132.4
Total Rushes	405	520
NET YARDS PASSING	3204	3097
Avg. Per Game	200.3	193.6
Sacked/Yards Lost	46/379	32/235
Gross Yards	3583	3332
Att./Completions	559/316	445/252
Completion Pct.	56.5	56.6
Had Intercepted	23	9
PUNTS/AVERAGE	76/39.4	74/39.2
NET PUNTING AVG.	32.9	33.9
PENALTIES/YARDS	79/738	118/809
FUMBLES/BALL LOST	43/14	26/13
TOUCHDOWNS	28	37
Rushing	5	11
Passing	21	13
Returns	2	3
TOTAL POINTS	241	327

RUSHING	ATT	Yds	AVG	LG	TD
Warner	194	631	3.3	34	3
Williams	146	499	3.4	21	1
Krieg	40	160	4.0	18	0
SEA	405	1392	3.4	34	5
OPP	520	2118	4.1	38	11

RECEIVING	NO	Yds	AVG	LG	TD
Blades	77	1063	13.8	60	5
Williams	76	657	8.6	51	6
Skansi	39	488	12.5	26	5
Largent	28	403	14.4	33	3
Clark	25	260	10.4	28	1
Warner	23	153	6.7	24	1
SEA	316	3583	11.3	60	21
OPP	252	3332	13.2	69	23

INTERCEPTIONS	NO	Yds	AVG	LG	TD
Robinson	5	24	4.8	20	0
Harper	2	15	7.5	15	0
SEA	9	57	6.3	20	0
OPP	23	248	10.8	30	2

PUNTING	NO	Yds	AVG	NET	TB	I20	LG	B
Rodriguez	75	2995	39.9	32.9	8	17	59	1
SEA	75	2995	39.9	32.9	8	17	59	1
OPP	74	2902	39.2	33.9	7	21	60	0

PUNT RETURNS	NO	FC	Yds	AVG	LG	TD
Hollis	18	7	164	9.1	21	0
Jefferson	12	10	87	7.3	19	0
SEA	30	17	251	8.4	21	0
OPP	41	12	334	8.1	49	0

PASSING	ATT	CMP	Yds	CMP%	Yds/ATT	TD	TD%	INT	INT%	LG	SACKED	RATING
Krieg	499	286	3309	57.3	6.63	21	4.2	20	4.0	60	37/289	74.8
Stouffer	59	29	270	49.2	4.58	0	0.0	3	5.1	29	9/90	40.9
SEA	559	316	3583	56.5	6.41	21	3.8	23	4.1	60	46/379	71.3
OPP	445	252	3332	56.6	7.49	23	5.2	9	2.0	69	32/235	89.3

KICKOFF RETURNS	No	YDS	AVG	LG
TD				
Jefferson	22	511	23.2	91
Harris	18	334	18.6	25
Hollis	15	247	16.5	30
SEA	65	1246	19.2	97
OPP	44	814	18.5	37

FIELD GOALS	1-19	20-29	30-39	40-49	50+
N. Johnson	1-1	6-7	3-4	4-8	1-5
SEA	1-1	6-7	3-4	4-8	1-5
OPP	1-1	10-13	8-10	3-7	0-1

DEFENSIVE STATISTICS

PLAYER	T	S	A	SAC	PD	FF	FR
Robinson	102	72	30	0.0	5	2	0
Wyman	98	72	26	0.0	1	2	0
Glasgow	97	77	20	0.0	7	0	5
Nash	92	65	27	8.0	1	3	0
Comeaux	88	64	24	0.0	1	0	1
Bryant	68	50	18	3.5	2	2	0

RECORD (FINISH): 7-9 (4th, AFC West)
HEAD COACH: Chuck Knox (64-47, .577)
ASSISTANTS: Tom Catlin (Asst. Head Coach/ Def. Coord./OLBs), John Becker (Off. Coord./WRs), George Dyer (DL), Chick Harris (RBs), Ken Meyer (QBs), Rod Perry (DBs), Russ Purnell (TEs/Asst. Sp. Teams), Kent Stephenson (OL), Rusty Tillman (Sp. Teams/ILBs), Joe Vitt (Sp. Assign.)
CAPTAINS: WR Steve Largent (Off), DE Jacob Green (Def), Game-to-Game (Sp. Teams)
MVP: WR Brian Blades
PRO BOWL: WR Brian Blades (1), QB Dave Krieg (3), Sp. Rufus Porter (2)
NATIONAL HONORS: None
FIRST-TEAM ALL-NFL: None

Pos.	OFFENSE	STARTS
WR	Brian Blades	14
LT	*Andy Heck	8
	Ron Mattes	8
LG	Edwin Bailey	16
C	Grant Feasel	16
RG	Bryan Millard	16
RT	Mike Wilson	16
TE	*Robert Tyler	9
	*Travis McNeal	6
WR	Steve Largent	9
	Louis Clark	6
QB	Dave Krieg	14
	Kelly Stouffer	2
RB	Curt Warner	15
FB	John L. Williams	15
	DEFENSE	
LE	Jacob Green	14
NT	Joe Nash	16
RE	Jeff Bryant	15
LOLB	Rufus Porter	3
	Tony Woods	12
LILB	Brian Bosworth	2
	Darren Comeaux	13
RILB	Dave Wyman	16
ROLB	Vernon Maxwell	9
	M.L. Johnson	6
LCB	Dwayne Harper	13
RCB	Patrick Hunter	14
SS	Nesby Glasgow	16
FS	Eugene Robinson	14
	SPECIAL TEAMS	
K	Norm Johnson	16
P	Ruben Rodriguez	16
	*Rookie or first-year player	

AFC

EASTERN	W	L	T	PCT.	PTS.	OPP.
Buffalo	9	7	0	.563	409	317
Indianapolis	8	8	0	.500	298	301
Miami	8	8	0	.500	331	379
New England	5	11	0	.313	297	391
NY Jets	4	12	0	.250	253	411

CENTRAL	W	L	T	PCT.	PTS.	OPP.
Cleveland	9	6	1	.594	334	254
Houston*	9	7	0	.563	365	412
Pittsburgh*	9	7	0	.563	265	326
Cincinnati	8	8	0	.500	404	285

WESTERN	W	L	T	PCT.	PTS.	OPP.
Denver	11	5	0	.688	362	226
Kansas City	8	7	1	.531	318	286
LA Raiders	8	8	0	.500	315	297
Seattle	7	9	0	.438	241	327
San Diego	6	10	0	.375	266	290

NFC

EASTERN	W	L	T	PCT.	PTS.	OPP.
NY Giants	12	4	0	.750	348	252
Philadelphia*	11	5	0	.688	342	274
Washington	10	6	0	.625	386	308
Phoenix	5	11	0	.313	258	377
Dallas	1	15	0	.063	204	393

CENTRAL	W	L	T	PCT.	PTS.	OPP.
Minnesota	10	6	0	.625	351	275
Green Bay	10	6	0	.625	362	356
Detroit	7	9	0	.438	312	364
Chicago	6	10	0	.375	358	377
Tampa Bay	5	11	0	.313	320	419

WESTERN	W	L	T	PCT.	PTS.	OPP.
San Francisco	14	2	0	.875	442	253
LA Rams*	11	5	0	.688	426	344
New Orleans	9	7	0	.563	386	301
Atlanta	3	13	0	.188	279	437

1990 REVIEW (9-7)

DATE	W/L	SCORE	OPPONENTS	ATT
09/09	L	0-17	at Chicago	64,400
09/16	L	13-17	L.A. Raiders	61,889
09/23	L	31-34	at Denver (OT)	75,290
10/01	W	31-16	Cincinnati (Mon.)	60,135
10/07	W	33-20	at New England	39,735
10/14	L	17-24	at L.A. Raiders	50,624
10/21	W	19-7	Kansas City	60,358
10/28			BYE	
11/04	L	14-31	San Diego	59,646
11/11	W	17-16	at Kansas City	71,285
11/18	L	21-24	Minnesota	59,735
11/25	W	13-10	at S. Diego (OT)	50,097
12/02	W	13-10	Houston (OT)	57,592
12/09	W	20-14	at Green Bay	52,015
12/16	L	17-24	at Miami	57,851
12/23	W	17-12	Denver	55,845
12/30	W	30-10	Detroit	50,681

BY QUARTERS	1	2	3	4	OT	TOT
SEA	50	94	60	96	6	306
OPP	50	112	53	68	3	286

SCORING	TDS	RU	PA	RT	PAT	FG	SPTS
Johnson	0	0	0	0	33-34	23-32	0102
Fenner	15	14	1	0	0	0	0 90
Chadwick	4	0	4	0	0	0	0 24
Kane	4	0	4	0	0	0	0 24
Blades	3	0	3	0	0	0	0 18
Williams	3	3	0	0	0	0	0 18
SEA	34	18	15	1	33-34	23-32	0306
OPP	32	7	19	6	32-32	20-27	1286

RUSHING	ATT	YDS	AVG	LG	TD
Fenner	215	859	4.0	36	14
Williams	187	714	3.8	25	3
Krieg	32	115	3.6	25	0
SEA	457	1749	3.8	36	18
OPP	413	1605	3.9	58	7

TEAM STATISTICS	SEA	OPP
TOTAL FIRST DOWNS	284	280
Rushing	111	86
Passing	155	171
Penalty	18	23
3rd Down: Made/Att	87/200	83/207
3rd Down Pct.	43.5	40.1
4th Down: Made/Att	6/7	7/11
4th Down Pct.	85.7	63.6
POSSESSION AVG.	30:47	29:13
TOTAL NET YARDS	4583	4609
Avg. Per Game	286.4	288.1
Total Plays	945	950
Avg. Per Play	4.8	4.9
NET YARDS RUSHING	1749	1605
Avg. Per Game	109.3	100.3
Total Rushes	457	413
NET YARDS PASSING	2834	3004
Avg. Per Game	177.1	187.8
Sacked/Yards Lost	40/360	33/252
Gross Yards	3194	3256
Att./Completions	448/265	504/300
Completion Pct.	59.2	59.5
Had Intercepted	20	12
PUNTS/AVERAGE	67/40.6	77/41.9
NET PUNTING AVG.	34.4	36.2
PENALTIES/YARDS	89/746	108/766
FUMBLES/BALL LOST	32/16	32/18
TOUCHDOWNS	34	32
Rushing	18	7
Passing	15	19
Returns	1	6
TOTAL POINTS	306	286

RECEIVING	NO	YDS	AVG	LG	TD
Williams	73	699	9.6	60	0
Kane	52	776	14.9	63	4
Blades	49	525	10.7	24	3
Chadwick	27	478	17.7	54	4
Skansi	22	257	11.7	25	2
Fenner	17	143	8.4	50	1
SEA	265	3194	12.1	63	15
OPP	300	3256	10.9	46	19

INTERCEPTIONS	NO	YDS	AVG	LG	TD
Robinson	3	89	29.7	39	0
Harper	3	69	23.0	47	0
SEA	12	182	15.2	47	0
OPP	20	252	12.6	42	0

PUNTING	NO	YDS	AVG	NET	TB	I20	LG	B
Donnelly	67	2722	40.6	34.4	8	18	54	0
SEA	67	2722	40.6	34.4	8	18	54	0
OPP	77	3225	41.9	36.2	5	22	67	0

PUNT RETURNS	NO	FC	YDS	AVG	LG	TD
Warren	28	16	269	9.6	39	0
Jefferson	8	0	68	8.5	14	0
SEA	36	16	337	9.4	39	0
OPP	29	21	254	8.8	66	2

PASSING RATING	ATT	CMP	YDS	CMP%	YDS/ATT	TD	TD%	INT	INT%	LG	SACKED	
Krieg	448	265	3194	59.2	7.13	15	3.3	20	4.5	63	40/360	73.6
SEA	448	265	3194	59.2	7.13	15	3.3	20	4.5	63	40/360	73.6
OPP	504	300	3256	59.5	6.46	19	3.8	12	2.4	46	33/252	81.3

KICKOFF RETURNS	No	YDS	AVG	LG
TD				
Warren	23	478	20.8	71
Loville	18	359	19.9	29
SEA	50	985	19.7	71
OPP	51	910	17.8	39

FIELD GOALS	1-19	20-29	30-39	40-49	50+
Johnson	2-2	7-7	8-14	5-6	1-3
SEA	2-2	7-7	8-14	5-6	1-3
OPP	0-0	11-11	3-5	5-8	1-3

DEFENSIVE STATISTICS

PLAYER	T	S	A	SAC	PD	FF	FR
Glasgow	83	70	13	2.0	2	3	1
Robinson	82	63	19	0.0	5	1	4
Harper	71	62	9	0.0	4	1	0
George	60	44	16	12.5	2	3	1
Hunter	56	48	8	0.0	10	1	1
Nash	53	41	12	1.0	0	1	1

RECORD (FINISH): 9-7 (3rd, AFC West)

HEAD COACH: Chuck Knox (73-54, .575)

ASSISTANTS: Tom Catlin (Asst. Head Coach/ Def. Coord./OLBs), John Becker (Off. Coord./WRs), George Dyer (DL), Chick Harris (RBs), Ken Meyer (QBs), Rod Perry (DBs), Russ Purnell (TEs/Asst. Sp. Teams), Frank Raines (Strength & Cond.), Kent Stephenson (OL), Rusty Tillman (Sp. Teams/ILBs), Joe Vitt (Sp. Assign.)

CAPTAINS: QB Dave Krieg (Off), DE Jacob Green (Def), Game-to-Game (Sp. Teams)

MVP: FB John L. Williams

PRO BOWL: FB John L. Williams (1)

NATIONAL HONORS: SS Kenny Easley and WR Steve Largent, All-NFL Decade of the 1980's Team (Hall of Fame)

FIRST-TEAM ALL-NFL: None

POS.	OFFENSE	STARTS
WR	Tommy Kane	11
LT	Andy Heck	16
LG	Edwin Bailey	11
C	Grant Feasel	16
RG	Bryan Millard	16
RT	Ron Mattes	7
	Ronnie Lee	9
TE	Travis McNeal	14
WR	Brian Blades	16
QB	Dave Krieg	16
RB	Derrick Fenner	15
FB	John L. Williams	16
DEFENSE		
LE	Jacob Green	16
LT	Joe Nash	16
RT	Jeff Bryant	14
	*Cortez Kennedy	2
RE	Tony Woods	15
LLB	*Terry Wooden	8
MLB	Darren Comeaux	8
	Dave Wyman	8
RLB	Rufus Porter	12
LCB	Dwayne Harper	16
RCB	Patrick Hunter	16
SS	*Robert Blackmon	3
	Nesby Glasgow	13
FS	Eugene Robinson	16
SPECIAL TEAMS		
K	Norm Johnson	16
P	Rick Donnelly	16
	*Rookie or first-year player	

		AFC					
EASTERN	W	L	T	PCT.	PTS.	OPP.	
Buffalo	13	3	0	.813	428	263	
Miami*	12	4	0	.750	336	242	
Indianapolis	7	9	0	.438	281	353	
NY Jets	6	10	0	.375	295	345	
New England	1	15	0	.063	181	446	

		AFC					
CENTRAL	W	L	T	PCT.	PTS.	OPP.	
Cincinnati	9	7	0	.563	360	352	
Houston*	9	7	0	.563	405	307	
Pittsburgh	9	7	0	.563	292	240	
Cleveland	3	13	0	.188	228	462	

		AFC					
WESTERN	W	L	T	PCT.	PTS.	OPP.	
LA Raiders	12	4	0	.750	337	268	
Kansas City*	11	5	0	.688	369	257	
Seattle	9	7	0	.563	306	286	
San Diego	6	10	0	.375	315	281	
Denver	5	11	0	.313	331	374	

		NFC					
EASTERN	W	L	T	PCT.	PTS.	OPP.	
NY Giants	13	3	0	.813	335	211	
Philadelphia*	10	6	0	.625	396	299	
Washington*	10	6	0	.625	381	301	
Dallas	7	9	0	.438	244	308	
Phoenix	5	11	0	.313	268	296	

		NFC					
CENTRAL	W	L	T	PCT.	PTS.	OPP.	
Chicago	11	5	0	.688	348	280	
Tampa Bay	6	10	0	.375	264	367	
Detroit	6	10	0	.375	373	413	
Green Bay	6	10	0	.375	271	347	
Minnesota	6	10	0	.375	351	326	

		NFC					
WESTERN	W	L	T	PCT.	PTS.	OPP.	
San Francisco	14	2	0	.875	353	239	
New Orleans*	8	8	0	.500	274	275	
LA Rams	5	11	0	.313	345	412	
Atlanta	5	11	0	.313	348	365	

1991 REVIEW (7-9)

DATE	W/L	SCORE	OPPONENTS	ATT
09/01	L	24-27	at New Orleans	68,492
09/08	W	20-13	N.Y. Jets	56,770
09/15	L	10-16	at Denver	74,152
09/22	L	13-20	at Kansas City	71,789
09/29	W	31-3	Indianapolis	56,656
10/06	W	13-7	at Cincinnati	60,010
10/13	L	20-23	L.A. Raiders (OT)	61,974
10/20	W	27-7	at Pittsburgh	54,678
10/27	W	20-9	San Diego	58,025
11/03			BYE	
11/10	L	14-17	at San Diego	43,597
11/17	L	7-31	at L.A. Raiders	49,317
11/24	W	13-10	Denver	60,430
12/01	L	6-19	Kansas City	57,248
12/08	L	22-24	San Francisco	56,711
12/15	L	13-26	at Atlanta	53,834
12/22	W	23-9	L.A. Rams	51,100

BY QUARTERS	1	2	3	4	OT	TOT
SEA	39	78	79	80	0	276
OPP	25	112	47	74	3	261

SCORING	TD	RU	PA	RT	PAT	FG	S	P	T
Kasay	0	0	0	0	27/28	25/31	0	102	
Williams	5	4	1	0	0	0	0	30	
Fenner	4	4	0	0	0	0	0	24	
Tice	4	0	4	0	0	0	0	24	
SEA	29	11	15	3	27/29	25/31	0	276	
OPP	25	4	18	3	25/25	28/32	1	261	

TEAM STATISTICS	SEA	OPP
TOTAL FIRST DOWNS	253	263
Rushing	80	92
Passing	159	159
Penalty	14	12
3rd Down: Made/Att	67/193	78/220
3rd Down Pct.	34.7	35.5
4th Down: Made/Att	2/9	9/20
4th Down Pct.	22.2	45.0
POSSESSION AVG.	29:27	30:33
TOTAL NET YARDS	4534	4703
Avg. Per Game	283.4	293.9
Total Plays	924	988
Avg. Per Play	4.9	4.8
NET YARDS RUSHING	1426	1684
Avg. Per Game	89.1	105.3
Total Rushes	394	435
NET YARDS PASSING	3108	3019
Avg. Per Game	194.3	188.7
Sacked/Yards Lost	42/263	36/269
Gross Yards	3371	3288
Att/Comp	488/290	517/296
Completion Pct.	59.4	57.3
Had Intercepted	26	18
PUNTS/AVERAGE	76/40.6	79/39.1
NET PUNTING AVG.	35.7	33.0
PENALTIES/YARDS	85/682	108/845
FUMBLES/BALL LOST	26/17	34/21
TOUCHDOWNS	29	25
Rushing	11	4
Passing	15	1
Returns	3	3
TOTAL POINTS	276	261

RUSHING	ATT	Yds	AVG	LG	TD
Williams	188	741	3.9	42	4
Fenner	91	267	2.9	15	4
Jones	45	154	3.4	22	3
SEA	394	1426	3.6	42	11
OPP	435	1684	3.9	32	4

RECEIVING	No	Yds	AVG	LG	TD
Blades	70	1003	14.3	52	2
Williams	61	499	8.2	35	1
Kane	50	763	15.3	60	2
Chadwick	22	255	11.6	29	3
SEA	290	3371	11.6	60	15
OPP	296	3288	11.1	161	18

INTERCEPTIONS	No	Yds	AVG	LG	TD
Robinson	5	56	11.2	27	0
Harper	4	84	21.0	43	0
SEA	18	302	16.8	43	2
OPP	26	334	12.8	58	2

PUNTING	No	Yds	AVG	NET	TB	120	LG	B
Tuten	49	2106	43.0	36.9	3	8	60	0
Donnelly	13	505	38.8	33.8	1	1	57	0
Waits	14	474	33.9	33.6	0	2	50	0
SEA	76	3085	40.6	35.7	4	11	60	0
OPP	79	3089	39.1	33.0	8	20	65	1

PUNT RETURNS	No	FC	Yds	AVG	LG	TD
Warren	32	19	298	9.3	159	1
SEA	38	20	325	8.6	159	1
OPP	40	18	289	7.2	29	0

KICKOFF RETURNS	No	Yds	AVG	LG
TD				
Warren	35	792	22.6	55
Loville	18	412	22.9	50
SEA	60	1280	21.3	55
OPP	51	858	16.8	38

PASSING	ATT	CMP	Yds	CMP%	Yds/ATT	TD	TD%	INT	INT%	LG	SACKED	RATING
Krieg	285	187	2080	65.6	7.30	11	3.9	12	4.2	60	32/216	82.5
Kemp	181	94	1207	51.9	6.67	4	2.2	12	6.6	52	8/38	52.9
Stouffer	15	6	57	40.0	3.80	0	0.0	1	6.7	19	2/9	23.5
McGwire	7	3	27	42.9	3.86	0	0.0	1	14.3	13	0/0	14.3
SEA	488	290	3371	59.4	6.91	15	3.1	26	5.3	60	42/263	68.4
OPP	517	296	3288	57.3	6.36	18	3.5	18	3.5	61t	36/269	73.4

FIELD GOALS	1-19	20-29	30-39	40-49	50+
Kasay	1/1	5/6	11/14	6/7	2/3
OPP	1/1	7/7	9/9	6/7	5/8

DEFENSIVE STATISTICS

PLAYER	T	S	A	SAC	PD	FF	FR
Wooden	105	80	25	2.0	9	1	4
Robinson	91	67	24	1.0	3	1	1
Porter	71	51	20	10.0	15	4	0
Comeaux	69	51	18	0.5	5	4	0
Harper	69	58	11	0.0	1	1	0
Kennedy	67	59	8	6.5	12	1	1

RECORD (FINISH): 7-9 (4th, AFC West)

HEAD COACH: Chuck Knox (80-63, .559)

ASSISTANTS: Tom Catlin (Asst. Head Coach/ Def. Coord./OLBs), John Becker (Off. Coord./WRs), George Dyer (DL), Chick Harris (RBs), Ken Meyer (QBs), Paul Moyer (Staff Asst.), Rod Perry (DBs), Russ Purnell (TEs/Asst. Sp. Teams), Frank Raines (Strength & Cond.), Kent Stephenson (OL), Rusty Tillman (Sp. Teams/ILBs), Joe Vitt (Sp. Assign.)

CAPTAINS: QB Dave Krieg (Off), DE Jacob Green (Def), Game-to-Game (Sp. Teams)

MVP: FS Eugene Robinson

PRO BOWL: DT Cortez Kennedy (1), FB John L. Williams (2)

NATIONAL HONORS: None

FIRST-TEAM ALL-NFL: CB Dwayne Harper (SI), FS Eugene Robinson (SI)

POS.	OFFENSE	STARTS
WR	Tommy Kane	15
LT	Andy Heck	16
LG	Warren Wheat	7
	Darrick Brilz	6
C	Grant Feasel	15
RG	Bryan Millard	16
RT	Ronnie Lee	7
	Bill Hitchcock	9
TE	Mike Tice	15
WR	Brian Blades	16
QB	Dave Krieg	9
	Jeff Kemp	5
	*Dan McGwire	1
	Kelly Stouffer	1
RB	Derrick Fenner	8
	James Jones	6
FB	John L. Williams	16
	DEFENSE	
LE	Jacob Green	16
LT	Jeff Bryant	14
RT	Cortez Kennedy	16
RE	Tony Woods	14
LLB	Terry Wooden	15
MLB	Darren Comeaux	11
RLB	Rufus Porter	15
LCB	Dwayne Harper	16
RCB	Patrick Hunter	15
SS	Robert Blackmon	16
FS	Eugene Robinson	16
	SPECIAL TEAMS	
K	*John Kasay	16
P	Rick Tuten	10

*Rookie or first-year player

AFC

EASTERN	W	L	T	PCT.	PTS.	OPP.
Buffalo	13	3	0	.813	458	318
NY Jets*	8	8	0	.500	314	293
Miami	8	8	0	.500	343	349
New England	6	10	0	.375	211	305
Indianapolis	1	15	0	.063	143	381

CENTRAL	W	L	T	PCT.	PTS.	OPP.
Houston	11	5	0	.688	386	251
Pittsburgh	7	9	0	.438	292	344
Cleveland	6	10	0	.375	293	298
Cincinnati	3	13	0	.188	263	435

WESTERN	W	L	T	PCT.	PTS.	OPP.
Denver	12	4	0	.750	304	235
Kansas City*	10	6	0	.625	322	252
LA Raiders*	9	7	0	.563	298	297
Seattle	7	9	0	.438	276	261
San Diego	4	12	0	.250	274	342

NFC

EASTERN	W	L	T	PCT.	PTS.	OPP.
Washington	14	2	0	.875	485	224
Dallas*	11	5	0	.688	342	310
Philadelphia	10	6	0	.625	285	244
NY Giants	8	8	0	.500	281	297
Phoenix	4	12	0	.250	196	344

CENTRAL	W	L	T	PCT.	PTS.	OPP.
Detroit	12	4	0	.750	339	295
Chicago*	11	5	0	.688	299	269
Minnesota	8	8	0	.500	301	306
Green Bay	4	12	0	.250	273	313
Tampa Bay	3	13	0	.188	199	365

WESTERN	W	L	T	PCT.	PTS.	OPP.
New Orleans	11	5	0	.688	341	211
Atlanta*	10	6	0	.625	361	338
San Francisco	10	6	0	.625	393	239
LA Rams	3	13	0	.188	234	390

1992 REVIEW (2-14)

DATE	W/L	SCORE	OPPONENTS	ATT	BY	QUARTERS	1	2	3	4	OT	TOT
09/06	L	3-21	Cincinnati	57,350	SEA		20	53	34	30		3 140
09/13	L	7-26	at Kansas City	75,125	OPP		63	87	74	85		3 312
09/20	W	10-6	at New England	42,327								
09/27	L	17-19	Miami	59,374								
10/04	L	6-17	at San Diego	36,783								
10/11	L	0-27	at Dallas	62,311								
10/18	L	0-19	L.A. Raiders	56,904								
10/25	L	10-23	at N.Y. Giants	67,399								
11/01			BYE									
11/08	L	3-16	Washington	53,616								
11/15	L	3-20	at L.A. Raiders	46,862								
11/22	L	14-24	Kansas City	49,867								
11/30	W	16-13	Denver (Mon.) (OT)	51,612								
12/06	L	14-20	at Pittsburgh	47,015								
12/13	L	17-20	Philadelphia (OT)	47,492								
12/20	L	6-10	at Denver	72,570								
12/27	L	14-31	San Diego	49,324								

TEAM STATISTICS	SEATTLE	OPP	RECEIVING	NO	YDS	AVG	LG	TD
TOTAL FIRST DOWNS	208	247	Williams	74	556	7.5	27	2
Rushing	77	96	Kane	27	369	13.7	31	3
Passing	114	129	J. Jones	21	190	9.0	30	0
Penalty	17	22	L. Clark	20	290	14.5	33	1
3rd Down: Made/Att	59/222	75/230	Blades	19	256	13.5	37	1
3rd Down Pct.	26.6	32.6	SEA	230	2323	10.1	57	9
4th Down: Made/Att	5/17	6/9	OPP	251	2978	11.9	72t	11
4th Down Pct.	29.4	66.7						

POSSESSION AVG.	SEATTLE	OPP	INTERCEPTIONS	NO	YDS	AVG	LG	TD			
TOTAL NET YARDS	3374	4583	E. Robinson	7	126	18.0	49	0			
Avg. Per Game	210.9	286.4	Harper	3	74	24.7	41	0			
Total Plays	945	987	SEA	20	324	16.2	69	0			
Avg. Per Play	3.6	4.6	OPP	23	231	10.0	40	4			
NET YARDS RUSHING	1596	1922									
Avg. Per Game	99.8	120.1	PUNTING	NO	YDS	AVG	NET	TB	I20	LG	B
Total Rushes	402	513	Tuten	108	4760	44.1	38.7	8	29	65	0
NET YARDS PASSING	1778	2661	SEA	108	4760	44.1	38.7	8	29	65	0
Avg. Per Game	111.1	166.3	OPP	96	4015	41.8	36.8	10	23	65	0
Sacked/Yards Lost	67/545	46/317									
Gross Yards	2323	2978									
Att./Completions	476/230	428/251	PUNT RETURNS	NO	FC	YDS	AVG	LG	TD		
Completion Pct.	48.3	58.6	Warren	34	25	252	7.4	16	0		
Had Intercepted	23	20	SEA	38	27	283	7.4	16	0		
PUNTS/AVERAGE	108/41.8	96/41.8	OPP	56	26	416	7.4	86t	1		
NET PUNTING AVG.	108/38.7	96/36.8									
PENALTIES/YARDS	111/918	100/776	KICKOFF RETURNS		NO	YDS	AVG				
FUMBLES/BALL LOST	37/18	25/11	LG								
TOUCHDOWNS	14	32	TD								
Rushing	4	14	Warren		28	524	18.7		34	0	
Passing	9	11	Mayer		19	311	16.4		29	0	
Returns	1	7	SEA		50	885	17.7		34	0	
TOTAL POINTS	140	312	OPP		36	685	19.0		64	0	

PASSING	ATT	CMP	YDS	CMP%	YDS/ATT	TD	TD%	INT	INT%	LG	SACKED	RATING
Gelbaugh	255	121	1307	47.5	5.13	6	2.4	11	4.3	57	34/265	52.9
Stouffer	190	92	900	48.4	4.74	3	1.6	9	4.7	33	26/222	47.7
McGwire	30	17	116	56.7	3.87	0	0.0	3	10.0	20	7/58	25.8
SEA	476	230	2323	48.3	4.88	9	1.9	23	4.8	57	67/545	48.9
OPP	428	251	2978	58.6	6.96	11	2.6	20	4.7	72t	46/317	69.0

FIELD GOALS	1-19	20-29	30-39	40-49	50+
Kasay	0-0	4-5	8-11	2-6	0-0
SEA	0-0	4-5	8-11	2-6	0-0
OPP	0-0	5-5	14-16	7-11	3-4

DEFENSIVE STATISTICS

PLAYER	T	S	A	SAC	PD	FF	FR
E. Robinson	94	64	30	0.0	10	2	1
Kennedy	92	76	16	14.0	5	4	1
Porter	90	68	22	9.5	2	2	0
Wyman	83	54	29	0.0	1	2	1
P. Hunter	67	55	12	0.0	13	1	1
Nash	67	46	21	4.5	0	0	0

RECORD (FINISH): 2-14 (5th, AFC West)

HEAD COACH: Tom Flores (2-14, .125)

ASSISTANTS: Tom Catlin (Asst. HC/Def), Larry Kennan (Off. Coord./QBs), Rusty Tillman (Def. Coord./LBs), Tommy Brasher (DL), Bob Bratkowski (WRs), Dave Brown (Def), Hudson Houck (OL), Paul Moyer (DBs), Russ Purnell (TEs/Sp. Teams), Frank Raines (Strength & Cond), Clarence Shelmon (RBs)

CAPTAINS: FB John L. Williams (Off), FS Eugene Robinson (Def), TE James Jones (Sp. Teams)

MVP: DT Cortez Kennedy

PRO BOWL: DT Cortez Kennedy (2), FS Eugene Robinson (1)

NATIONAL HONORS: DT Cortez Kennedy, NFL Defensive Player of the Year (AP, PFW/ PFWA, C&PFN)

ALL-NFL: DT Cortez Kennedy (AP, S-I, SN, USAT, PFW/PFWA, C&PFN, NEA)

POS.	OFFENSE	STARTS
WR	Tommy Kane	11
LT	*Ray Roberts	16
LG	Andy Heck	13
C	Joe Tofflemire	16
RG	Darrick Brilz	16
RT	Bill Hitchcock	11
TE	Ron Heller	11
WR	Brian Blades	5
	Louis Clark	10
QB	Kelly Stouffer	7
	Dan McGwire	1
	Stan Gelbaugh	8
RB	Chris Warren	16
FB	John L. Williams	16
DEFENSE		
LE	Jeff Bryant	15
	*Michael Sinclair	1
LT	Joe Nash	16
RT	Cortez Kennedy	16
RE	Tony Woods	15
LLB	Terry Wooden	8
	Joe Cain	8
MLB	Dave Wyman	11
RLB	Rufus Porter	16
LCB	Dwayne Harper	16
RCB	Patrick Hunter	16
SS	Robert Blackmon	15
FS	Eugene Robinson	16
SPECIAL TEAMS		
K	John Kasay	16
P	Rick Tuten	16

* Rookie or first-year player

AFC

EASTERN	W	L	T	PCT.	PTS.	OPP.
Miami	11	5	0	.688	340	281
Buffalo*	11	5	0	.688	381	283
Indianapolis	9	7	0	.563	216	302
NY Jets	4	12	0	.250	220	315
New England	2	14	0	.125	205	363

CENTRAL	W	L	T	PCT.	PTS.	OPP.
Pittsburgh	11	5	0	.688	299	225
Houston*	10	6	0	.625	352	258
Cleveland	7	9	0	.438	272	275
Cincinnati	5	11	0	.313	274	364

WESTERN	W	L	T	PCT.	PTS.	OPP.
San Diego	11	5	0	.688	335	241
Kansas City*	10	6	0	.625	348	282
Denver	8	8	0	.500	262	329
LA Raiders	7	9	0	.438	249	281
Seattle	2	14	0	.125	140	312

NFC

EASTERN	W	L	T	PCT.	PTS.	OPP.
Dallas	13	3	0	.813	409	243
Philadelphia*	11	5	0	.688	354	245
Washington*	9	7	0	.563	300	255
NY Giants	6	10	0	.375	306	367
Phoenix	4	12	0	.250	243	332

CENTRAL	W	L	T	PCT.	PTS.	OPP.
Minnesota	11	5	0	.688	374	249
Green Bay	9	7	0	.563	276	296
Tampa Bay	5	11	0	.313	267	367
Chicago	5	11	0	.313	295	361
Detroit	5	11	0	.313	273	332

WESTERN	W	L	T	PCT.	PTS.	OPP.
San Francisco	14	2	0	.875	431	236
New Orleans*	12	4	0	.750	330	202
Atlanta	6	10	0	.375	327	414
LA Rams	6	10	0	.375	313	383

1993 REVIEW (6-10)

DATE	W/L	SCORE	OPPONENT	ATT
09/05	L	12-18	at San Diego	58,039
09/12	L	13-17	L.A. Raiders	58,836
09/19	W	17-14	at New England	50,392
09/26	W	19-10	at Cincinnati	46,880
10/03	W	31-14	San Diego	54,778
10/10			BYE	
10/17	L	10-30	at Detroit	60,801
10/24	W	10-9	New England	56,526
10/31	L	17-28	at Denver	73,644
11/07	L	14-24	at Houston	50,447
11/14	W	22-5	Cleveland	54,622
11/21			BYE	
11/28	L	9-17	Denver	57,812
12/05	L	16-31	Kansas City	58,551
12/12	L	23-27	at L.A. Raiders	38,161
12/19	L	27-30	Phoenix (OT)	45,737
12/26	W	16-6	Pittsburgh	51,814
01/02	L	24-34	at Kansas City	72,136

TEAM STATISTICS	SEA	OPP
TOTAL FIRST DOWNS	279	322
Rushing	114	106
Passing	144	193
Penalty	21	23
3rd Down: Made/Att	80/224	91/229
3rd Down Pct.	35.7	39.7
4th Down: Made/Att	6/14	6/13
4th Down Pct.	42.9	46.2
POSSESSION AVG.	29:02	30:58
TOTAL NET YARDS	4669	5313
Avg. Per Game	291.8	332.1
Total Plays	1019	1085
Avg. Per Play	4.6	4.9
NET YARDS RUSHING	2015	1660
Avg. Per Game	125.9	103.8
Total Rushes	473	452
NET YARDS PASSING	2654	3653
Avg. Per Game	165.9	228.3
Sacked/Yards Lost	48/242	38/244
Gross Yards	2896	3897
Att./Completions	498/280	595/333
Completion Pct.	56.2	56.0
Had Intercepted	18	22
PUNTS/AVERAGE	91/44.0	73/42.4
NET PUNTING AVG.	37.3	35.6
PENALTIES/YARDS	99/745	110/818
FUMBLES/BALL LOST	25/13	23/15
TOUCHDOWNS	29	32
Rushing	13	12
Passing	13	16
Returns	0	3
Defensive	3	1
SAFETIES	4	2
TOTAL POINTS	280	314

PASSING ATT	CMP	YDS	CMP%	YDS/ATT
Mirer	486	274	2833	56.4
SEA	498	280	2896	56.2
OPP	595	333	3897	56.0

BY QUARTERS	1	2	3	4	OT	TOT
SEA	72	64	45	99	0	280
OPP	65	104	66	76	3	314

SCORING	TD	RU	PA	RT	PAT	FG	SPTS
Kasay	0	0	0	0	29/29	23/28	0 98
C. Warren	7	7	0	0	0	0	0 42
Martin	5	0	5	0	0	0	0 30
Williams	4	3	1	0	0	0	0 24
SEA	29	13	13	3	29/29	23/28	4280
OPP	32	12	16	4	31/32	29/39	2314

RUSHING	ATT	YDS	AVG	LG	TD
C. Warren	273	1072	3.9	45t	7
Williams	82	371	4.5	38	3
Mirer	68	343	5.0	33	3
Vaughn	36	153	4.3	37	0
SEA	473	2015	4.3	45t	13
OPP	452	1660	3.7	30t	12

RECEIVING	NO	YDS	AVG	LG	TD
Blades	80	945	11.8	41	3
Williams	58	450	7.8	25	1
Martin	57	798	14.0	53t	5
Edmunds	24	239	10.0	32	2
Green	23	178	7.7	20	1
SEA	280	2896	10.3	53t	13
OPP	333	3897	11.7	58t	16

INTERCEPTIONS	NO	YDS	AVG	LG	TD
E. Robinson	9	80	8.9	28	0
Hunter	4	54	13.5	34	0
Gray	3	33	11.0	16	0
SEA	22	196	8.9	34	1
OPP	18	159	8.8	40	0

PUNTING	NO	YDS	AVG	NET	TB	I20	LG	B
Tuten	90	4007	44.5	37.3	7	21	64	1
SEA	91	4007	44.0	37.3	7	21	64	1
OPP	73	3097	42.4	35.6	11	19	60	0

PUNT RETURNS	NO	FC	YDS	AVG	LG	TD
Martin	32	15	270	8.4	33	0
SEA	33	15	280	8.5	33	0
OPP	47	21	475	10.1	74t	1

KICKOFF RETURNS	NO	FC	YDS	AVG	LG	TD
Bates	30	0	603	20.1	46	0
Vaughn	16	0	280	17.5	31	0
SEA	50	0	931	18.6	46	0
OPP	52	1	967	18.6	95t	1

TD	TD%	INT	INT%	LG	SACKED	RATING
12	2.5	17	3.5	53t	47/235	67.0
13	2.6	18	3.6	53t	48/242	66.8
16	2.7	22	3.7	58t	38/244	69.6

FIELD GOALS	1-19	20-29	30-39	40-49	50+
Kasay	1/1	5/5	10/11	4/6	3/5
SEA	1/1	5/5	10/11	4/6	3/5
OPP	2/2	7/7	8/10	7/13	5/7

DEFENSIVE STATISTICS

PLAYER	T	S	A	SAC	PD	FF	FR
E. Robinson	111	84	27	2.0	15	3	2
Wooden	106	73	33	2.5	9	3	1
Stephens	105	75	30	2.5	1	2	1
Kennedy	77	60	17	6.5	3	1	1
Blackmon	74	55	19	0.0	11	0	1

RECORD (FINISH): 6-10 (5th, AFC West)

HEAD COACH: Tom Flores (8-24, .250)

ASSISTANTS: Tom Catlin (Asst. HC), Larry Kennan (Off. Coord./QBs), Rusty Tillman (Def. Coord./LBs), Tommy Brasher (DL), Bob Bratkowski (WRs), Dave Brown (Def), Arnie Matsumoto (Staff Asst.), Paul Moyer (DBs), Howard Mudd (OL), Russ Purnell (TEs/Sp. Teams), Frank Raines (Strength & Cond), Clarence Shelmon (RBs)

CAPTAINS: FB John L. Williams (Off), FS Eugene Robinson (Def), FB Tracy Johnson & TE Trey Junkin (Sp. Teams)

MVP: FS Eugene Robinson

PRO BOWL: DT Cortez Kennedy (3), FS Eugene Robinson (2), RB Chris Warren (1)

NATIONAL HONORS: QB Rick Mirer, NFL Offensive Rookie of the Year (NFLPA, FBD), All-NFL: DT Cortez Kennedy (AP, S-I), FS Eugene Robinson (PFWA/PFW, Films, USA TODAY)

POS.	OFFENSE	STARTS
WR	Kelvin Martin	14
LT	Ray Roberts	16
LG	Darrick Brilz	16
C	Ray Donaldson	16
RG	Bill Hitchcock	14
RT	Andy Heck	16
TE	Ferrell Edmunds	16
	Paul Green	8
WR	Brian Blades	14
QB	*Rick Mirer	16
RB	Chris Warren	14
FB	John L. Williams	9
DEFENSE		
LE	Jeff Bryant	15
LT	Joe Nash	16
RT	Cortez Kennedy	16
RE	Natu Tuatagaloa	15
RLB	Terry Wooden	16
MLB	Rod Stephens	13
RLB	Rufus Porter	6
	Kevin Murhpy	10
LCB	Dwayne Harper	14
RCB	Patrick Hunter	15
SS	Robert Blackmon	16
FS	Eugene Robinson	16
SPECIAL TEAMS		
K	John Kasay	16
P	Rick Tuten	16

* Rookie or first-year player

AFC

EASTERN	W	L	T	PCT.	PTS.	OPP.
Buffalo	12	4	0	.750	329	242
Miami	9	7	0	.563	349	351
NY Jets	8	8	0	.500	270	247
New England	5	11	0	.313	238	286
Indianapolis	4	12	0	.250	189	378

CENTRAL	W	L	T	PCT.	PTS.	OPP.
Houston	12	4	0	.750	368	238
Pittsburgh*	9	7	0	.563	308	281
Cleveland	7	9	0	.438	304	307
Cincinnati	3	13	0	.188	187	319

WESTERN	W	L	T	PCT.	PTS.	OPP.
Kansas City	11	5	0	.688	328	291
LA Raiders*	10	6	0	.625	306	326
Denver*	9	7	0	.563	373	284
San Diego	8	8	0	.500	322	290
Seattle	6	10	0	.375	280	314

NFC

EASTERN	W	L	T	PCT.	PTS.	OPP.
Dallas	12	4	0	.750	376	229
NY Giants*	11	5	0	.688	288	205
Philadelphia	8	8	0	.500	293	315
Phoenix	7	9	0	.438	326	269
Washington	4	12	0	.250	230	345

CENTRAL	W	L	T	PCT.	PTS.	OPP.
Detroit	10	6	0	.625	298	292
Minnesota*	9	7	0	.563	277	290
Green Bay*	9	7	0	.563	340	282
Chicago	7	9	0	.438	234	230
Tampa Bay	5	11	0	.313	237	376

WESTERN	W	L	T	PCT.	PTS.	OPP.
San Francisco	10	6	0	.625	473	295
New Orleans	8	8	0	.500	317	343
Atlanta	6	10	0	.375	316	385
LA Rams	5	11	0	.313	221	367

1994 REVIEW (6-10)

DATE	W/L	SCORE	OPPONENTS	ATT
09/04	W	28-7	at Washington	52,930
09/11	W	38-9	at L.A. Raiders	47,319
09/18	L	10-24	*San Diego	65,536
09/25	W	30-13	*Pittsburgh	59,637
10/02	L	15-17	at Indianapolis	49,876
10/09	L	9-16	*Denver	63,872
10/16			BYE	
10/23	L	23-38	at Kansas City	78,847
10/30	L	15-35	at San Diego	59,001
11/06	L	17-20	Cincinnati (OT)	46,630
11/13	L	10-17	at Denver	71,290
11/20	W	22-21	Tampa Bay	37,466
11/27	W	10-9	Kansas City	54,120
12/04	L	19-31	Indianapolis	39,574
12/11	W	16-14	at Houston	31,453
12/18	L	16-17	L.A. Raiders	53,301
12/24	L	9-35	at Cleveland	54,180

* at Husky Stadium

TEAM STATISTICS		SEA	OPP
TOTAL FIRST DOWNS		285	318
Rushing		114	122
Passing		143	178
Penalty		28	18
3rd Down: Made/Att	89/235	83/224	
3rd Down Pct.	37.9	37.1	
4th Down: Made/Att	10/19	8/20	
4th Down Pct.	52.6	40.0	
POSSESSION AVG.		28:35	31:25
TOTAL NET YARDS		4652	5349
Avg. Per Game		290.8	334.3
Total Plays		1018	1077
Avg. Per Play		4.6	5.0
NET YARDS RUSHING		2084	1952
Avg. Per Game		130.3	122.0
Total Rushes		480	511
NET YARDS PASSING		2568	3397
Avg. Per Game		160.5	212.3
Sacked/Yards Lost		40/241	29/206
Gross Yards		2809	3603
Att./Completions		498/253	537/313
Completion Pct.		50.8	58.3
Had Intercepted		9	19
PUNTS/AVERAGE		91/42.9	78/40.9
NET PUNTING AVG.		36.7	35.5
PENALTIES/YARDS		114/898	103/773
FUMBLES/BALL LOST		31/19	21/11
TOUCHDOWNS		32	34
Rushing		16	15
Passing		13	15
Returns		1	1
Defensive		2	3
TOTAL POINTS		287	323

PASSING	ATT	CMP	YDS	CMP%	YDS/ATT
Mirer	381	195	2151	51.2	5.65
McGwire	105	51	578	48.6	5.65
SEA	498	253	2809	50.8	5.64
OPP	537	313	3603	58.3	6.71

BY QUARTERS	1	2	3	4	OT	TOT
SEA	53	74	49	111	0	287
OPP	48	98	65	109	3	323

SCORING	TD	RU	PA	RT	PAT	FG	SPTS
Kasay	0	0	0	0	25/26	20/24	0 85
C. Warren	11	9	2	0	0	0	0 68
Blades	4	0	4	0	0	0	0 26
SEA	32	16	13	3	25/26	20/24	1287
OPP	34	15	15	4	28/28	27/33	1323

2-Point PATs: Tuten 1-2; Blades 2-2; McGwire 0-1; Vaughn 1-1; C. Warren 1-1
SEA 4-6. OPP 4-6

RUSHING	ATT	YDS	AVG	LG	TD
C. Warren	333	1545	4.6	41	9
Mirer	34	153	4.5	14	0
Strong	27	114	4.2	14t	1
SEA	480	2084	4.3	41	16
OPP	511	1952	3.8	45t	15

RECEIVING	NO	YDS	AVG	LG	TD
Blades	81	1086	13.4	45	4
Martin	56	681	12.2	32	1
C. Warren	41	323	7.9	51	2
SEA	253	2809	11.1	51	13
OPP	313	3603	11.5	99t	15

KICKOFF RETURNS	NO	YDS	AVG	LG	TD
Bates	26	508	19.5	38	0
Vaughn	18	443	24.6	93t	1
SEA	67	1467	21.9	93t	1
OPP	61	1229	20.1	45	0

INTERCEPTIONS	NO	YDS	AVG	LG	TD
4 players with	3				
SEA	19	284	14.9	69t	2
OPP	9	210	23.3	73t	2

PUNTING	NO	YDS	AVG	NET	TB	I20	LG	B
Tuten	91	3905	42.9	36.7	7	33	64	0
SEA	91	3905	42.9	36.7	7	33	64	0
OPP	78	3188	40.9	35.5	4	25	64	1

PUNT RETURNS	NO	FC	YDS	AVG	LG	TD
Martin	33	20	280	8.5	23	0
SEA	37	23	337	9.1	31	0
OPP	43	21	426	9.9	78t	1

FIELD GOALS	1-19	20-29	30-39	40-49	50+
Kasay	1/1	1/1	11/11	6/9	1/2
SEA	1/1	1/1	11/11	6/9	1/2
OPP	0/0	9/9	13/16	5/8	0/0

TD	TD%	INT	INT%	LG	SACKED	RATING
11	2.9	7	1.8	51	27/145	70.2
1	1.0	2	1.9	36	13/96	60.7
13	2.6	9	1.8	51	40/241	69.1
15	2.8	19	3.5	99t	29/206	73.2

DEFENSIVE STATISTICS

PLAYER	T	S	A	SAC	PD	FF	FR
Stephens	128	95	33	2.5	0	3	2
Wooden	127	94	33	1.5	7	1	1
E. Robinson	80	65	15	1.0	8	0	1
Porter	75	61	14	1.5	6	0	0

RECORD (FINISH): 6-10 (5th, AFC West)

HEAD COACH: Tom Flores (14-34, .292)

ASSISTANTS: Larry Kennan (Off. Coord./QBs), Rusty Tillman (Def. Coord./LBs), Tommy Brasher (DL), Bob Bratkowski (WRs), Dave Brown (Def), Tom Catlin (Quality Control), Arnie Matsumoto (Staff Asst.), Paul Moyer (DBs), Howard Mudd (OL), Russ Purnell (TEs, Sp. Teams), Frank Raines (Strength & Cond), Clarence Shelmon (RBs)

CAPTAINS: C Ray Donaldson (Off), FS Eugene Robinson (Def), FB Tracy Johnson & TE Trey Junkin (Sp. Teams)

MVP: RB Chris Warren

PRO BOWL: DT Cortez Kennedy (4), P Rick Tuten (1), RB Chris Warren (2)

NATIONAL HONORS: WR Steve Largent (Hall of Fame inductee)

ALL-NFL: DT Cortez Kennedy (AP, SI, CPFN), P Rick Tuten (S-1)

POS.	OFFENSE	STARTS
WR	Kelvin Martin	15
LT	Ray Roberts	14
LG	Jeff Blackshear	16
C	Ray Donaldson	16
RG	*Kevin Mawae	11
RT	Howard Ballard	16
TE	Ferrell Edmunds	7
	Paul Green	11
WR	Brian Blades	16
QB	Rick Mirer	13
	Dan McGwire	3
RB	Chris Warren	15
FB	Tracy Johnson	10
	DEFENSE	
LE	Antonio Edwards	8
	*Sam Adams	6
LT	Joe Nash	15
RT	Cortez Kennedy	16
RE	Brent Williams	9
	Antonio Edwards	6
LLB	Terry Wooden	15
MLB	Rod Stephens	16
RLB	Rufus Porter	14
LCB	Carlton Gray	11
	Tony Brown	5
RCB	Patrick Hunter	5
	Terry Taylor	3
SS	Robert Blackmon	15
FS	Eugene Robinson	14
	SPECIAL TEAMS	
K	John Kasay	16
P	Rick Tuten	16

*Rookie or first-year player

AFC

EASTERN	W	L	T	PCT.	PTS.	OPP.
Miami	10	6	0	.625	389	327
New England*	10	6	0	.625	351	312
Indianapolis	8	8	0	.500	307	320
Buffalo	7	9	0	.438	340	356
NY Jets	6	10	0	.375	264	320

CENTRAL	W	L	T	PCT.	PTS.	OPP.
Pittsburgh	12	4	0	.750	316	234
Cleveland*	11	5	0	.688	340	204
Cincinnati	3	13	0	.188	276	406
Houston	2	14	0	.125	226	352

WESTERN	W	L	T	PCT.	PTS.	OPP.
San Diego	11	5	0	.688	381	306
Kansas City*	9	7	0	.563	319	398
LA Raiders	9	7	0	.453	303	327
Denver	7	9	0	.438	347	396
Seattle	6	10	0	.375	287	323

NFC

EASTERN	W	L	T	PCT.	PTS.	OPP.
Dallas	12	4	0	.750	414	248
NY Giants	9	7	0	.563	279	304
Arizona	8	8	0	.500	235	267
Philadelphia	7	9	0	.438	308	308
Washington	3	13	0	.188	320	412

CENTRAL	W	L	T	PCT.	PTS.	OPP.
Minnesota	10	6	0	.625	356	314
Green Bay*	9	7	0	.563	382	287
Detroit*	9	7	0	.563	357	342
Chicago*	9	7	0	.563	271	307
Tampa Bay	6	10	0	.375	251	351

WESTERN	W	L	T	PCT.	PTS.	OPP.
San Francisco	13	3	0	.813	505	296
New Orleans	7	9	0	.438	348	407
Atlanta	7	9	0	.438	317	385
LA Rams	4	12	0	.250	286	365

1995 REVIEW (8-8)

DATE	W/L	SCORE	OPPONENT	ATT
09/03	L	10-34	Kansas City	47,564
09/10	L	10-14	at San Diego	54,420
09/17	W	24-21	Cincinnati	39,492
09/24			BYE	
10/01	W	27-10	Denver	49,914
10/08	L	14-34	at Oakland	50,213
10/15	L	21-27	at Buffalo	74,362
10/22	L	25-35	San Diego	45,821
10/29	L	14-20	at Arizona (OT)	39,600
11/05	W	30-28	New York Giants	42,100
11/12	W	47-30	at Jacksonville	71,290
11/19	W	27-20	at Washington	51,298
11/26	L	10-16	New York Jets	41,160
12/03	W	26-14	Philadelphia	39,893
12/10	W	31-27	at Denver	71,488
12/17	W	44-10	Oakland	58,428
12/24	L	3-26	at Kansas City	75,784

TEAM STATISTICS	SEA	OPP
TOTAL FIRST DOWNS	311	321
Rushing	121	116
Passing	171	181
Penalty	19	24
3rd Down: Made/Att	82/217	81/218
3rd Down Pct.	37.8	37.2
4th Down: Made/Att	9/13	10/18
4th Down Pct.	69.2	55.6
POSSESSION AVG.	28:30	31:30
TOTAL NET YARDS	5270	5669
Avg. Per Game	329.4	354.3
Total Plays	1033	1078
Avg. Per Play	5.1	5.3
NET YARDS RUSHING	2178	2130
Avg. Per Game	136.1	133.1
Total Rushes	477	496
NET YARDS PASSING	3092	3539
Avg. Per Game	193.3	221.2
Sacked/Yards Lost	45/267	28/167
Gross Yards	3359	3706
Att./Completions	511/273	554/310
Completion Pct.	53.4	56.0
Had Intercepted	23	16
PUNTS/AVERAGE	83/45.0	81/42.6
NET PUNTING AVG.	83/36.5	81/36.4
PENALTIES/YARDS	100/852	114/901
FUMBLES/BALL LOST	24/9	17/9
TOUCHDOWNS	42	43
Rushing	20	11
Passing	19	26
Returns	1	2
Defensive	2	4
TOTAL POINTS	363	366

BY QUARTERS	1	2	3	4	OT	TOT
SEA	79	77	88	119	0	363
OPP	90	128	48	94	6	366

SCORING	TD	RU	PA	Rt	PAT	FG	S Pts
Peterson	0	0	0	0	40/40	23/28	0/109
Warren	16	15	0	0	0	0	0/96
Galloway	9	1	7	1	0	0	0/54
SEA	42	20	19	3	40/40	23/28	1/363
OPP	43	11	26	6	36/37	24/35	0/366

2-Point PATs: Mirer 0-1, Warren 0-1
SEA 0-2, Opp 0-5.

RUSHING	ATT	Yds	AVG	LG	TD
Warren	310	1346	4.3	52	15
Broussard	46	222	4.8	21t	1
L. Smith	36	215	6.0	68	0
SEA	477	2178	4.6	86t	20
OPP	496	2130	4.3	46	11

RECEIVING	No	Yds	AVG	LG	TD
Blades	77	1001	13.0	49	4
Galloway	67	1039	15.5	59t	7
Warren	35	247	7.1	20t	1
Crumpler	23	254	11.0	24	1
SEA	273	3359	12.3	59t	19
OPP	310	3706	12.0	88t	26

INTERCEPTIONS	No	Yds	AVG	LG	TD
Blackmon	5	46	9.2	21	0
Gray	4	45	11.3	26	0
SEA	16	127	7.9	32	0
OPP	24	384	16.7	72t	2

PUNTING	No	Yds	AVG	NET	TB	I20	LG	B
Tuten	83	3735	45.0	36.5	8	21	73	0
SEA	83	3735	45.0	36.5	8	21	73	0
OPP	81	3449	42.6	36.4	6	24	62	0

PUNT RETURNS	No	FC	Yds	AVG	LG	TD
Galloway	36	12	360	10.0	89t	1
SEA	40	13	384	9.6	89t	1
OPP	48	7	549	11.4	44	0

KICKOFF RETURNS	No	Yds	AVG	LG	TD
Broussard	43	1064	24.7	70	0
SEA	72	1620	22.5	70	0
OPP	70	1669	23.8	99t	2

PASSING	ATT	CMP	Yds	CMP%	Yds/ATT	TD	TD%	INT	INT%	LG	SACKED	RATING
Mirer	391	209	2564	53.5	6.56	13	3.3	20	5.1	59t	42/255	63.7
Friesz	120	64	795	53.3	6.63	6	5.0	3	2.5	43t	3/12	80.4
SEA	511	273	3359	53.4	6.57	19	3.7	23	4.5	59t	45/267	67.6
OPP	554	310	3706	56.0	6.69	26	4.7	16	2.9	88t	28/167	80.2

FIELD GOALS	1-19	20-29	30-39	40-49	50+
Peterson	1/1	5/5	9/10	8/10	0/2
SEA	1/1	5/5	9/10	8/10	0/2
OPP	1/1	10/13	5/7	7/9	1/5

DEFENSIVE STATISTICS

PLAYER	T	S	A	SAC	PD	FF	FR
Wooden	135	114	21	0.0	8	1	0
E. Robinson	105	79	26	0.0	4	0	1
Moss	88	65	23	2.0	5	1	2
C. Harris	85	77	8	0.0	12	1	1
Gray	73	68	5	0.0	19	0	0

RECORD (FINISH): 8-8, 3rd AFC West

HEAD COACH: Dennis Erickson (8-8, .500)

ASSISTANTS: Gregg Smith (Asst. HC/TEs), Bob Bratkowski (Off. Coord./WRs), Greg Mc Mackin (Def. Coord.), Dave Arnold (Sp. Teams), Tommy Brasher (DL), Dave Brown (Def), Tom Catlin (Quality Control), Ned James (Off. Asst.), Dana LeDuc (Strength & Cond.), Arnie Matsumoto (Def. Asst.), Howard Mudd (OL), Rich Olson (QBs), Mike Murphy (LBs), Willy Robinson (DBs), Clarence Shelmon (RBs)

CAPTAINS: Rick Mirer (Off), Eugene Robinson (Def), Trey Junkin (Sp. Teams)

MVP: RB Chris Warren

PRO BOWL: DT Cortez Kennedy (5), RB Chris Warren (3)

NATIONAL HONORS: WR Steve Largent inducted into Pro Football Hall of Fame

POS.	OFFENSE	STARTS
WR	*Joey Galloway	16
LT	James Atkins	16
LG	*Matt Joyce	13
C	Jim Sweeney	16
RG	Kevin Mawae	16
RT	Howard Ballard	16
TE	*Christian Fauria	9
	Carlester Crumpler	7
WR	Brian Blades	16
QB	Rick Mirer	13
	John Friesz	3
RB	Chris Warren	16
FB	Steve Smith	7
	Tracy Johnson	4
DEFENSE		
LE	Michael Sinclair	15
LT	Joe Nash	11
	Sam Adams	5
RT	Cortez Kennedy	16
RE	Brent Williams	9
	Antonio Edwards	7
SLB	Terry Wooden	16
MLB	Dean Wells	10
WLB	Winston Moss	16
LCB	Carlton Gray	16
RCB	Corey Harris	16
SS	Robert Blackmon	13
FS	Eugene Robinson	16
SPECIAL TEAMS		
K	Todd Peterson	16
P	Rick Tuten	16

* Rookie or first-year player

AFC

EASTERN	W	L	T	PCT.	PTS.	OPP.
Buffalo	10	6	0	.625	350	335
Indianapolis*	9	7	0	.563	331	316
Miami*	9	7	0	.563	398	332
New England	6	10	0	.375	294	377
NY Jets	3	13	0	.188	233	384

CENTRAL	W	L	T	PCT.	PTS.	OPP.
Pittsburgh	11	5	0	.688	407	327
Cincinnati	7	9	0	.438	349	374
Houston	7	9	0	.438	348	324
Cleveland	5	11	0	.313	289	356
Jacksonville	4	12	0	.250	275	404

WESTERN	W	L	T	PCT.	PTS.	OPP.
Kansas City	13	3	0	.813	358	241
San Diego*	9	7	0	.563	321	323
Seattle	8	8	0	.500	363	366
Denver	8	8	0	.500	388	345
Oakland	8	8	0	.500	348	332

NFC

EASTERN	W	L	T	PCT.	PTS.	OPP.
Dallas	12	4	0	.750	435	291
Philadelphia*	10	6	0	.624	318	338
Washington	6	10	0	.375	326	359
NY Giants	5	11	0	.313	290	340
Arizona	4	12	0	.250	275	422

CENTRAL	W	L	T	PCT.	PTS.	OPP.
Green Bay	11	5	0	.688	401	314
Detroit*	10	6	0	.625	436	336
Chicago	9	7	0	.563	392	360
Tampa Bay	7	9	0	.438	238	335

WESTERN	W	L	T	PCT.	PTS.	OPP.
San Francisco	11	5	0	.688	457	258
Atlanta*	9	7	0	.563	362	349
St. Louis	7	9	0	.438	309	418
Carolina	7	9	0	.438	289	325
New Orleans	7	9	0	.438	319	348

1996 REVIEW (7-9)

DATE	W/L	SCORE	OPPONENT	ATT
09/01	L	7-29	at San Diego	58,780
09/08	L	20-30	Denver	43,671
09/15	L	17-35	Kansas City	39,790
09/22	W	17-13	at Tampa Bay	30,212
09/22	L	10-31	Green Bay	59,973
10/06	W	22-15	at Miami	59,539
10/13			BYE	
10/17	L	16-34	at Kansas City	76,057
10/27	W	32-13	San Diego	38,143
11/03	W	23-16	Houston	36,320
11/10	W	42-23	Minnesota	50,794
11/17	L	16-17	at Detroit	51,194
11/24	L	21-27	Oakland	47,506
12/01	L	7-34	at Denver	74,982
12/08	W	26-18	Buffalo	41,373
12/15	L	13-20	at Jacksonville	66,134
12/22	W	28-21	at Oakland	33,455

BY QUARTERS	1	2	3	4	OT	TOT
SEA	53	117	57	90	--	317
OPP	85	111	64	116	--	376

SCORING	TD	RU	PA	RT	PAT	FG	S	Pts
Peterson	0	0	0	0	27/27	28/34	0	111
Smith	8	8	0	0	0	0	0	54
Galloway	8	0	7	1	0	0	0	48
Warren	5	5	0	0	0	0	0	32
SEA	33	16	14	3	27/27	28/34	0	317
OPP	40	15	25	0	35/35	31/34	1	376

RUSHING	ATT	YDS	AVG	LG	TD
Warren	203	855	4.2	51	5
Smith	153	680	4.4	29	8
Mirer	33	191	5.8	33	2
SEA	442	1997	4.5	51	16
OPP	506	2098	4.1	40	15

TEAM STATISTICS	SEA	OPP
TOTAL FIRST DOWNS	268	325
Rushing	94	114
Passing	147	181
Penalty	27	30
3rd Down: Made/Att	64/212	80/211
3rd Down Pct.	30.2	37.9
4th Down: Made/Att	7/17	7/15
4th Down Pct.	41.2	46.7
POSSESSION AVG.	28:01	31:59
TOTAL NET YARDS	5024	5437
Avg. Per Game	314.0	339.8
Total Plays	974	1066
Avg. Per Play	5.2	5.1
NET YARDS RUSHING	1997	2098
Avg. Per Game	124.8	131.0
Total Rushes	442	506
NET YARDS PASSING	3027	3339
Avg. Per Game	189.2	208.8
Sacked/Yards Lost	38/189	48/285
Gross Yards	3216	3624
Att./Completions	494/261	512/303
Completion Pct.	52.8	59.2
Had Intercepted	17	14
PUNTS/AVG.	86/43.6	76/42.3
Net Punting Avg.	86/34.5	76/34.0
PENALTIES/YARDS	112/879	98/804
FUMBLES/ LOS	24/12	37/18
TOUCHDOWNS	33	40
Rushing	16	15
Passing	14	25
Defense	1	0
Returns	2	0
TOTAL POINTS	317	376

RECEIVING	NO	YDS	AVG	LG	TD
Galloway	57	987	17.3	65t	7
Blades	43	556	12.9	80t	2
Warren	40	273	6.8	33	0
Crumpler	26	258	9.9	26	0
Proehl	23	309	13.4	56	2
SEA	261	3216	12.3	80t	14
OPP	303	3624	12.0	65t	25

PUNT RETURNS	NO	FC	YDS	AVG	LG	TD
Galloway	15	5	158	10.5	88t	1
R. Harris	19	10	194	10.2	35	0
SEA	34	15	352	10.4	88t	1
OPP	52	17	640	12.3	50	0

INTERCEPTIONS	NO	YDS	AVG	LG	TD
D. Williams	5	148	29.6	79t	1
2 players with 3					
SEA	14	256	18.3	79t	1
OPP	17	305	17.9	63	0

PUNTING	NO	YDS	AVG	NET	TB	I20	LG	B
Tuten	85	3746	44.1	34.5	7	21	66	1
SEA	86	3746	43.6	34.5	7	21	66	1
OPP	76	3214	42.3	34.0	14	23	57	0

KICKOFF RETURNS	NO	YDS	AVG	LG	TD
Broussard	43	979	22.8	86	0
SEA	71	1542	21.7	86	0
OPP	72	1642	22.8	60	0

PASSING	ATT	CMP	YDS	CMP%	YDS/ATT	TD	TD%	INT	INT%	LG	SACKED	RATING
Friesz	211	120	1629	56.9	7.72	8	3.8	4	1.9	80t	12/77	86.4
Mirer	265	136	1546	51.3	5.83	5	1.9	12	4.5	60	22/84	56.6
SEA	494	261	3216	52.8	6.51	14	2.8	17	3.4	80t	38/189	68.3
OPP	512	303	3624	59.2	7.08	25	4.9	14	2.7	65t	48/285	85.8

FIELD GOALS	1-1920-29	30-39	40-49	50+	
Peterson	0/0	11/13	7/7	8/11	2/3
SEA	0/0	11/13	7/7	8/11	2/3
OPP	3/3	9/9	8/11	9/9	2/2

DEFENSIVE STATISTICS

PLAYER	T	S	A	SAC	PD	FF	FR
Wells	107	82	25	1.0	4	0	2
Moss	106	77	29	1.0	4	0	0
Blackmon	102	80	22	1.0	7	3	0
D. Williams	80	67	13	0.0	11	0	1
McCrary	76	57	19	13.5	3	1	1

RECORD (FINISH): 7-9 (T4th AFC West)

HEAD COACH: Dennis Erickson (15-17, .469)

ASSISTANTS: Gregg Smith (Asst. HC/TEs), Bob Bratkowski (Off. Coord./WRs), Greg Mc Mackin (Def. Coord.), Dave Arnold (Sp. Teams), Tommy Brasher (DL), Dave Brown (Def. Coach), Keith Gilbertson (Def. Asst.), Ned James (Off. Asst.), Dana LeDuc (Strength & Cond.), Howard Mudd (OL), Rich Olson (QBs), Mike Murphy (LBs), Willy Robinson (DBs), Clarence Shelmon (RBs)

CAPTAINS: QB Rick Mirer & RB Chris Warren (Off), LB Winston Moss & LB Terry Wooden (Def), P Rick Tuten (Sp. Teams)

MVP: DT Cortez Kennedy

PRO BOWL: DT Cortez Kennedy (6), DE Michael Sinclair (1)

POS.	OFFENSE	STARTS
WR	Joey Galloway	16
LT	James Atkins	16
LG	*Pete Kendall	11
C	Kevin Mawae	16
RG	Derrick Graham	16
RT	Howard Ballard	16
TE	Carlester Crumpler	7
	Christian Fauria	9
WR	Brian Blades	9
	Ricky Proehl	7
QB	Rick Mirer	9
	John Friesz	6
	Stan Gelbaugh	1
RB	Chris Warren	14
FB	Mack Strong	8
	DEFENSE	
LE	Michael Sinclair	16
LT	Sam Adams	16
RT	Cortez Kennedy	16
RE	Michael McCrary	13
SLB	Terry Wooden	9
	Michael Barber	7
MLB	Dean Wells	15
WLB	Winston Moss	16
LCB	Carlton Gray	16
RCB	Corey Harris	16
SS	Robert Blackmon	16
FS	Darryl Williams	16
	SPECIAL TEAMS	
K	Todd Peterson	16
P	Rick Tuten	16

* Rookie or first-year player

AFC

EASTERN	W	L	T	PCT.	PTS.	OPP.
New England	11	5	0	.688	418	313
Buffalo*	10	6	0	.625	319	266
Indianapolis*	9	7	0	.563	317	334
Miami	8	8	0	.500	339	325
NY Jets	1	15	0	.063	279	454

CENTRAL	W	L	T	PCT.	PTS.	OPP.
Pittsburgh	10	6	0	.625	344	257
Jacksonville*	9	7	0	.563	325	335
Cincinnati	8	8	0	.500	372	369
Houston	8	8	0	.500	345	319
Baltimore	4	12	0	.250	371	441

WESTERN	W	L	T	PCT.	PTS.	OPP.
Denver	13	3	0	.813	391	275
Kansas City	9	7	0	.563	297	300
San Diego	8	8	0	.500	310	376
Oakland	7	9	0	.438	340	293
Seattle	7	9	0	.438	317	376

NFC

EASTERN	W	L	T	PCT.	PTS.	OPP.
Dallas	10	6	0	.625	286	250
Philadelphia*	10	6	0	.625	363	341
Washington	9	7	0	.563	364	312
Arizona	7	9	0	.438	300	397
NY Giants	6	10	0	.375	242	297

CENTRAL	W	L	T	PCT.	PTS.	OPP.
Green Bay	13	3	0	.813	456	210
Minnesota*	9	7	0	.563	298	315
Chicago	7	9	0	.438	283	305
Tampa Bay	6	10	0	.375	221	293
Detroit	5	11	0	.313	302	368

WESTERN	W	L	T	PCT.	PTS.	OPP.
Carolina	12	4	0	.750	367	218
San Francisco*12	4	0	0	.750	398	257
St. Louis	6	10	0	.375	303	409
Atlanta	3	13	0	.188	209	461
New Orleans	3	13	0	.188	229	339

1997 REVIEW (8-8)

DATE	W/L	SCORE	OPPONENTS	ATT	BY	QUARTERS	1	2	3	4	OT	TOT
08/31	L	3-41	New York Jets	53,893	SEA		44	126	92	103	0	365
09/07	L	14-35	Denver	55,859	OPP		101	111	93	51	6	362
09/14	W	31-3	at Indianapolis	49,194								
09/21	W	26-22	San Diego	51,110								
09/28	*L	17-20	at Kansas City	77,877								
10/05	W	16-13	Tennessee	49,897								
10/12			BYE									
10/19	W	17-9	at St. Louis	64,819								
10/26	W	45-34	Oakland	66,264								
11/02	L	27-30	at Denver	74,212								
11/09	W	37-31	at San Diego	64,616								
11/16	*L	17-20	at New Orleans (OT)	50,493								
11/23	L	14-19	Kansas City	66,264								
11/30	L	17-24	Atlanta	52,584								
12/07	L	24-31	at Baltimore	54,395								
12/14	W	22-21	at Oakland	40,124								
12/21	W	38-9	San Francisco	66,253								

SCORING	TD	RU	PA	Rt	PAT	FG	S	Pts
Peterson	0	0	0	0	37/37	22/28	0	103
Galloway	12	0	12	0			0	72
Broussard	6	5	1	0			0	36
McKnight	6	0	6	0			0	36
Warren	4	4	0	0			0	24
SEA	43	13	26	4	37/37	22/28	1	365
OPP	38	10	19	9	35/35	31/34	1	363

RUSHING	ATT	YDS	AVG	LG	TD
Warren	200	847	4.2	36t	4
Broussard	70	418	6.0	77t	5
Smith	91	392	4.3	35	2
SEA	404	1800	4.5	77t	13
OPP	455	1731	3.8	55t	10

TEAM STATISTICS	SEA	OPP
TOTAL FIRST DOWNS	331	286
Rushing	98	96
Passing	207	166
Penalty	26	24
3rd Down: Made/Att	91/224	66/198
3rd Down Pct.	40.6	33.3
4th Down: Made/Att	8/16	8/16
4th Down Pct.	50.0	50.0
POSSESSION AVG.	30:47	29:13
TOTAL NET YARDS	5759	4849
Avg. Per Game	359.9	303.1
Total Plays	1049	959
Avg. Per Play	5.5	5.1
NET YARDS RUSHING	1800	1731
Avg. Per Game	112.5	108.2
Total Rushes	404	455
NET YARDS PASSING	3959	3118
Avg. Per Game	247.4	194.9
Sacked/Yards Lost	36/228	42/238
Gross Yards	4187	3356
Att./Completions	609/359	462/276
Completion Pct.	58.9	59.7
Had Intercepted	21	13
PUNTS/AVERAGE	78/40.3	74/42.0
Net Punting Avg.	78/32.3	74/36.8
PENALTIES/YARDS	109/911	100/820
FUMBLES/LOST	26/11	33/16
TOUCHDOWNS	43	38
Rushing	13	10
Passing	26	19
Defensive	4	4
Returns	0	5
FIELD GOALS	22/28	31/34
TOTAL POINTS	365	362

RECEIVING	NO	YDS	AVG	LG	TD
Galloway	72	1049	14.6	53t	12
Pritchard	64	843	13.2	61	2
Warren	45	257	5.7	20	0
McKnight	34	637	18.7	60t	6
Crumpler	31	361	11.6	30	1
Br. Blades	30	319	10.6	27	2
Broussard	24	143	6.0	20t	1
Smith	23	183	8.0	22	0
SEA	359	4187	11.7	61	26
OPP	276	3356	12.2	92	19

PUNTING	NO	YDS	AVG	NET	TB	I20	LG	B
Tuten	48	2007	41.8	36.4	5	15	65	0
SEA	78	3144	40.3	32.3	8	24	65	2
OPP	74	3111	42.0	36.8	7	21	66	0

PUNT RETURNS	NO	FC	YDS	AVG	LG	TD
Harris	21	12	144	6.9	19	0
Davis	16	6	104	6.5	28	0
SEA	37	18	248	6.7	28	0
OPP	38	14	463	12.2	89t	2

INTERCEPTIONS	NO	YDS	AVG	LG	TD
D. Williams	8	172	21.5	44t	1
Be. Blades	2	11	5.5	11	0
SEA	13	196	15.1	44t	1
Opp	21	372	17.7	75t	4

KICKOFF RETURNS	NO	YDS	AVG	LG	TD
Broussard	50	1076	21.5	43	0
SEA	76	1550	20.4	43	0
OPP	77	1779	23.1	93t	1

PASSING	ATT	CMP	YDS	CMP%	YDS/ATT	TD	TD%	INT	INT%	LG	SACKED	RATING
Moon	528	313	3678	59.3	6.97	25	4.7	16	3.0	60t	30/192	83.7
SEA	609	359	4187	58.9	6.88	26	4.3	21	3.4	61	36/228	79.7
Opp	462	276	3356	59.7	7.26	19	4.1	13	2.8	92	42/238	84.1

FIELD GOALS	1-19	20-29	30-39	40-49	50+
Peterson	0/0	9/9	7/10	5/7	1/2
SEA	0/0	9/9	7/10	5/7	1/2
OPP	2/2	12/13	5/5	8/10	4/4

DEFENSIVE STATISTICS

PLAYER	T	S	A	SAC	PD	FF	FR
C. Brown	104	75	29	6.5	3	1	4
D. Williams	93	68	25	0.0	13	1	1
Wells	92	74	18	1.0	2	1	1
Be. Blades	70	58	12	1.0	2	0	0

RECORD (FINISH): 8-8 (3rd AFC West)
HEAD COACH: Dennis Erickson (23-25, .479)
ASSISTANTS: Gregg Smith (Asst. HC/OL), Bob Bratkowski (Off. Coord./WRs), Greg Mc Mackin (Def. Coord.), Dave Arnold (Sp. Teams), Tommy Brasher (DL), Dave Brown (Def. Coach), Keith Gilbertson (TEs), Ned James (Off. Asst.), Darren Krein (Asst. Str. & Cond.), Dana LeDuc (Strength. & Cond.), Howard Mudd (OL), Rich Olson (QBs), Mike Murphy (LBs), Willy Robinson (DBs), Clarence Shelmon (RBs), Jim Zorn (Off. Asst.)
CAPTAINS: QB John Friesz (Off), LB Winston Moss (Def), S Jay Bellamy (Sp. Teams)
MVP: FS Darryl Williams
PRO BOWL: DE Michael Sinclair (2), FS Darryl Williams (1)

POS.	OFFENSE	STARTS
WR	Joey Galloway	15
LT	*Walter Jones	12
LG	Pete Kendall	16
C	Kevin Mawae	16
RG	Derrick Graham	9
RT	Howard Ballard	10
R/LT	Grant Williams	8
TE	Carlester Crumpler	12
WR	Mike Pritchard	15
QB	John Friesz	1
	Warren Moon	14
	*Jon Kitna	1
RB	Chris Warren	13
FB	Mack Strong	9
DEFENSE		
LE	Michael Sinclair	16
LT	Sam Adams	15
RT	Cortez Kennedy	8
	Dan Saleaumua	9
RE	Phillip Daniels	11
LLB	Winston Moss	14
MLB	Dean Wells	16
RLB	Chad Brown	15
LCB	Shawn Springs	10
RCB	Willie Williams	16
SS	Bennie Blades	9
	Jay Bellamy	7
FS	Darryl Williams	16
SPECIAL TEAMS		
K	Todd Peterson	16
P	Rick Tuten	10
	Rohn Stark	4

* Rookie or first-year player

AFC

EASTERN	W	L	T	PCT.	PTS.	OPP.
New England	10	6	0	.625	369	289
Miami*	9	7	0	.563	339	327
NY Jets	9	7	0	.563	348	287
Buffalo	6	10	0	.375	255	367
Indianapolis	3	13	0	.188	313	401

CENTRAL	W	L	T	PCT.	PTS.	OPP.
Pittsburgh	11	5	0	.688	372	307
Jacksonville*	11	5	0	.688	394	318
Tennessee	8	8	0	.500	333	310
Cincinnati	7	9	0	.438	355	405
Baltimore	6	9	1	.406	326	345

WESTERN	W	L	T	PCT.	PTS.	OPP.
Kansas City	13	3	0	.813	375	232
Denver*	12	4	0	.750	472	287
Seattle	8	8	0	.500	365	362
Oakland	4	12	0	.250	324	419
San Diego	4	12	0	.250	266	425

NFC

EASTERN	W	L	T	PCT.	PTS.	OPP.
NY Giants	10	5	1	.656	307	265
Washington	8	7	1	.531	327	289
Philadelphia	6	9	1	.406	317	372
Dallas	6	10	0	.375	304	314
Arizona	4	12	0	.250	283	379

CENTRAL	W	L	T	PCT.	PTS.	OPP.
Green Bay	13	3	0	.813	422	282
Tampa Bay*	10	6	0	.625	299	263
Detroit*	9	7	0	.563	379	306
Minnesota*	9	7	0	.563	354	359
Chicago	4	12	0	.250	263	421

WESTERN	W	L	T	PCT.	PTS.	OPP.
San Francisco	13	3	0	.813	375	265
Carolina	7	9	0	.438	265	314
Atlanta	7	9	0	.438	320	361
New Orleans	6	10	0	.375	237	327
St. Louis	5	11	0	.313	299	359

1998 REVIEW (8-8)

DATE	W/L	SCORE	OPPONENTS	ATT
09/06	W	38-0	at Philadelphia	66,418
09/13	W	33-14	Arizona	57,678
09/20	W	24-14	Washington	63,336
09/27	L	10-13	at Pittsburgh	58,413
10/04	L	6-17	at Kansas City	66,418
10/11	L	16-21	Denver	66,258
10/18			BYE	
10/25	W	27-20	at San Diego	58,512
11/01	L	18-31	Oakland	66,246
11/08	W	24-12	Kansas City	66,251
11/15	L	17-20	at Oakland	51,527
11/22	L	22-30	at Dallas	64,142
11/29	W	20-18	Tennessee	59,048
12/06	L	31-32	at NY Jets	72,200
12/13	W	38-17	San Diego	62,690
12/20	W	27-23	Indianapolis	58,703
12/27	L	21-28	at Denver	74,057

BY QUARTERS	1	2	3	4	OT	Tot
SEA	107	91	75	99	0	372
Opp	71	73	61	105	0	310

SCORING	TD	RU	PA	RT	PAT	FG	S	Pts
Peterson	0	0	0	0	41/41	19/24	0	98
Galloway	12	0	10	2	0	0	0	72
Watters	9	9	0	0	0	0	0	56
Pritchard	3	0	3	0	0	0	0	20
Springs	3	0	0	3	0	0	0	18
SEA	45	11	21	13	41/41	19/24	0	372
OPP	35	13	18	4	31/31	23/30	0	310

RUSHING	ATT	YDS	AVG	LG	TD
Watters	319	1239	3.9	39t	9
A. Green	35	209	6.0	64	1
Kitna	20	67	3.4	21	1
SEA	426	1626	3.8	64	11
OPP	487	1999	4.1	70	13

TEAM STATISTICS	SEA	OPP
TOTAL FIRST DOWNS	267	337
Rushing	92	111
Passing	144	197
Penalty	31	29
3rd Down: Made/Att	54/195	92/236
3rd Down Pct.	27.7	39.0
4th Down: Made/Att	6/17	8/20
4th Down Pct.	35.3	40.0
POSSESSION AVG.	27:05	32:55
TOTAL NET YARDS	4626	5689
Avg. Per Game	289.1	355.6
Total Plays	940	1137
Avg. Per Play	4.9	5.0
NET YARDS RUSHING	1626	1999
Avg. Per Game	101.6	124.9
Total Rushes	426	487
NET YARDS PASSING	3000	3690
Avg. Per Game	187.5	230.6
Sacked/Yards Lost	34/219	53/282
Gross Yards	3219	3972
Att./Completions	480/273	597/343
Completion Pct.	56.9	57.5
Had Intercepted	18	24
PUNTS/AVERAGE	81/44.1	78/43.6
Net Punting Avg.	81/36.5	78/36.0
PENALTIES/YARDS	117/914	130/1157
FUMBLES/LOST	30/16	34/18
TOUCHDOWNS	45	35
Rushing	11	13
Passing	21	18
Defensive	10	3
Returns	3	1
FIELD GOALS	19/24	23/30
TOTAL POINTS	372	310

RECEIVING	NO	YDS	AVG	LG	TD
Galloway	65	1047	16.1	81t	10
Pritchard	58	742	12.8	50t	3
Watters	52	373	7.2	24	0
Fauria	37	377	10.2	25	2
McKnight	21	346	16.5	59t	2
Blades	15	184	12.3	47	0
SEA	273	3219	11.8	81t	21
OPP	343	3972	11.6	80t	18

PUNTING	NO	YDS	AVG	NET	TB	I20	LG	B
Feagles	81	3570	44.1	36.5	12	27	59	0
SEA	81	3570	44.1	36.5	12	27	50	0
OPP	78	3397	43.6	36.0	8	23	61	0

PUNT RETURNS	NO	FC	YDS	AVG	LG	TD
Galloway	25	5	251	10.0	74t	2
Joseph	15	5	182	12.1	66	0
SEA	41	10	428	10.4	74t	2
OPP	33	15	371	11.2	63t	1

INTERCEPTIONS	NO	YDS	AVG	LG	TD
Springs	7	142	20.3	56t	2
D. Smith	3	56	18.7	26t	2
D. Williams	3	41	13.7	28	0
Bellamy	3	40	13.3	24	0
W. Williams	2	36	18.0	28t	1
SEA	24	455	19.0	56t	8
OPP	18	220	12.2	74t	2

PASSING	ATT	CMP	YDS	CMP%	YDS/ATT	TD	TD%	INT	INT%	LG	SACKED	RATING
Moon	258	145	1632	56.2	6.33	11	4.3	8	3.1	45	22/140	76.6
Kitna	172	98	1177	57.0	6.84	7	4.1	8	4.7	70t	11/72	72.3
Friesz	49	29	409	59.2	8.35	2	4.1	2	4.1	81t	1/7	82.8
SEA	480	273	3219	56.9	6.71	21	4.4	18	3.8	81t	34/219	76.4
OPP	597	343	3972	57.5	6.65	18	3.0	24	4.0	80t	53/282	71.0

KICKOFF RETURNS	No	Yds	AVG	LG	TD
Broussard	29	781	26.9	90t	1
A. Green	27	620	23.0	57	0
SEA	64	1510	23.6	90t	1
OPP	68	1311	19.3	35	0

FIELD GOALS	1-19	20-29	30-39	40-49	50+
Peterson	0/0	7/7	4/5	5/5	3/7
SEA	0/0	7/7	4/5	5/5	3/7
OPP	0/0	10/10	6/7	6/11	1/2

DEFENSIVE STATISTICS

PLAYER	T	S	A	SAC	PD	FFFR
C. Brown	150	119	31	7.5	8	1 1
Bellamy	98	81	17	1.0	10	2 2
D. Williams	97	71	26	0.0	11	3 3
Springs	85	61	14	0.0	23	1 1
D. Smith	80	59	21	5.0	5	2 2

RECORD (FINISH): 8-8 (3rd AFC West)

HEAD COACH: Dennis Erickson (31-33, 484)

ASSISTANTS: Pete Rodriguez (Ass. HC/Special Teams), Bob Bratkowski (Off. Coord.), Greg McMackin (Def. Coord.), Tommy Brasher (Def. Line), Dave Brown (Def. Coach), Keith Gilbertson (TEs), Milt Jackson (WRs), Jim Johnson (LBs), Darren Krein (Asst. Strength & Cond.), Tim Lappano (RBs), Dana LeDuc (Strength & Cond.), Bill Meyers (Asst. Off. Line), Rich Olson (QBs), Willy Robinson (DBs), Gregg Smith (Off Line), Eric Yarber (Off. Quality Control)

CAPTAINS: QB Warren Moon, C Kevin Glover, DE Michael Sinclair, S Darryl Williams, ST Jay Bellamy,

MVP: LB Chad Brown

PROBOWL: LB Chad Brown (2), DE Michael Sinclair (3), CB Shawn Springs (1), Cortez Kennedy (7)

POS.	OFFENSE	STARTS
WR	Joey Galloway	16
LT	Walter Jones	16
LG	Pete Kendall	16
C	Kevin Glover	8
	Chris Gray	8
RG	Brian Habib	16
RT	Howard Ballard	16
TE	Christian Fauria	15
WR	Mike Pritchard	16
	Brian Blades	6
QB	Warren Moon	10
	Jon Kitna	5
	John Friesz	1
RB	Ricky Watters	16
FB	Mack Strong	6
	DEFENSE	
LE	Michael Sinclair	16
LT	Sam Adams	11
RT	Cortez Kennedy	15
RE	Phillip Daniels	15
OLB	Chad Brown	16
MLB	Dean Wells	7
	*DeShone Myles	7
OLB	Darrin Smith	10
	* Anthony Simmons	4
LCB	Shawn Springs	16
RCB	Willie Williams	14
SS	Jay Bellamy	16
FS	Darryl Williams	16
	SPECIAL TEAMS	
K	Todd Peterson	16
P	Jeff Feagles	16

* Rookie or first-year player

AFC						
EASTERN	W	L	T	PCT.	PTS.	OPP.
NY Jets	12	4	0	.750	416	266
Miami*	10	6	0	.625	321	265
Buffalo*	10	6	0	.625	400	333
New England*	9	7	0	.563	337	329
Indianapolis	3	13	0	.188	310	444

CENTRAL						
W	L	T	PCT.	PTS.	OPP.	
Jacksonville	11	5	0	.688	392	338
Tennessee	8	8	0	.500	330	320
Pittsburgh	7	9	0	.438	263	303
Baltimore	6	10	0	.375	269	335
Cincinnati	3	13	0	.188	268	452

WESTERN						
W	L	T	PCT.	PTS.	OPP.	
Denver	14	2	0	.875	501	309
Oakland	8	8	0	.500	325	378
Seattle	8	8	0	.500	372	310
Kansas City	7	9	0	.438	327	363
San Diego	5	11	0	.313	241	342

NFC						
EASTERN	W	L	T	PCT.	PTS.	OPP.
Dallas	10	6	0	.625	381	275
Arizona*	9	7	0	.563	325	378
NY Giants	8	8	0	.500	287	309
Washington	6	10	0	.375	319	421
Philadelphia	3	13	0	.188	161	344

CENTRAL						
W	L	T	PCT.	PTS.	OPP.	
Minnesota	15	1	0	.938	556	296
Green Bay*	11	5	0	.688	408	319
Tampa Bay	8	8	0	.500	314	295
Detroit	5	11	0	.313	306	378
Chicago	4	12	0	.250	276	368

WESTERN						
W	L	T	PCT.	PTS.	OPP.	
Atlanta	14	2	0	.875	442	289
San Francisco*12	4	0	.750	479	328	
New Orleans	6	10	0	.375	305	359
Carolina	4	12	0	.250	336	413
St. Louis	4	12	0	.250	285	378

1999 REVIEW (9-7; 0-1 PLAYOFFS)

DATE	W/L	SCORE	OPPONENTS	ATT	SCORING	TD	RU	PA	RT	PAT	FG	SPTS
09/12	L	20-28	Detroit	66,238	Peterson					32/32	34/40	0 134
09/19	W	14-13	at Chicago	66,944	Mayes	10	0	10	0			0 60
09/26	W	29-10	at Pittsburgh	57,881	Watters	7	5	2	0			0 42
10/03	W	22-21	Oakland	66,400	Dawkins	7	0	7	0			0 42
10/17	L	10-13	at San Diego	59,432	Pritchard	2	0	2	0			0 12
10/24	W	26-16	Buffalo	66,301	SEA	34	5	25	4	32/32	34/40	0 338
11/01	W	27-7	at Green Bay	59,869	OPP	30	9	19	2	26/27	20/38	1 298
11/07	W	37-20	Cincinnati	66,303								
11/14	W	20-17	Denver	66,314	RUSHING	ATT	YDS	AVG	LG	TD		
11/21	W	31-19	at Kansas City	78,714	Watters	325	1210	3.7	45	5		
11/28	L	3-16	Tampa Bay	66,314	Green	26	120	4.6	21	0		
12/05	L	21-30	at Oakland	44,716	Kitna	35	56	1.6	10	0		
12/12	L	16-19	San Diego	66,318	R. Brown	14	38	2.7	0	0		
12/19	L	30-36	at Denver (OT)	65,987	SEA	408	1408	3.5	45	5		
12/26	W	23-14	Kansas City	66,332	OPP	484	1934	4.0	71	9		
01/02	L	9-19	at New York Jets	78,154								

POSTSEASON

01/09	L	17-20	Miami	66,170
(AFC Wild Card Playoff)				

TEAM STATISTICS	SEA	OPP
TOTAL FIRST DOWNS	276	313
Rushing	65	107
Passing	179	183
Penalty	32	23
3rd Down: Made/Att	68/210	89/239
3rd Down Pct.	32.4	37.2
4th Down: Made/Att	2/8	8/18
4th Down Pct.	25.0	44.4
POSSESSION AVG.	27:48	32:12
TOTAL NET YARDS	4805	5426
Avg. Per Game	300.3	339.1
Total Plays	971	1104
Avg. Per Play	4.9	4.9
NET YARDS RUSHING	1408	1934
Avg. Per Game	88.0	120.9
Total Rushes	408	484
NET YARDS PASSING	3397	3492
Avg. Per Game	212.3	218.3
Sacked/Yards Lost	38/232	38/252
Gross Yards	3629	3744
Att./Completions	525/288	582/320
Completion Pct.	54.9	55.0
Had Intercepted	16	30
PUNTS/AVERAGE	84/40.8	81/42.0
Net Punting Avg.	84/35.2	81/34.3
PENALTIES/YARDS	98/883	128/985
FUMBLES/LOST	31/17	17/6
TOUCHDOWNS	34	30
Rushing	5	9
Passing	25	19
Defensive	3	1
Returns	1	1
FIELD GOALS	19/24	23/30
TOTAL POINTS	372	310

BY QUARTERS	1	2	3	4	OT	TOT
SEA	86	104	70	78	0	338
Opp	53	109	59	71	6	298

RUSHING	ATT	YDS	AVG	LG	TD
Watters	325	1210	3.7	45	5
Green	26	120	4.6	21	0
Kitna	35	56	1.6	10	0
R. Brown	14	38	2.7	0	0
SEA	408	1408	3.5	45	5
OPP	484	1934	4.0	71	9

RECEIVING	No	YDS	AVG	LG	TD
Mayes	65	829	13.4	54t	10
Dawkins	58	992	17.1	45t	7
Watters	40	387	9.7	25	2
Fauria	35	376	10.7	25	0
R. Brown	34	228	6.7	26	1
Pritchard	26	375	14.4	51	2
Galloway	22	335	15.2	48	1
Mili	5	28	5.6	8	1
Bownes	4	68	17.0	49t	1
SEA	273	3219	11.8	81t	21
OPP	343	3972	11.6	80t	18

PUNTING	No	YDS	AVG	NETTB	I20LG	B
Feagles	84	3425	40.8	35.2	5	34 59 0
SEA	84	3425	40.8	35.2	5	34 59 0
OPP	81	3398	42.0	34.3	10	23 68 0

PUNT RETURNS	No	FC	YDS	AVG	LG	TD
Rogers	22	18	318	14.5	94t	1
SEA	30	24	419	14.0	94t	1
OPP	36	18	370	10.3	81t	1

INTERCEPTIONS	No	YDS	AVG	LG	TD
Springs	5	77	15.4	42	0
W. Williams	5	43	8.6	40t	1
D. Williams	4	41	10.3	21	0
Bellamy	4	4	1.0	7	0
Joseph	3	82	27.3	40	0
Hanks	2	30	15.0	23t	1
SEA	*30	336	11.2	42	2
OPP	16	210	13.1	43	0

KICKOFF RETURNS	No	YDS	AVG	LG	TD
Green	36	818	22.7	54	0
Rogers	18	465	25.8	49	0
SEA	68	1547	22.8	61	0
OPP	81	1500	18.5	39	0

PASSING	ATT	CMP	YDS	CMP%	YDS/ATT	TD	TD%	INT	INT%	LG	SACKED	RATING
Kitna	495	270	3346	54.5	6.76	23	4.6	16	3.2	51	32/198	77.7
Foley	30	18	283	60.0	9.43	2	6.7	0	0.0	49t	6/34	113.6
SEA	525	288	3629	54.9	6.91	25	4.8	16	3.0	51	38/232	79.8
OPP	582	320	3744	55.0	6.43	19	3.3	30	5.2	76t	38/252	64.1

FIELD GOALS	1-19	20-29	30-39	40-49	50+
Peterson	1/1	10/10	8/11	14/16	1/2
SEA	1/1	10/10	8/11	14/16	1/2
OPP	1/1	9/9	8/8	9/12	3/8

PLAYER	DEFENSIVE STATISTICS						
	T	S	A	SAC	PD	FF	FR
C. Brown	117	87	30	5.5	6	2	1
Bellamy	96	85	11	0.0	8	0	0
D. Smith	90	65	25	1.0	3	0	0
Simmons	90	55	35	0.0	2	0	0
D. Williams	78	63	15	0.0	11	0	1
Springs	74	64	10	0.0	15	0	1
Kennedy	73	61	12	6.5	15	0	1
W. Williams	72	66	6	0.0	16	0	0
Daniels	45	38	7	9.0	2	1	0

RECORD (FINISH): 9-7 (1st AFC West)
HEAD COACH: Mike Holmgren (9-7, .563)
ASSISTANTS: Mike Sherman (Offensive Coordinator/Tight Ends), Larry Brooks (Defensive Line), Jerry Colquitt (Off. Quality Control), Nolan Cromwell (Wide Receivers), Ken Flajole (Defensive Backs), Kent Johnston (Strength & Cond.), Jim Lind (Linebackers), Clayton Lopez (Def. Quality Control), Tom Lovat (Asst. Head Coach/Offensive Line), Stump Mitchell (Running Backs), Dick Roach (Def. Assistant), Pete Rodriguez (Special Teams), Mike Sheppard (Quarterbacks), Rod Springer (Asst. Strength & Cond.), Bob Zeman (Def. Assistant)
CAPTAINS: Game-to-Game
MVP: LB Chad Brown
PRO BOWL: LB Chad Brown (3), T Walter Jones (1), DT Cortez Kennedy (8)

POS.	OFFENSE	STARTS
WR	Sean Dawkins	13
LT	Walter Jones	16
LG	Pete Kendall	16
C	Kevin Glover	6
	Chris Gray	10
RG	Brian Habib	16
RT	Grant Williams	15
TE	Christian Fauria	15
WR	Derrick Mayes	15
QB	Jon Kitna	15
RB	Ricky Watters	16
FB	Reggie Brown	8
DEFENSE		
LE	Michael Sinclair	15
LT	Sam Adams	13
RT	Cortez Kennedy	16
RE	Phillip Daniels	16
OLB	Chad Brown	15
MLB	Anthony Simmons	16
OLB	Darrin Smith	14
LCB	Shawn Springs	16
RCB	Willie Williams	14
SS	Darryl Williams	12
FS	Jay Bellamy	16
SPECIAL TEAMS		
K	Todd Peterson	16
P	Jeff Feagles	16
* Rookie or first-year player		

	AFC				
	W	L	T	PCT.	PTS. OPP.
Indianapolis	13	3	0	.813	423 333
*Buffalo	11	5	0	.688	320 229
*Miami	9	7	0	.563	326 336
NY Jets	8	8	0	.500	308 309
New England	8	8	0	.500	299 284

	CENTRAL				
	W	L	T	PCT.	PTS. OPP.
Jacksonville	14	2	0	.875	396 217
*Tennessee	13	3	0	.813	392 324
Baltimore	8	8	0	.500	324 277
Pittsburgh	6	10	0	.375	317 320
Cincinnati	4	12	0	.250	283 460
Cleveland	2	14	0	.125	217 437

	WESTERN				
	W	L	T	PCT.	PTS. OPP.
Seattle	9	7	0	.563	338 298
Kansas City	9	7	0	.563	390 322
San Diego	8	8	0	.500	269 316
Oakland	8	8	0	.500	390 329
Denver	6	10	0	.375	314 318

	NFC				
	W	L	T	PCT.	PTS. OPP.
Washington	10	6	0	.625	443 377
*Dallas	8	8	0	.500	352 276
NY Giants	7	9	0	.438	299 358
Arizona	6	10	0	.375	245 382
Philadelphia	5	11	0	.313	272 357

	CENTRAL				
	W	L	T	PCT.	PTS. OPP.
Tampa Bay	11	5	0	.688	270 235
*Minnesota	10	6	0	.625	399 335
*Detroit	8	8	0	.500	322 323
Green Bay	8	8	0	.500	357 341
Chicago	6	10	0	.375	272 341

	WESTERN				
	W	L	T	PCT.	PTS. OPP.
St. Louis	13	3	0	.813	526 242
Carolina	8	8	0	.500	421 381
Atlanta	5	11	0	.313	285 380
San Francisco	4	12	0	.250	295 453
New Orleans	3	13	0	.188	260 434

2000 REVIEW (6-10)

DATE	W/L	SCORE	OPPONENTS	ATT	SCORING	TD	RU	PA	Rt	PAT	FG	SPTS
09/03	L	0-23	at Miami	72,949	Lindell					25/25	15/17	0 70
09/10	L	34-37	St. Louis	64,869	Watters	9	7	2	0			0 54
09/17	W	20-10	New Orleans	59,513	Jackson	6	0	6	0			0 36
09/24	W	20-12	at San Diego	47,233	Dawkins	5	0	5	0			0 30
10/02	L	17-24	at Kansas City	82,893	Hepppner™	0	0	0	0	8/8	6/9	0 26
10/08	L	3-26	at Carolina	72,192	SEA	37	10	21	6	33/33	21/26	1 320
10/15	L	24-37	Indianapolis	63,593	OPP	46	20	23	3	45/45	28/33	0 405
10/22	L	3-31	at Oakland	57,490								
10/29	L	19-24	Kansas City	62,141	RUSHING	ATT	Yds	AVG	LG	TD		
11/05	W	17-15	San Diego	59,884	Watters	278	1242	4.5	55	7		
11/12	W	28-21	at Jacksonville	68,063	Alexander	64	313	4.9	50	2		
11/26	L	31-38	Denver	68,661	Kitna	48	127	2.6	13	1		
12/03	W	30-10	at Atlanta	44,680	Huard	5	29	5.8	10	0		
12/10	L	24-31	at Denver	75,218	SEA	403	1720	4.3	55	10		
12/16	W	27-24	Oakland	68,681	OPP	503	2454	4.9	80t	20		
12/23	L	23-42	Buffalo	61,025								

TEAM STATISTICS	SEA	OPP
TOTAL FIRST DOWNS	281	331
Rushing	98	126
Passing	168	185
Penalty	15	20
3rd Down: Made/Att	83/205	89/201
3rd Down Pct.	40.5	44.3
4th Down: Made/Att	7/14	1/7
4th Down Pct.	50.0	14.3
POSSESSION AVG.	27:31	32:29
TOTAL NET YARDS	4680	6391
Avg. Per Game	292.5	399.4
Total Plays	956	1019
Avg. Per Play	4.9	6.3
NET YARDS RUSHING	1720	2454
Avg. Per Game	107.5	153.4
Total Rushes	403	503
NET YARDS PASSING	2960	3937
Avg. Per Game	185.0	246.1
Sacked/Yards Lost	46/238	27/152
Gross Yards	3198	4089
Att./Completions	507/308	489/309
Completion Pct.	60.7	63.2
Had Intercepted	21	17
PUNTS/AVERAGE	75/39.5	62/41.5
Net Punting Avg.	75/36.9	62/33.3
PENALTIES/YARDS	89/728	96/694
FUMBLES/LOST	35/17	28/12
TOUCHDOWNS	37	46
Rushing	10	20
Passing	21	23
Defensive	5	3
Returns	1	0
FIELD GOALS	21/26	28/33
TOTAL POINTS	320	405

BY QUARTERS	1	2	3	4	OT	TOT
SEA	70	100	59	91	0	320
Opp	96	140	71	98	0	405

RUSHING	ATT	Yds	AVG	LG	TD
Watters	278	1242	4.5	55	7
Alexander	64	313	4.9	50	2
Kitna	48	127	2.6	13	1
Huard	5	29	5.8	10	0
SEA	403	1720	4.3	55	10
OPP	503	2454	4.9	80t	20

RECEIVING	No	Yds	AVG	LG	TD
Dawkins	63	731	11.6	40	5
Watters	63	613	9.7	59	2
Jackson	53	713	13.5	71	6
Mayes	29	264	9.1	40	1
Mili	28	288	10.3	34	3
Fauria	28	237	8.5	16	2
Strong	23	141	6.1	24	1
J. Williams	8	99	12.4	18	0
Bailey	6	62	10.3	22	1
Alexander	5	41	8.2	18	0
SEA	308	3198	10.4	71	21
OPP	309	4089	13.2	73	23

PUNTING	No	Yds	AVG	NETTB	I20LG	B
Feagles	74	2960	40.0	36.9	2 24	57 1
SEA	75	2960	39.5	36.9	2 24	57 1
OPP	62	2571	41.5	33.3	6 21	69 0

PUNT RETURNS	No	FC	Yds	AVG	LG	TD
Rogers	26	12	363	14.0	43	0
SEA	30	14	384	12.8	43	0
OPP	32	18	151	4.7	22	0

INTERCEPTIONS	No	Yds	AVG	LG	TD
Bellamy	4	132	33.0	84t	1
W. Williams	4	74	18.5	69t	1
Simmons	2	15	7.5	8	0
Springs	2	8	4.0	8	0
Koonce	1	27	27.0	27t	1
SEA	17	300	17.6	84t	3
OPP	21	191	9.1	79t	2

KICKOFF RETURNS	No	Yds	AVG	LG	TD
Rogers	66	1629	24.7	81t	1
SEA	80	1932	24.2	81t	1
OPP	64	1236	19.3	39	0

FIELD GOALS	1-19	20-29	30-39	40-49	50+
Lindell	0/0	4/5	1/1	7/8	3/3
Hepppner™	1/1	2/2	1/3	2/2	0/1
SEA	1/1	6/7	2/4	9/10	3/4
OPP	1/1	11/12	7/9	9/9	0/2

PASSING	ATT	CMP	YDS	CMP%	YDS/ATT	TD	TD%	INT	INT%	LG	SACKED	RATING
Kitna	418	259	2658	62.0	6.36	18	4.3	19	4.5	71	33/168	75.6
Huard	87	49	540	56.3	6.21	3	3.4	2	2.3	45	13/72	76.8
SEA	507	308	3198	60.7	6.31	21	4.1	21	4.1	71	46/238	75.5
OPP	489	309	4089	63.2	8.36	23	4.7	17	3.5	73	27/152	90.8

DEFENSIVE STATISTICS

PLAYER	T	S	A	SAC	PD	FFFR
Simmons	147	119	28	4.0	2	2 0
Koonce	97	73	24	1.5	5	0 1
C. Brown	94	71	23	6.0	3	2 3
Bellamy	87	69	18	2.0	8	2 0
Springs	85	72	13	0.0	14	1 0
W. Williams	60	51	9	1.0	11	1 1
Joseph	58	45	13	0.0	4	0 0
Kennedy	50	32	18	1.0	9	0 0
King	48	42	6	6.0	3	0 0

RECORD (FINISH): 6-10 (4th AFC West)

HEAD COACH: Mike Holmgren (15-17, .469)

ASSISTANTS: Gil Haskell (Offensive Coordinator), Steve Sidwell (Defensive Coordinator), Larry Brooks (DL), Jerry Colquitt (Off. Quality Control), Nolan Cromwell (Wide Receivers), Ken Flajole (Linebackers), Johnny Holland (Asst. Special Teams/Stength & Cond.), Kent Johnston (Strength & Cond.), Jim Lind (Tight Ends), Clayton Lopez (Def. Quality Control), Tom Lovat (Asst. Head Coach/Offensive Line), Stump Mitchell (Running Backs), Dick Roach (Defensive Backs), Pete Rodriguez (Special Teams), Mike Sheppard (Quarterbacks), Rod Springer (Asst. Strength & Cond.)

CAPTAINS: Game-to-Game

LARGENT AWARD: RB Ricky Watters

PRO BOWL: None

POS.	OFFENSE	STARTS
WR	Sean Dawkins	16
LT	Walter Jones	16
LG	Pete Kendall	16
C	Chris Gray	16
RG	Floyd Wedderburn	16
RT	Chris McIntosh	10
TE	Christian Fauria	10
WR	Darrell Jackson*	10
	Derrick Mayes	8
QB	Jon Kitna	12
	Brock Huard	4
RB	Ricky Watters	16
FB	Mark Strong	12

DEFENSE

LE	Michael Sinclair	16
LT	Riddick Parker	16
RT	Cortez Kennedy	16
RE	Lamar King	16
OLB	Chad Brown	16
MLB	George Koonce	16
OLB	Anthony Simmons	16
LCB	Shawn Springs	16
RCB	Willie Williams	15
SS	Kerry Joseph	10
	Reggie Tongue	6
FS	Jay Bellamy	16

SPECIAL TEAMS

K	Rian Lindell*	12
P	Jeff Feagles	16

* Rookie or first-year player

AFC

EASTERN	W	L	T	PCT.	PTS.	OPP.
*Miami	11	5	0	.588	323	226
*Indianapolis	10	6	0	.625	429	326
NY Jets	9	7	0	.563	321	321
Buffalo	8	8	0	.500	315	350
New England	5	11	0	.312	276	338

CENTRAL	W	L	T	PCT.	PTS.	OPP.
*Tennessee	13	3	0	.812	346	191
*Baltimore	12	4	0	.750	333	165
Pittsburgh	9	7	0	.563	321	255
Jacksonville	7	9	0	.438	367	327
Cincinnati	4	12	0	.250	185	359
Cleveland	3	13	0	.188	161	419

WESTERN	W	L	T	PCT.	PTS.	OPP.
*Oakland	12	4	0	.750	479	299
*Denver	11	5	0	.688	485	369
Kansas City	7	9	0	.438	355	354
Seattle	6	10	0	.375	320	405
San Diego	1	15	0	.062	269	440

NFC

EASTERN	W	L	T	PCT.	PTS.	OPP.
*NY Giants	12	4	0	.750	328	246
*Philadelphia	11	5	0	.688	351	245
Washington	8	8	0	.500	281	269
Dallas	5	11	0	.312	294	361
Arizona	3	13	0	.188	210	443

CENTRAL	W	L	T	PCT.	PTS.	OPP.
*Minnesota	11	5	0	.688	397	371
*Tampa Bay	10	6	0	.625	388	269
Green Bay	9	7	0	.562	353	323
Detroit	9	7	0	.562	307	307
Chicago	5	11	0	.312	216	355

WESTERN	W	L	T	PCT.	PTS.	OPP.
*New Orleans	10	6	0	.625	354	305
*St. Louis	10	6	0	.625	540	471
Carolina	7	9	0	.438	310	310
San Francisco	6	10	0	.375	388	422
Atlanta	4	12	0	.250	252	413

2001 REVIEW (9-7)

DATE	W/L	SCORE	OPPONENTS	ATT	SCORING	TD	RU	PA	Rt	PAT	FG	SPts
09/09	W	9-6	at Cleveland	72,318	Alexander	16	14	2	0			96
09/23	L	3-27	Philadelphia	62,826	Lindell					33/33	20/32	0 93
09/30	L	14-38	at Oakland	54,629	Jackson	8	0	8	0			0 48
10/07	W	24-15	Jacksonville	54,524	Mili	2	0	2	0			0 12
10/14	W	34-21	Denver	61,837	8 w/ one	8	1	3	4			0 48
10/28	L	20-24	Miami	59,108	SEA	34	15	15	4	33/33	20/32	1301
11/04	L	14-27	at Washington	82,352	OPP	34	9	20	5	31/31	29/36	0324
11/11	W	34-27	Oakland	67,231								
11/18	W	23-20	at Buffalo	60,836	RUSHING	ATT	YDS	AVG	LG	TD		
11/25	L	7-19	at Kansas City	77,357	Alexander	309	1318	4.3	88t			14
12/02	W	13-10	San Diego (OT)	55,466	Watters	72	318	4.4	40			1
12/09	L	7-20	at Denver	74,524	Hasselbeck	40	141	3.5	17			0
12/16	W	29-3	Dallas	63,366	Strong	17	55	3.2	12			0
12/23	L	24-27	at NY Giants	78,119	Graham	12	43	3.6	19			0
12/30	W	25-22	at San Diego	51,412	SEA	469	1936	4.1	88t			15
01/06	W	21-18	Kansas City	58,460	OPP	427	1721	4.0	57			9

TEAM STATISTICS	SEA	OPP
TOTAL FIRST DOWNS	274	300
Rushing	107	91
Passing	141	186
Penalty	26	23
3rd Down: Made/Att	77/213	92/223
3rd Down Pct.	36.2	41.3
4th Down: Made/Att	8/17	6/11
4th Down Pct.	47.1	54.5
POSSESSION AVG.	29:51	30:09
TOTAL NET YARDS	4772	5206
Avg. Per Game	298.3	325.4
Total Plays	980	1028
Avg. Per Play	4.9	5.1
NET YARDS RUSHING	1936	1721
Avg. Per Game	121.0	107.6
Total Rushes	469	427
NET YARDS PASSING	2836	3485
Avg. Per Game	177.3	217.8
Sacked/Yards Lost	49/328	38/248
Gross Yards	3164	3733
Att./Completions	462/258	563/339
Completion Pct.	55.8	60.2
Had Intercepted	12	14
PUNTS/AVERAGE	86/43.4	76/42.3
Net Punting Avg.	86/36.4	76/36.1
PENALTIES/YARDS	66/579	101/805
FUMBLES/LOST	24/9	28/13
TOUCHDOWNS	34	34
Rushing	15	9
Passing	15	20
Defensive	4	3
Returns	0	2
FIELD GOALS	20/32	29/36
TOTAL POINTS	301	324

BY QUARTERS	1	2	3	4	OT	TOT
SEA	64	107	75	52	3	301
Opp	53	123	74	74	0	324

RECEIVING	NO	YDS	AVG	LG	TD
Jackson	70	1081	15.4	64	8
Alexander	44	343	7.8	28t	2
Robinson	39	536	13.7	42	1
Ingram	29	400	13.8	31	0
Fauria	21	18	9.0	30	1
Strong	17	141	8.3	35	0
J. Williams	12	212	17.7	49	1
SEA	258	3164	12.3	64	15
OPP	339	3733	11.0	65	20

PUNTING	NO	YDS	AVG	NET	TB	I20	LG	B
Feagles	85	3730	43.9	36.4	7	26	68	1
SEA	86	3730	43.4	36.4	7	26	68	1
OPP	76	3212	42.3	36.1	6	25	64	1

PUNT RET	NO	FC	YDS	AVG	LG	TD
Rogers	25	10	244	9.8	34	0
SEA	33	14	352	10.7	34	0
OPP	43	11	462	10.7	86t	1

INT	NO	YDS	AVG	LG	TD
W. Williams	4	24	6.0	24	0
Tongue	3	67	22.3	55t	1
Charlton	2	43	21.5	38t	1
Robertson	2	30	15.0	25	0
Kacyvenski	1	22	22.0	22	0
Lucas	1	0	0.0	0	0
Springs	1	0	0.0	0	0
SEA	14	186	13.3	55t	2
OPP	12	36	3.0	10	0

KICKOFF RETURNS	NO	YDS	AVG	LG	TD
Rogers	50	1120	22.4	64	0
SEA	72	1496	20.8	64	0
OPP	64	1273	19.9	90t	1

FIELD GOALS	1-19	20-29	30-39	40-49	50+
Lindell	0/0	7/8	4/5	6/14	3/5
SEA	0/0	7/8	4/5	6/14	3/5
OPP	0/0	12/12	7/8	9/12	1/4

PASSING	ATT	CMP	YDS	CMP%	YDS/ATT	TD	TD%	INT	INT%	LG	SACKED	RATING
Hasselbeck	321	176	2023	54.8	6.30	7	2.2	8	2.5	64	38/251	70.9
Dilfer	122	73	1014	59.8	8.31	7	5.7	4	3.3	54	10/72	92.0
Huard	17	9	127	52.9	7.47	1	5.9	0	0.0	44	1/5	96.9
Feagles	2	0	0	0.0	0.00	0	0.0	0	0.0	0	0/0	39.6
SEA	462	258	3164	55.8	6.85	15	3.2	12	2.6	64	49/328	77.2
OPP	563	339	3733	60.2	6.63	20	3.6	14	2.5	65	38/248	81.4

DEFENSIVE STATISTICS

PLAYER	T	S	A	SAC	INT	PD	FF	FR
Simmons	123	103	20	2.0	0	7	1	0
C. Brown	106	80	26	8.5	0	7	2	1
Kirkland	101	80	21	1.0	0	4	1	0
Tongue	72	53	19	1.0	3	7	1	1
W. Williams	68	57	11	0.0	4	16	1	1
Robertson	63	48	15	0.0	2	3	0	0
Eaton	55	42	13	1.0	0	2	1	0

RECORD (FINISH): 9-7 (2nd AFC West)

HEAD COACH: Mike Holmgren (24-24, .500)

ASSISTANTS: Gil Haskell (Offensive Coordinator), Steve Sidwell (Defensive Coordinator), Larry Brooks (DL), Jerry Colquitt (Off. Quality Control), Nolan Cromwell (Wide Receivers), Ken Flajole (Linebackers), Johnny Holland (Asst. Special Teams/Stength & Cond.), Kent Johnston (Strength & Cond.), Jim Lind (Tight Ends), Clayton Lopez (Def. Quality Control/Def. Backs), Tom Lovat (Asst. Head Coach/Offensive Line), Mark Michaels (Asst. Special Teams), Stump Mitchell (Running Backs), Pete Rodriguez (Special Teams), Rod Springer (Asst. Strength & Cond.), Jim Zorn (Quarterbacks)

CAPTAINS: Chad Brown, Matt Hasselbeck, Levon Kirkland, Marcus Robertson, Robbie Tobeck, Ricky Watters

LARGENT AWARD: FB Mack Strong

PRO BOWL: Walter Jones, John Randle

POS.	OFFENSE	STARTS
WR	Koren Robinson*	13
LT	Walter Jones	16
LG	Steve Hutchinson	16
C	Robbie Tobeck	16
RG	Chris Gray	16
RT	Todd Weiner	13
TE	Christian Fauria	11
	Itula Mili	5
WR	Darrell Jackson	16
	Bobby Engram	4
QB	Matt Hasselbeck	12
	Trent Dilfer	4
RB	Shaun Alexander	12
	Ricky Watters	4
FB	Mack Strong	13
	DEFENSE	
LE	Michael Sinclair	16
LT	Chad Eaton	16
RT	John Randle	14
RE	Lamar King	8
	John Hilliard	8
OLB	Chad Brown	16
MLB	Levon Kirkland	16
OLB	Anthony Simmons	16
LCB	Shawn Springs	7
	Ken Lucas	8
RCB	Willie Williams	14
SS	Reggie Tongue	16
FS	Marcus Robertson	12
	SPECIAL TEAMS	
K	Rian Lindell	16
P	Jeff Feagles	16

* Rookie or first-year player

AFC

EASTERN	W	L	T	PCT.	PTS.	OPP.
*New England	11	5	0	.688	371	272
*Miami	11	5	0	.688	344	290
*NY Jets	10	6	0	.625	308	295
Indianapolis	6	10	0	.375	413	486
Buffalo	3	13	0	.188	265	420

CENTRAL	W	L	T	PCT.	PTS.	OPP.
*Pittsburgh	13	3	0	.812	352	212
*Baltimore	10	6	0	.600	303	265
Cleveland	7	9	0	.438	285	319
Tennessee	7	9	0	.438	336	388
Cincinnati	6	10	0	.375	294	286
Jacksonville	6	10	0	.375	226	309

WESTERN	W	L	T	PCT.	PTS.	OPP.
*Oakland	10	6	0	.625	399	327
Seattle	9	7	0	.562	301	324
Denver	8	8	0	.500	340	339
Kansas City	6	10	0	.375	320	344
San Diego	5	11	0	.312	332	321

NFC

EASTERN	W	L	T	PCT.	PTS.	OPP.
*Philadelphia	11	5	0	.688	343	208
Washington	8	8	0	.500	256	303
Arizona	7	9	0	.438	294	321
NY Giants	7	9	0	.438	295	343
Dallas	5	11	0	.312	246	338

CENTRAL	W	L	T	PCT.	PTS.	OPP.
*Chicago	13	3	0	.812	338	203
*Green Bay	12	4	0	.750	390	266
*Tampa Bay	9	7	0	.563	324	280
Minnesota	5	11	0	.312	290	390
Detroit	2	14	0	.125	270	424

WESTERN	W	L	T	PCT.	PTS.	OPP.
*St. Louis	14	2	0	.875	503	273
*San Francisco	12	4	0	.750	409	282
New Orleans	7	9	0	.438	333	409
Atlanta	7	9	0	.438	291	377
Carolina	1	15	0	.062	253	410

2002 REVIEW (7-9)

DATE	W/L	SCORE	OPPONENTS	ATT	SCORING	TD	RU	PA	Rt	PAT	FG	SPTS
09/08	L	17-31	at Oakland	53,260	Alexander	18	16	2	0			108
09/15	L	13-24	Arizona	63,104	Lindell					38/38	23/29	107
09/22	L	6-9	at NY Giants	78,551	Robinson	5	0	5	0			30
09/29	W	48-23	Minnesota	65,212	Jackson	4	0	4	0			24
10/14	L	21-28	San Francisco	66,420	Stevens	3	0	3	0			18
10/20	L	20-37	at St. Louis	65,931	SEA	41	17	19	5	38/38	23/29	0355
10/27	W	17-14	at Dallas	63,854	OPP	43	18	21	4	39/39	22/26	0369
11/03	L	3-14	Washington	64,325								
11/10	W	27-6	at Arizona	29,252	RUSHING	ATT	YDS	AVG	LG	TD		
11/17	L	9-31	Denver	65,495	Alexander	295	1175	4.0	58t	16		
11/24	W	39-32	Kansas City	56,250	Hasselbeck	40	202	5.1	21	1		
12/01	L	24-31	at San Francisco	67,594	Morris	32	153	4.8	24	0		
12/08	L	20-27	Philadelphia	59,862	Strong	23	94	4.1	9	0		
12/15	W	30-24	at Atlanta (OT)	69,551	Evans	17	53	3.1	8	0		
12/22	W	30-10	St. Louis	63,953	Robinson	8	56	7.0	20	0		
12/29	W	31-28	at San Diego (OT)	52,159	SEA	430	1740	4.0	58	17		
					OPP	500	2441	4.9	58t	18		

TEAM STATISTICS	SEA	OPP
TOTAL FIRST DOWNS	347	356
Rushing	104	140
Passing	208	191
Penalty	35	25
3rd Down: Made/Att	93/216	100/215
3rd Down Pct.	43.1	46.5
4th Down: Made/Att	6/21	6/13
4th Down Pct.	28.6	46.2
POSSESSION AVG.	28:55	31:05
TOTAL NET YARDS	5818	5852
Avg. Per Game	363.6	365.8
Total Plays	1050	1083
Avg. Per Play	5.5	5.4
NET YARDS RUSHING	1740	2441
Avg. Per Game	108.8	152.6
Total Rushes	430	500
NET YARDS PASSING	4078	3411
Avg. Per Game	254.9	213.2
Sacked/Yards Lost	33/179	28/185
Gross Yards	4257	3596
Att./Completions	587/361	555/321
Completion Pct.	61.5	57.8
Had Intercepted	16	19
PUNTS/AVERAGE	61/41.7	65/39.0
Net Punting Avg.	61/37.0	65/33.0
PENALTIES/YARDS	100/792	99/816
FUMBLES/LOST	23/12	22/11
TOUCHDOWNS	41	43
Rushing	17	18
Passing	19	21
Defensive	3	1
Returns	2	3
FIELD GOALS	23/29	22/26
TOTAL POINTS	355	369

BY QUARTERS	1	2	3	4	OT	TOT
SEA	67	123	58	98	9	355
Opp	75	99	82	113	0	369

RECEIVING	NO	YDS	AVG	LG	TD
Robinson	78	1240	15.9	83	5
Jackson	62	877	14.1	48	4
Alexander	59	460	7.8	80t	2
Engram	50	619	12.4	38	0
Mili	43	508	11.8	49	2
Stevens	26	252	9.7	29	3
Strong	22	120	5.5	12	2
SEA	361	4257	11.8	83	19
OPP	321	3596	11.2	64t	21

PUNTING	NO	YDS	AVG	NET/TB	I20LG	B
Feagles	61	2542	41.7	37.0	4	22 58 0
SEA	61	2542	41.7	37.0	4	22 58 0
OPP	65	2538	39.0	33.0	7	20 59 0

PUNT RET	NO	FC	YDS	AVG	LG	TD
Engram	21	23	224	10.7	61t	1
SEA	25	23	256	10.2	61t	1
OPP	17	19	202	11.9	89t	1

INT	NO	YDS	AVG	LG	TD
Tongue	5	118	23.6	46t	1
Lucas	3	67	22.3	40	0
Springs	3	0	0.0	0	0
Simmons	2	19	9.5	15	0
Six with 1					
SEA	19	245	12.9	46t	1
OPP	16	119	7.4	22t	1

KICKOFF RETURNS	NO	YDS	AVG	LG	TD
Morris	34	821	24.1	97t	1
Williams, J.	21	354	16.9	46	0
SEA	74	1533	20.7	97t	1
OPP	73	1591	21.8	95t	2

FIELD GOALS	1-19	20-29	30-39	40-49	50+
Lindell	1/1	9/9	8/10	4/5	1/4
SEA	1/1	9/9	8/10	4/5	1/4
OPP	0/0	9/9	6/8	7/9	0/0

PASSING	ATT	CMP	YDS	CMP%	YDS/ATT	TD	TD%	INT	INT%	LG	SACKED	RATING
Hasselbeck	419	267	3075	63.7	7.34	15	3.6	10	2.4	49	26/143	87.8
Dilfer	168	94	1182	56.0	7.04	4	2.4	6	3.6	83	7/36	71.1
SEA	587	361	4257	61.5	7.25	19	3.2	16	2.7	83	33/179	83.0
OPP	555	321	3596	57.8	6.48	21	3.8	19	3.4	64t	28/185	75.6

DEFENSIVE STATISTICS

PLAYER	T	S	A	SAC	INT	PD	FF	FR
Tongue	93	68	25	0	5	10	0	1
Robertson	89	67	22	0	0	4	0	2
Lucas	82	71	11	0	3	12	1	0
Bell	74	63	11	1.0	0	5	2	2
Eaton	73	48	25	1.0	0	3	0	2
Kacyvenski	71	51	20	0	1	1	0	0
Springs	59	54	5	0	3	11	0	1

POS.	OFFENSE	STARTS
WR	Koren Robinson	16
LT	Walter Jones	14
LG	Chris Gray (4 @ RG)	12
	Steve Hutchinson	4
C	Robbie Tobeck	16
RG	Floyd Wedderburn	10
RT	Pork Chop Womack (2 @ LT)	8
	Chris Terry	5
TE	Itula Mili	12
WR	Darrell Jackson	13
	James Williams	2
	Bobby Engram	1
QB	Matt Hasselbeck	10
	Trent Dilfer	6
RB	Shaun Alexander	16
FB	Mack Strong	12
	DEFENSE	
LE	Lamar King	12
LT	Chad Eaton	16
RT	John Randle	12
RE	Antonio Cochran	16
OLB	Chad Brown	8
	Tim Terry	8
MLB	Isaiah Kacyvenski	9
	Orlando Huff	7
OLB	Marcus Bell	9
	Anthony Simmons	7
LCB	Shawn Springs	15
	Willie Williams	1
RCB	Ken Lucas	16
SS	Reggie Tongue	16
FS	Marcus Robertson	15
	Curtis Fuller	1
	SPECIAL TEAMS	
K	Rian Lindell	16
P	Jeff Feagles	16

RECORD (FINISH): 7-9 (3rd NFC West)

HEAD COACH: Mike Holmgren (31-33, 484)

ASSISTANTS: Gil Haskell (Offensive Coordinator), Steve Sidwell (Defensive Coordinator), Larry Brooks (DL), Jerry Colquitt (Off. Quality Control), Nolan Cromwell (Wide Receivers), Ken Flajole (Linebackers), Johnny Holland (Linebackers), Kent Johnston (Strength & Cond.), Bill Laveroni (Asst. Off. Line), Jim Lind (Tight Ends), Clayton Lopez (Def. Quality Control/Def. Backs), Tom Lovat (Asst. Head Coach/Offensive Line), Mark Michaels (Asst. Special Teams), Stump Mitchell (Running Backs), Pete Rodriguez (Special Teams), Rod Springer (Asst. Strength & Cond.), Jim Zorn (Quarterbacks)

CAPTAINS: Chad Brown, Matt Hasselbeck, Levon Kirkland, Marcus Robertson, Robbie Tobeck, Ricky Watters

LARGENT AWARD: FB Mack Strong

PRO BOWL: Walter Jones

AFC

EAST	W	L	T	PCT.	PTS.	OPP.
*NY Jets	9	7	0	.562		
New England	9	7	0	.562		
Miami	9	7	0	.562		
Buffalo	8	8	0	.500		
NORTH	W	L	T	PCT.	PTS.	OPP.
*Pittsburgh	10	5	1	.656		
*Cleveland	9	7	0	.562		
Baltimore	7	9	0	.438		
Cincinnati	2	14	0	.125		
SOUTH	W	L	T	PCT.	PTS.	OPP.
*Tennessee	11	5	0	.688		
*Indianapolis	10	6	0	.625		
Jacksonville	6	10	0	.375		
Houston	4	12	0	.250		
WEST	W	L	T	PCT.	PTS.	OPP.
*Oakland	11	5	0	.688		
Denver	9	7	0	.562		
San Diego	8	8	0	.500		
Kansas City	8	8	0	.500		

NFC

EAST	W	L	T	PCT.	PTS.	OPP.
*Philadelphia	12	4	0	.750		
*NY Giants	10	6	0	.625		
Washington	7	9	0	.438		
Dallas	5	11	0	.312		
NORTH	W	L	T	PCT.	PTS.	OPP.
*Green Bay	12	4	0	.750		
Minnesota	6	10	0	.375		
Chicago	4	12	0	.250		
Detroit	3	13	0	.188		
SOUTH	W	L	T	PCT.	PTS.	OPP.
*Tampa Bay	12	4	0	.750		
*Atlanta	9	6	1	.594		
New Orleans	9	7	0	.562		
Carolina	7	9	0	.438		
WEST	W	L	T	PCT.	PTS.	OPP.
*San Francisco	10	6	0	.625		
St. Louis	7	9	0	.438		
Seattle	7	9	0	.438		
Arizona	5	11	0	.333		

COACHES ALL-TIME ROSTER

<u>NAME</u>	<u>RESPONSIBILITY</u>	<u>YEARS</u>	<u>COLLEGE</u>
Arnold, Dave	Special Teams	1995-97	Drake
Austin, Teryl	Defensive Backs	2003-	Pittsburgh
Becker, John	Off. Coord./WRs	1989-91	Cal State-Northridge
Board, Dwaine	Defensive Line	2003-	North Carolina A&T
Boghosian, Sam	Off. Coord./OL	1976-77	UCLA
Brasher, Tommy	Defensive Line	1992-98	Arkansas
Bratkowski, Bob	Wide Receivers	1992-94	Washington State
	Offensive Coord./WRs	1995-97	
	Offensive Coordinator	1998	
Brooks, Larry	Defensive Line	1999-2002	Virginia State
Brown, Dave	Defensive Coach	1992-98	Michigan
Catlin, Tom	Asst. Head Coach/LBs/Def. Coord.	1983-91	Oklahoma
	Assistant Head Coach/Defense	1992	
	Assistant Head Coach	1993	
	Quality Control	1994-95	
Christensen, Jack	Defensive Backs	1978-82	Colorado State
Colquitt, Jerry	Offensive Quality Control	1999-2002	Tennessee
Cromwell, Nolan	Wide Receivers	1999-	Kansas
Dyer, George	Defensive Line	1983-91	Cal-Santa Barbara
Erickson, Dennis	Head Coach	1995-98	Montana State
Flajole, Ken	Defensive Backs	1999, 2001-02	Pacific Lutheran
	Linebackers	2000	
Flores, Tom	Head Coach	1992-94	Pacific
Gilbertson, Keith	Defensive Assistant	1996	Cent. Washington
	Tight Ends	1997-98	
Gillespie, Bill	Strength & Conditioning	2003-	Liberty
Harris, Chick	Running Backs	1983-91	Northern Arizona
Haskell, Gil	Offensive Coordinator	2000-	San Francisco State
Hawkins, Ralph	Defensive Backs	1985-88	Maryland
Holland, Johnny	Asst. Special Teams & Strength	2000	Texas A&M
	Linebackers	2001-02	
Hollway, Bob	Defensive Coordinator/DBs	1976-77	Michigan
Holmgren, Mike	Head Coach	1999-	Southern California
Houck, Hudson	Offensive Line	1992	Southern California
Jackson, Milt	Wide Receivers	1998	Tulsa
James, Ned	Offensive Assistant	1995-96	New Mexico
	Defensive Assistant	1997	
	Linebackers	1998	Missouri
Johnson, Jim	Strength & Conditioning	1999-	Stephen F. Austin
Johnston, Kent	Offensive Coordinator/QBs	1992-94	LaVerne
Kennan, Larry	Head Coach	1983-91	Juniata
Knox, Chuck	Assistant Strength & Cond.	1997-98	Miami
	Running Backs	2001-	
Lappano, Tim	Defensive Line	1998	Idaho
Lauterbur, Frank	Asst. Offensive Line	2001-	Mt. Union
Laveroni, Bill	Strength & Conditioning	1995-98	California
LeDuc, Dana	Defensive Line	1976-77	Texas
Leggett, Earl	Linebackers	1999	Louisiana State
Lind, Jim	Tight Ends	2000-	Bemidji (Minn.) State
	Defensive Quality Control	1999-2001	
Lopez, Clayton	Defensive Asst./Secondary	2002-	Nevada
	Offensive Line	1999-	
Lovat, Tom	Running Backs	1976-82	Utah
MacDonald, Andy	Linebackers	2003-	Central Michigan
Marshall, John	Staff Assistant	1989-95	Oregon
Matsumoto, Arnie	Head Coach	1982	Lewis and Clark
McCormack, Mike	Defensive Coordinator	1995-98	Kansas
McMackin, Greg	Quarterbacks	1983-91	So. Oregon State
Meyer, Ken	Assistant Offensive Line	1998	Denison
Meyers, Bill	Asst. Special Teams	2001-	Stanford
Michaels, Mark	Running Backs	1999-	Connecticut
Mitchell, Stump	Wide Receivers	1983-85	Citadel
Moore, Steve	Offensive Coordinator/WRs	1986-88	Cal-Santa Barbara
	Defensive Line	1978-81	Occidental
Mora, Jim	Special Assignments	1990-91	Arizona State
Moyer, Paul	DBs/Asst. Special Teams	1992-94	

<u>NAME</u>	<u>RESPONSIBILITY</u>	<u>YEARS</u>	<u>COLLEGE</u>
Mudd, Howard	Offensive Line	1978-82 1993-97	Hillsdale
Murphy, Mike	Linebackers	1995-97	Huron
Olson, Rich	Quarterbacks	1995-98	Washington State
Patera, Jack	Head Coach	1976-82	Oregon
Peccatiello, Larry	Linebackers	1976-77	William and Mary
Perry, Rod	Defensive Coordinator/LBs	1978-80	
Prochaska, Ray	Defensive Backs	1989-91	Colorado
Purnell, Russ	Offensive Coordinator/OL Special Assignments	1983-85 1986	Nebraska Whittier
Raines, Frank	TEs/Asst. Special Teams TEs/Special Teams	1987-91 1992-94	
Reynolds, Gary	Strength & Conditioning	1990-94	George Mason
Rhime, Jerry	Offensive Asst./Quality Control QB/WRs/TEs	2003- 1976-77	Texas A&M Tulsa
Rhodes, Ray	Offensive Coord./QB/WRs/TEs	1978-79	
Roach, Dick	Offensive Coord./QB/WRs	1979-82	
Robinson, Willy	Defensive Coordinator	2003-	Tulsa
Rodriguez, Pete	Defensive Assistant Defensive Backs	1999-2000 1995-98	Black Hills State Fresno State
Shelmon, Clarence	Asst. Head Coach/Special Teams	1998	Western St. (Colorado)
Sheppard, Mike	Special Teams Coordinator	1999-	
Sherman, Mike	Running Backs	1992-97	Houston
Shurmur, Fritz	Quarterbacks	1999-2000	California Lutheran
Sidwell, Steve	Offensive Coordinator	1999	Central Connecticut State
Simpson, Jackie	Defensive Coordinator	1999	Albion College (Michigan)
Smith, Gregg	Defensive Coordinator	2000-2002	Colorado
Springer, Rod	Defensive Coord./LBs	1981-82	Mississippi
Stephenson, Kent	Assistant Head Coach/TEs	1995-96	Idaho
Tillman, Rusty	Asst. Head Coach/Offensive Line Offensive Line	1997 1998	
Vitt, Joe	Assistant Strength & Cond.	1999-2002	Tarleton State
Yarber, Eric	Offensive Line	1985-91	Northern Iowa
Zorn, Jim	Special Teams	1979-82	Northern Arizona
	Special Teams/TEs	1983-86	
	Special Teams/LBs	1987-91	
	Defensive Coordinator./LBs	1992-94	
	Special Assignments	1982-91	Towson State
	Offensive Quality Control	1998	Idaho
	Offensive Assistant	1997	Cal Poly-Pomona
	Quarterbacks Coach	2001-	

ALL-TIME ROSTER

<u>PLAYER</u>	<u>POSITION</u>	<u>YEARS</u>	<u>A</u> <u>GP</u>	<u>GS</u>	<u>COLLEGE</u>
Abramowitz, Sid	T	1984	4	0	Tulsa
Adams, Sam	DT-DE	1994-99	89	66	Texas A&M
Adams, Theo	T	1992	10	0	Hawaii
Adkins, Sam	QB	1977-82	10	0	Wichita State
Agee, Tommie	FB	1988	16	0	Auburn
Ahrens, Dave	LB	1990	10	3	Wisconsin
Aiu, Charlie	G	1978	1	0	Hawaii
Alexander, Shaun	RB	2000-	48	29	Alabama
Allen, Harvey	S	1987	2	2	Nevada-Las Vegas
Allert, Ty	LB	1990	1	0	Texas
Allred, Brian	CB	1993-94	4	0	Sacramento State
Alvarez, Wilson	K	1981	4	0	S.E. Louisiana
Anderson, Eddie	S	1986	5	0	Fort Valley State
Anderson, Fredell	DE	1980-82	22	6	Prairie View
Andrews, Ricky	LB	1990	15	0	Washington
Andrews, Tom	C-G	1987	2	2	Louisville
Atkins, James	T-G	1994-97	49	37	S.W. Louisiana
August, Steve	T	1977-84	97	90	Tulsa
Bachman, Ted	CB	1976	5	0	New Mexico State
Baham, Curtis	CB	1987	3	0	Tulane
Bailey, Edwin	G-T	1981-91	139	120	South Carolina State
Bailey, Karsten	WR	1999-2000	11	0	Auburn
Ballard, Howard	T	1994-98	74	74	Alabama A&M

Bannister, Alex	WR	2001-	32	1	Eastern Kentucky
Barbay, Roland	NT	1987	5	0	Louisiana State
Barber, Michael	LB	1995-97	21	9	Clemson
Barisich, Carl	DE	1976	14	7	Princeton
Barr, Robert	T	1996	*0	0	Rutgers
Bates, Michael	WR	1993-94	31	1	Arizona
Beamon, Austry	S	1977-79	45	39	East Texas State
Bebout, Nick	T	1976-79	56	55	Wyoming
Beebe, Frank	G	1996-2000	46	8	Panhandle State
Beeson, Terry	LB	1977-81	77	67	Kansas
Bell, Coleman	TE	1996	*0	0	Miami
Bell, Marcus	LB	2000-	45	9	Arizona
Bell, Mark	TE-DE	1979-80, 82	41	2	Colorado State
Bellamy, Jay	S	1994-2000	98	55	Rutgers
Bengen, Brant	WR	1987	3	0	Idaho
Benjamin, Tony	FB	1977-79	28	1	Duke
Berry, Ray	LB	1993	8	2	Baylor
Bernard, Rocky	DT	2002-	16	2	Texas A&M
Bernard, Walter	CB	2002-	1	0	New Mexico
Berti, Tony	G-T	1998	*0	0	Colorado
Bickett, Duane	LB	1994-95	22	1	Southern California
Bierrria, Terreal	S	2002-	14	0	Georgia
Bitterlich, Don	K	1976	3	0	Temple
Blackmon, Harold	CB	2001-	9	0	Northwestern
Blackmon, Robert	S	1990-96	106	96	Baylor
Blackshear, Jeff	G	1993-95	47	21	Northeast Louisiana
Blackwood, Lyle	S	1976	11	0	Texas Christian
Blades, Bennie	S	1997	10	9	Miami
Blades, Brian	WR	1988-98	156	122	Miami
Bloedorn, Greg	G	1997-99	12	0	Cornell
Blue, Anthony	CB	1987	3	0	Nevada-Las Vegas
Blear, Ned	LB	1990	5	0	Notre Dame
Bolton, Andrew	RB	1976	5	2	Fisk
Borchardt, Jon	G-T	1985-87	42	4	Montana State
Bosworth, Brian	LB	1987-89	24	24	Oklahoma
Bouyer, Willie	WR	1989-90	1	0	Michigan State
Bowman, Barry	P	1987	1	0	Louisiana Tech
Bownes, Fabien	WR	1999-	47	0	Western Illinois
Boyd, Dennis	DE-DT-T	1977-79, 81-82	59	27	Oregon State
Boyd, Jerome	LB	1983	5	0	Oregon State
Bradley, Ed	LB	1976	14	14	Wake Forest
Brandon, David	LB	1993-94	20	0	Memphis State
Briz, Darrick	G-C	1989-93	78	44	Oregon State
Brinson, Larry	RB	1980	8	0	Florida
Brock, Lou	CB	1988	1	0	Southern California
Broussard, Steve	RB	1995-98	58	2	Washington State
Brown, Arnold	CB	1987	2	0	No. Carolina Central
Brown, Chad	LB	1997-	86	86	Colorado
Brown, Dave	S-CB	1976-86	159	159	Michigan
Brown, Joe	DT	2001-2002	2	0	Ohio State
Brown, Reggie	FB	1996-2000	62	10	Fresno State
Brown, Theotis	RB	1981-83	22	7	UCLA
Brown, Tony	CB	1994-95	29	5	Fresno State
Brown, Travis	QB	2000	1	0	Northern Arizona
Bryant, Beno	RB	1994	2	0	Washington
Bryant, Cullen	FB	1983-84	19	5	Colorado
Bryant, Jeff	DE-DT	1982-93	175	167	Clemson
Bullard, Louis	T	1978-80	36	15	Jackson State
Burnham, Tim	T	1987-88	3	3	Washington
Burse, Tony	FB	1987	12	0	Middle Tennessee St.
Bush, Blair	C	1983-88	82	78	Washington
Butler, Chuck	LB	1984	8	0	Boise State
Butler, Hillary	LB	1998	7	0	Washington
Butler, Keith	LB	1978-87	146	132	Memphis State
Butler, Ray	WR	1985-88	41	8	Southern California

C

Cain, Joe	LB	1989-92, 97	68	13	Oregon Tech
Caldwell, Tony	LB	1987	1	1	Washington
Campbell, Jack	T	1982	1	0	Utah
Canty, Chris	CB	1999-2000	26	2	Kansas State
Carr, Roger	WR	1982	9	2	Louisiana Tech
Castor, Chris	WR	1983-84	23	0	Duke
Chadwick, Jeff	WR	1989-91	39	0	Grand Valley State
Charlton, Ike	CB	2000-	31	1	Virginia Tech
Childs, Jason	G	1993	*0	0	North Dakota
Clancy, Sam	DE	1983	13	0	Pittsburgh
Clark, Bernard	LB	1991	2	0	Miami
Clark, Greg	LB	1992	12	0	Arizona State
Clark, Louis	WR	1987-92	55	15	Mississippi State
Clarke, Ken	NT	1988	16	1	Syracuse
Clune, Don	WR	1976	9	1	Penn

Cochran, Antonio	DT	1999-	52	18	Georgia
Coder, Ron	G	1976-77, 79	43	19	Penn State
Coffield, Randy	LB	1976	13	0	Florida State
Coleman, Andre	WR	1997	2	0	Kansas State
Collins, Greg	LB	1976	13	0	Notre Dame
Collins, Mark	S	1998	9	0	Cal State Fullerton
Colquitt, Jimmy	P	1985	2	0	Tennessee
Comeaux, Darren	LB	1988-91	50	39	Arizona State
Cook, Kerwin	WR	2001	*0	0	Tulane
Cooke, Bill	DE-DT	1978-80	34	3	Massachusetts
Corley, Chris	TE	1987	1	0	South Carolina
Cortes, Julio	LB	1987	3	3	Miami
Cotton, Marcus	LB	1991	3	0	Southern California
Covington, Tony	S	1995	11	0	Virginia
Cowlings, Al	DE	1976	1	0	Southern California
Crawford, Rufus	RB	1978	16	0	Virginia State
Croel, Mike	DE	1998	11	0	Nebraska
Cronan, Peter	LB	1977-79, 81	50	3	Boston College
Crumpler, Carlester	TE	1994-98	69	31	East Carolina
Cryder, Bob	T	1984-86	32	25	Alabama
Cunningham, Ed	C	1996	11	3	Washington
Cunningham, T.J.	S	1996	9	0	Colorado
Curtis, Mike	LB	1976	14	14	Duke

D

Daniels, David	WR	1991-92	29	1	Penn State
Daniels, Phillip	DE	1996-99	60	41	Georgia
Darby, Alvis	TE	1976	1	0	Florida
Darche, Jean-Philippe	LS	2000-	48	0	McGill (Canada)
Davis, Anthony	LB	1993	10	0	Utah
Davis, Brian	CB	1991-92	29	2	Nebraska
Davis, Fred	CB	1987	1	1	Western Carolina
Davis, Harlan	CB	1991	0	0	Tennessee
Davis, Tyree	WR	1997	14	1	Central Arkansas
Dawkins, Sean	WR	1999-2000	32	29	California
Dean, Konrad	T	2002-	0	0	Akron
Dean, Vernon	S	1988	16	0	San Diego State
Dee, Donnie	TE	1989	3	3	Tulsa
Demarie, John	G	1976	9	8	Louisiana State
DeVita, Rob	LB	1987	1	0	Illinois Benedictine
Dickenson, Dave	QB	2002	0	0	Montana
Differ, Trent	QB	2001-	12	10	Fresno State
Dion, Terry	DE	1980	9	2	Oregon
Dixon, Zachary	RB	1983-84	26	2	Temple
Dodge, Dedrick	S	1991-92	25	0	Florida State
Donaldson, Ray	C	1993-94	32	32	Georgia
Donnelly, Rick	P	1990-91	19	0	Wyoming
Doomink, Dan	FB-RB	1979-85	92	44	Washington State
Dorning, Dale	DE	1987	3	3	Oregon
Dorris, Andy	DE	1977	4	1	New Mexico State
Dove, Wes	DE	1987	2	0	Syracuse
Duckett, Forey	S	1994	2	0	Nevada
Dufek, Don	S	1976-77, 79-84	95	6	Michigan
Dugan, Bill	G	1981-83	40	5	Penn State

E

Easley, Kenny	S	1981-87	89	87	UCLA
East, Ron	DT	1977	14	14	Montana State
Eaton, Chad	DT	2001-	32	32	Washington State
Edmonds, Bobby Joe	RB	1986-88	42	0	Arkansas
Edmunds, Ferrell	TE	1993-94	23	23	Maryland
Edwards, Antonio	DE	1993-97	51	24	Valdosta State
Edwards, Randy	DE-NT	1984-87	52	4	Alabama
Engram, Bobby	WR	2001-	30	10	Penn State
Eisenhooth, John	NT	1987	1	0	Lock Haven
Eisenhooth, Stan	C	1987-88	13	0	Towson State
Eller, Carl	DE	1979	16	8	Minnesota
Eloms, Joey	CB	1998-99	6	0	Indiana
Engles, Rick	P	1976-77	15	0	Tulsa
Essink, Ron	T	1980-85	83	70	Grand Valley State
Evans, Doug	CB	2002-	16	0	Louisiana Tech
Evans, Heath	FB	2001-	32	0	Auburn
Evans, Norm	T	1976-78	38	25	Texas Christian
Evans, Russell	WR	1987	1	0	N.E. Missouri State

F

Fairbanks, Don	DE	1987	3	3	Colorado
Fanning, Mike	DE	1984	16	0	Notre Dame
Farrell, Sean	G	1992	6	0	Penn State

Fauria, Christian	TE	1995-2001	103	72	Colorado
Feagles, Jeff	P	1998-2002	80	0	Miami
Feasel, Grant	C	1987-93	91	51	Abilene Christian
Fenner, Derrick	RB	1989-91	32	23	North Carolina
Ferguson, Duke	WR	1977-79	33	8	San Diego State
Fields, Scott	LB	1999	2	0	Southern California
Fifer, Bill	T	1979	*0	0	West Texas State
Finzer, Dave	P	1985	12	0	DePauw
Flones, Brian	LB	1981-82	13	0	Washington State
Foley, Glenn	QB	1999	2	1	Boston College
Frank, Malcolm	CB	1992	15	0	Baylor
Franklin, Byron	WR	1985-87	33	1	Auburn
Franklin, Jethro	DE	1989	7	1	Fresno State
French, Rufus	TE	1999-2000	*0	0	Mississippi
Frier, Mike	DT	1994	2	0	Appalachian State
Friesz, John	QB	1995-98	21	11	Idaho
Fuller, Curtis	S	2001-	26	2	Texas Christian
Fuller, Randy	CB	1999	2	0	Tennessee State

G

Gaines, Greg	LB	1981, 83-88	88	43	Tennessee
Galloway, Joey	WR	1995-99	71	67	Ohio State
Gamache, Vince	P	1986	16	0	Cal State-Fullerton
Garcia, Frank	P	1981	1	0	Arizona
Geddes, Ken	LB	1976-78	36	25	Nebraska
Gelbaugh, Stan	QB	1992-96	13	9	Maryland
George, Jeff	QB	2002	0	0	Illinois
Gilbert, Gale	QB	1985-86	25	2	California
Glasgow, Nesby	S	1988-92	77	30	Washington
Glaze, Charles	CB	1987	3	2	South Carolina State
Glover, Kevin	C	1998-99	14	14	Maryland
Godfrey, Chris	G	1988	9	2	Michigan
Graff, Neil	QB	1976	*0	0	Wisconsin
Graham, David	DE-NT	1982, 1987	6	2	Morehouse
Graham, Derrick	G	1996-97	25	25	Appalachian State
Graham, Jay	RB	2001	11	0	Tennessee
Graham, Jeff	QB	1993-94	*0	0	Long Beach State
Grant, Will	C	1986	7	6	Kentucky
Gray, Carlton	CB	1993-96	53	45	UCLA
Gray, Chris	G/C	1998-	79	66	Auburn
Gray, Oscar	FB	1996-97	9	0	Arkansas
Green, Ahman	RB	1998-99	30	0	Nebraska
Green, Boyce	RB	1987	2	2	Carson-Newman
Green, Jacob	DE	1980-91	178	176	Texas A&M
Green, Jessie	WR	1979-80	23	0	Tulsa
Green, Paul	TE	1992-94	35	23	Southern California
Green, Sammy	LB	1976-79	60	44	Florida
Green, Tony	KR	1979	11	0	Florida
Greene, Andrew	G	1998	4	0	Indiana
Greene, Danny	WR	1985	4	0	Washington
Gregory, Bill	DE-DT	1978-80	47	43	Wisconsin
Griffith, Russell	P	1987	2	0	Weber State

H

Habib, Brian	G	1998-99	32	32	Washington
Hackett, Dino	LB	1993	3	0	Appalachian State
Hagen, Mike	FB	1987	2	1	Montana
Hagler, Scott	K	1987	2	0	South Carolina
Hanks, Merton	S	1999	12	2	Iowa
Hannam, Ryan	TE	2002-	15	0	Northern Iowa
Hanousek, Matt	T-G	1987	3	3	Utah State
Hansen, Don	LB	1976	2	0	Illinois
Hardy, Andre	FB	1985	3	1	St. Mary's
Hardy, Darryl	LB	1997	2	0	Tennessee
Hardy, Robert	DT	1979-82	54	53	Jackson State
Harmon, Kevin	RB	1988-89	9	0	Iowa
Harper, Dwayne	CB	1988-93	94	76	South Carolina State
Harris, Corey	CB	1995-96	32	32	Vanderbilt
Harris, Elroy	RB	1989	14	0	Eastern Kentucky
Harris, Franco	FB	1984	8	6	Penn State
Harris, John	S	1978-85	119	112	Arizona State
Harris, Richard	DE-DT	1976-77	28	24	Grambling
Harris, Ronnie	WR	1994-98	44	0	Oregon
Harrison, Martin	DE	1997	8	0	Washington
Hart, Roy	NT	1988-89	16	1	South Carolina
Hasselbeck, Matt	QB	2001-	29	22	Boston College
Hauck, Tim	S	1997	16	0	Montana
Hayes, Eric	DT	1990-91	21	3	Florida State
Heck, Andy	T-G	1989-93	77	70	Notre Dame
Heller, Ron	TE	1990, 1992	32	16	Oregon State

Heppner, Kris	K	2000	4	0	Montana
Hernandez, Matt	T	1983	8	1	Purdue
Herrera, Efen	K	1978-81	60	0	UCLA
Hicks, Mark	LB	1983	10	1	Arizona State
Hill, James	TE	2000	10	0	Abilene Christian
Hill, Matt	T	2002-	14	0	Boise State
Hilliard, John	DE	2000-	27	11	Mississippi State
Hines, Andre	T	1980	9	0	Stanford
Hire, Doug	C	1987	3	1	Linfield
Hitchcock, Bill	T-G	1991-94	51	39	Purdue
Hoaglin, Fred	C	1976	13	7	Pittsburgh
Hobbs, Daryl	WR	1997	10	0	Pacific
Hollie, Doug	DE	1987-88	5	0	Southern Methodist
Hollis, David	CB-S	1987-89	27	0	Nevada-Las Vegas
Howard, Ron	TE	1976-78	42	36	Seattle
Huard, Brock	QB	1999-2001	6	4	Washington
Hudson, Gordon	TE	1986	16	4	Brigham Young
Huff, Orlando	LB	2001-	28	7	Fresno State
Hughes, David	FB	1981-85	69	27	Boise State
Hughes, Van D	T	1987	1	1	Southwest Texas State
Hunter, Al	RB-FB	1977-80	53	5	Notre Dame
Hunter, Huhn	G	1992	5	3	Brigham Young
Hunter, Patrick	CB	1986-94	120	99	Nevada-Reno
Hutchinson, Steve	G	2001-	20	20	Michigan
Hyde, Glenn	C	1986	3	0	Pittsburgh

I

Innocent, Dou	WR	1996	4	0	Mississippi
Irvin, Darrell	DE	1983	16	0	Oklahoma
Ivory, Horace	RB	1981-82	12	0	Oklahoma

J

Jackson, Darrell	WR	2000-	45	39	Florida
Jackson, Harold	WR	1983	15	6	Jackson State
Jackson, Joe	LB	1987	3	0	San Francisco State
Jackson, Michael	LB	1979-86	105	78	Washington
Jackson, Terry	CB	1984-85	32	0	San Diego State
James, Toran	LB	1998	#0	0	North Carolina A&T
Jefferson, James	CB	1989-93	58	3	Texas A&I
Jenkins, Marcus	G	2000	*0	0	Central Florida
Jenkins, Melvin	CB	1987-90	60	20	Cincinnati
Jodat, Jim	FB	1980-81	28	18	Carthage
Johns, Paul	WR	1981-84	40	18	Tulsa
Johnson, Dustin	FB	1999	1	0	Brigham Young
Johnson, Gregory	CB	1981-83, 86	56	3	Oklahoma State
Johnson, Johnnie	S	1989	3	1	Texas
Johnson, M.L.	LB	1987-89	37	9	Hawaii
Johnson, Norm	K	1982-90	134	0	UCLA
Johnson, Tracy	FB	1992-95	63	15	Clemson
Jolley, Gordon	G-T	1976-77	26	15	Utah
Jones, Ernie	CB	1976	9	3	Miami
Jones, Horace	DE	1977	1	0	Louisville
Jones, James	FB	1989-92	50	7	Florida
Jones, Mike	LB	1977	12	0	Jackson State
Jones, Mike	TE	1992	4	1	Texas A&M
Jones, Rod	TE	1989	4	0	Washington
Jones, Selwyn	CB	1995-96	31	1	Colorado State
Jones, Walter	T	1997-	90	90	Florida State
Jordan, Charles	WR	1999	4	1	Long Beach City
Joseph, Kerry	S	1998-2000, 2001	56	14	McNeese State
Joyce, Matt	G	1995	16	13	Richmond
Juma, Kevin	WR	1987	3	2	Idaho
Junior, E.J.	LB	1992-93	9	0	Alabama
Junkin, Trey	TE	1990-95	92	2	Louisiana Tech
Justin, Kerry	CB	1978-83, 86-87	105	35	Oregon State

K

Kacyvenski, Isaiah	LB	2000-	41	9	Harvard
Kaiser, John	LB	1984-86	48	0	Arizona
Kane, Tommy	WR	1988-92	46	26	Syracuse
Kasay, John	K	1991-94	64	0	Georgia
Kasper, Kevin	WR	2002	3	0	Iowa
Kauahi, Kani	C	1982-86	60	5	Hawaii
Kaumeyer, Thom	S	1989-90	8	0	Oregon
Keel, Mark	TE	1987	3	3	Arizona
Keim, Mike	T	1992-95	27	0	Brigham Young
Kelly, Jeff	QB	2002-	0	0	Southern Mississippi
Kelly, Maurice	S	2000-2001	24	3	East Tennessee St.
Kemp, Jeff	QB	1987-91	55	7	Dartmouth

Kendall, Pete	G	1996-2000	76	75	Boston College
Kennedy, Cortez	DT	1990-2000	167	153	Miami
Killens, Terry	LB	2002	3	0	Penn State
King, Lamar	DE	1999-	49	24	Saginaw Valley State
Kinlaw, Reggie	NT	1985-86	30	5	Oklahoma
Kirkland, Levon	LB	2001	16	16	Clemson
Kitna, Jon	QB	1997-2000	29	33	Central Washington
Koonce, George	LB	2000	16	16	East Carolina
Kraayeveld, Dave	DE-DT	1978	12	0	Milton
Krieg, Dave	QB	1980-91	129	116	Milton
Kuehn, Art	C-G	1976-82	98	33	UCLA
Kyle, Jason	LB	1995-98	48	0	Arizona

L

LaBounty, Matt	DE	1996-2000, 2001	65	9	Oregon
Lambert, Dion	S	1994-95	1	1	UCLA
Lane, Eric	FB-RB	1981-87	97	12	Brigham Young
Largent, Steve	WR	1976-89	200	197	Tulsa
Laughton, Jim	TE	1986	6	0	San Diego State
Lavine, Paul	LB	1987	3	1	Utah State
Le Bel, Harper	TE	1989	16	0	Colorado State
Lee, Ronnie	T	1990-92	34	21	Baylor
Lewis, D.D.	LB	2002-	16	0	Texas
Lewis, Will	CB	1980-81	26	0	Millersville State
Leypoldt, John	K	1976-78	25	0	No College
Lincoln, Jeremy	CB	1997	12	3	Tennessee
Lindell, Rian	K	2000-2002	44	0	Washington State
Lindley, David	QB	1987	*0	0	Linfield
Logan, James	LB	1995-2000	63	4	Memphis
Long, Doug	WR	1977-78	16	0	Whitworth
Loville, Derek	RB	1990-91	27	1	Oregon
Lucas, Ken	CB	2001-	32	24	Mississippi
Lurtsema, Bob	DE-DT	1976-77	27	25	Western Michigan
Lynch, Tom	G	1977-80	60	48	Boston College
Lytle, Matt	QB	2000	1	0	Pittsburgh

M

McAlister, Ken	S	1982-83	11	0	San Francisco
McCleary, Norris	DT	2002-	0	0	East Carolina
McCloughan, Dave	CB-S	1993-94	28	12	Colorado
McCrary, Michael	DE	1993-96	58	13	Wake Forest
McCullum, Sam	WR	1976-81	91	78	Montana State
McCutcheon, Lawrence	FB	1980	8	1	Colorado State
McDaniel, Terry	CB	1998	9	0	Tennessee
McElroy, Vann	S	1990	10	0	Baylor
McEndoo, Jason	C	1998	1	0	Washington State
McGrath, Mark	WR	1981	6	0	Montana State
McGwire, Dan	QB	1991-94	12	5	San Diego State
McIntosh, Chris	T	2000-	24	13	Wisconsin
McKenzie, Reggie	G	1983-84	24	22	Michigan
McKinnis, Hugh	FB	1976	11	5	Arizona State
McKnight, James	WR	1994-98	60	7	Liberty
McMakin, John	TE	1976	12	1	Clemson
McMillan, Eddie	CB	1976-77	28	28	Florida State
McMillian, Henry	DE	1995-96	4	0	Florida
McNeal, Travis	TE	1989-91	48	24	Tenn-Chattanooga
McShane, Charles	LB	1977-79	29	0	Cal Lutheran
McVeigh, John	LB	1987	3	3	Miami
Mack, Kim	S	1987	1	0	Florida State
Mangiero, Dino	NT	1984	15	0	Rutgers
Marinaro, Ed	FB	1977	2	0	Cornell
Martin, Amos	LB	1977	2	0	Louisville
Martin, Kelvin	WR	1993-94	32	29	Boston College
Mathison, Bruce	QB	1987	3	2	Nebraska
Mattes, Ron	T	1986-90	75	59	Virginia
Matthews, Al	S	1976	14	14	Texas A&I
Mawae, Kevin	C-G	1994-97	62	59	Louisiana State
Maxwell, Vernon	LB	1989	9	7	Arizona State
May, Deems	TE	1997-99	47	0	North Carolina
Mayes, Derrick	WR	1999-2000	28	23	Notre Dame
Mayes, Ruben	RB	1992-93	17	0	Washington State
Merriman, Sam	LB	1983-87	71	1	Idaho
Metzelaars, Pete	TE	1982-84	34	13	Wabash
Mili, Itula	TE	1998-	71	25	BYU
Millard, Bryan	G-T	1984-91	121	99	Texas
Millard, Keith	DT	1992	2	0	Washington State
Miller, Darrin	LB	1988-89	32	0	Tennessee
Miller, Donald	LB	1990	7	0	Idaho State
Miller, Keith	LB	2002-	7	0	California
Miller, Terry	RB	1981	1	0	Oklahoma State

Milne, Brian	FB	1999	10	0	Penn State
Minor, Vic	S	1980-81	20	0	Northeast Louisiana
Miranda, Paul	CB	2000-2001	12	2	Central Florida
Mirer, Rick	QB	1993-96	55	51	Notre Dame
Mitchell, Brandon	DE	2002-	5	2	Texas A&M
Mitz, Alonzo	DE	1986-89	40	7	Florida
Montgomery, Glenn	DT	1996	7	1	Houston
Moody, Michael	T	1994	*0	0	Southern California
Moon, Warren	QB	1997-98	25	24	Washington
Moore, Alvin	RB	1987	1	0	Arizona State
Moore, Jeff	RB	1979-81	32	3	Jackson State
Moore, Mark	S	1987	5	0	Oklahoma State
Morris, Maurice	RB	2002-	11	0	Oregon
Morris, Michael	LS	1990	4	0	N.E. Missouri State
Morris, Randall	RB	1984-88	61	2	Tennessee
Morton, Michael	RB	1987	2	0	Nevada-Las Vegas
Moss, Winston	LB	1995-97	46	46	Miami
Moyer, Paul	S	1983-89	98	30	Arizona State
Munson, Bill	QB	1976	6	0	Utah State
Murphy, Kevin	LB	1993	14	10	Oklahoma
Myer, Steve	QB	1976-79	13	4	New Mexico
Myles, DeShone	LB	1998-2000	16	7	Nevada

N

Nash, Joe	DT-NT	1982-96	218	169	Boston College
Nelson, Ralph	RB	1976	7	3	No College
Newbill, Richard	LB	1990-92	10	0	Miami
Newton, Bob	G	1976-81	82	66	Nebraska
Niehaus, Steve	DE-DT	1976-78	36	20	Notre Dame
Norman, Dennis	T	2001-	*0	0	Princeton
Norman, Joe	LB	1979-81, 83	50	10	Indiana
Norman, Todd	G	1995	*0	0	Notre Dame

O

O'Brien, Mike	S	1979	3	0	California
O'Callaghan, John	TE	1987	1	0	San Diego State
Olds, Bill	FB	1976	1	1	Nebraska
Orns, Fred	LB	1987	2	0	Chapman College
Overshauser, Chad	G	2000	*0	0	UCLA
Owens, Rich	DE	2002	3	0	Lehigh

P

Packer, Walter	CB-KR	1977	10	0	Mississippi State
Palepoi, Anton	DE	2002-	13	1	UNLV
Partridge, Curt	WR	1987	3	0	Northern Illinois
Parker, Riddick	DT	1997-2000	51	19	North Carolina
Parros, Rick	FB-RB	1985, 1987	5	1	Utah State
Peets, Brian	TE	1978-79	25	14	Pacific
Penchion, Bob	G	1976	13	13	Alcorn A&M
Perryman, Dean	C	1987	1	0	Washington
Peterson, Todd	K	1995-99	80	0	Georgia
Polowski, Larry	LB	1979	14	0	Boise State
Porter, Rufus	LB	1988-94	98	67	Southern
Powell, Alvin	G	1987-88	18	0	Winston-Salem State
Pratt, Robert	G	1982-85	52	52	North Carolina
Preece, Steve	S	1977	14	14	Oregon State
Price, Ernie	DE	1978-79	16	15	Texas A&I
Pritchard, Mike	WR	1996-99	62	41	Colorado
Proehl, Ricky	WR	1995-96	24	7	Wake Forest

R

Raible, Steve	WR	1976-81	83	8	Georgia Tech
Ramsey, Greg	DE	1987	2	0	Fresno State
Randle, John	DT	2001-	27	26	Texas A&I
Rayhle, Fred	TE	1977	2	0	Tenn-Chattanooga
Reece, Geoff	C	1977	5	0	Washington State
Rennaker, Terry	LB	1980	15	0	Stanford
Richard, Kris	CB	2002-	7	0	Southern California
Richards, Howard	T	1987	2	2	Missouri
Richardson, C.J.	S	1997	15	0	Miami
Richardson, Kyle	P	1997	2	0	Arkansas State
Ridgle, Elston	DE	1989	2	0	Nevada-Reno
Riley, Patrick	DT	1996	*0	0	Miami
Roberts, Ray	T	1992-95	57	46	Virginia
Robertson, Marcus	S	2001-2002	27	27	Iowa State
Robinson, Eugene	S	1985-95	170	152	Colgate
Robinson, Koren	WR	2001-	32	29	North Carolina State
Robinson, Rafael	S	1992-95	51	5	Wisconsin

Robinson, Shelton	LB	1982-85	56	35	North Carolina
Roche, Alden	DE	1977-78	21	12	Southern
Rodenhauser, Mark	LS	1999	8	0	Illinois State
Rodgers, Tyrone	DT	1992-94	37	0	Washington
Rodriguez, Ruben	P	1987-89	44	0	Arizona
Rogers, Charlie	RB-KR	1999-2001	41	0	Georgia Tech
Romes, Charles	CB	1987	*0	0	No. Carolina Central
Ross, Dan	TE	1985	10	5	Northeastern
Ross, Oliver	RB	1976	14	10	Alabama A&M
Rusk, Reggie	CB	1997-98	2	0	Kentucky

S

Sager, Ken	TE	1987	3	1	Western Washington
Saleaumua, Dan	DT	1997-98	27	15	Arizona State
Salisbury, Sean	QB	1986	0	0	Southern California
Sandifer, Bill	DT	1977-78	16	15	UCLA
Sanford, Rick	S	1985	5	0	South Carolina
Sawyer, John	TE	1977-78, 80-82	65	39	Southern Mississippi
Scales, Dwight	WR	1984	4	0	Grambling
Scholtz, Bruce	LB	1982-88	96	95	Texas
Schreiber, Adam	G	1984	6	0	Texas
Scoggins, Ron	T	1987	3	0	Nevada-Las Vegas
Seigler, Dexter	CB	1996-97	14	0	Miami
Sevy, Jeff	G-T	1979-80	19	5	California
Shaw, Bobby	WR	1998	1	0	California
Shaw, Rickie	T	1993	*0	0	North Carolina
Simmons, Anthony	LB	1998-	67	59	Clemson
Simonsen, Dave	T	1976	5	0	Minnesota
Simpson, Keith	CB-S	1978-85	108	70	Memphis State
Sims, David	FB-RB	1977-79	29	12	Georgia Tech
Sims, Jack	G	1987	3	2	Hawaii
Sinclair, Michael	DE	1991-2001	144	114	Eastern New Mexico
Singer, Curt	T	1986, 90-91	24	0	Tennessee
Skansi, Paul	WR	1984-91	100	2	Washington
Skow, Jim	DE	1991	11	1	Nebraska
Smith, Dallis	S	1987	3	3	Valdosta State
Smith, Darrin	LB	1998-99	28	27	Miami
Smith, Lamar	RB	1994-97	43	4	Houston
Smith, Sherman	RB	1976-82	82	68	Miami, Ohio
Smith, Steve	FB	1994-95	25	7	Penn State
Snell, Donald	WR	1987	1	0	Virginia Tech
Spagnola, John	TE	1988	16	4	Yale
Speer, Del	S	1994	1	0	Florida
Springs, Shawn	CB	1997-	81	80	Ohio State
Spitalski, Bob	LB	1992-94	26	1	Central Florida
Stark, Chad	FB	1987	2	0	North Dakota State
Stark, Rohn	P	1997	4	0	Florida State
Stephens, Rod	LB	1989-94	75	34	Georgia Tech
Stevens, Jerramy	TE	2002-	12	1	Washington
Stewart, Russell	TE	2001	*0	0	Stanford
Stokes, Eric	S	1997-98	11	0	Nebraska
Stouffer, Kelly	QB	1988-92	22	16	Colorado State
Stowe, Tyrone	LB	1995	6	6	Rutgers
Streater, Rahmaan	DE	2000	*0	0	Richmond
Strong, Mack	FB	1994-	132	68	Georgia
Strozier, Wilbur	TE	1987	12	3	Georgia
Sutherland, Doug	DT	1981	16	6	Wisconsin-Superior
Sweeney, Jim	C	1995	16	16	Pittsburgh

T

Taylor, Cordell	CB	1999	2	0	Hampton
Taylor, Terry	CB	1984-88, 94	79	55	Southern Illinois
Teal, Jimmy	WR	1987-88	6	2	Texas A&M
Terry, Chris	T	2002-	5	5	Georgia
Terry, Joe	LB	1987	2	0	Cal State-Hayward
Terry, Tim	LB	2000-	38	8	Temple
Testerman, Don	FB	1976-78	44	26	Clemson
Thomas, Doug	WR	1991-93	39	4	Clemson
Thomas, Fred	CB	1996-99	45	5	Tennessee-Martin
Thomas, Garth	G	1987	1	1	Washington
Thomas, Ricky	S	1987	1	1	Alabama
Thomas, Robb	WR	1992-95	62	3	Oregon State
Thomas, Rodell	LB	1981-82	19	1	Alabama State
Tice, Mike	TE	1981-88, 90-91	130	83	Maryland
Tipton, Dave	DE	1976	12	12	Stanford
Tipton, Rico	LB	1987	3	2	Washington State
Tobeck, Robbie	C	2000-	36	32	Washington State
Tofflemire, Joe	C	1989-94	33	16	Arizona
Tongue, Reggie	S	2000-	48	38	Oregon State
Torretta, Gino	QB	1996-97	1	0	Miami

Treggs, Brian	WR	1992	2	0	California
Tuatagaloa, Natu	DE	1992-93	30	15	California
Tuaitasosopo, Manu	DT-DE-NT	1979-83	73	64	UCLA
Turner, Daryl	WR	1984-87	59	40	Michigan State
Turner, Kevin	LB	1981	8	0	Pacific
Tuten, Rick	P	1991-97	101	0	Florida State
Tyler, Robert	TE	1989	9	9	South Carolina State

U

Unverzagt, Eric	LB	1996-97	9	0	Wisconsin
-----------------	----	---------	---	---	-----------

V

Vaughn, Jon	RB	1993-94	26	2	Michigan
-------------	----	---------	----	---	----------

W

Wagner, Vince	K	1981	*0	0	Northwestern, Minn.
Waits, Alex	P	1991	3	0	Texas
Walker, Brian	S	1999	5	0	Washington State
Walker, Byron	WR	1982-86	58	3	Citadel
Walker, Tim	LB	1980	16	0	Savannah State
Walsh, Jim	FB	1980	4	0	San Jose State
Warner, Curt	RB	1983-89	93	92	Penn State
Warren, Chris	RB	1990-97	123	89	Ferrum
Warren, Terrence	WR	1993-94	16	0	Hampton University
Watson, Tim	DT	2000-01	*0	0	Rowan
Watters, Orlando	CB	1994	16	8	Arkansas
Watters, Ricky	RB	1998-2001	53	52	Notre Dame
Weaver, Herman	P	1977-80	61	0	Tulsa
Weber, Roger	G	1987	*0	0	Kent State
Webster, Cornell	CB	1977-80	52	33	Tulsa
Wedderburn, Floyd	T/G	1999-	46	26	Penn State
Weiner, Todd	T	1998-2001	48	20	Kansas State
Wells, Dean	LB	1993-98	84	50	Kentucky
Werner, Matt	DE	1994	*0	0	UCLA
West, Jeff	P	1981-85	58	0	Cincinnati
White, Warren	G	1989-91	16	7	Brigham Young
White, Chris	S	1987	1	0	Tennessee
White, Jim	DE	1976	2	0	Colorado State
White, Mike	DT	1981-82	20	8	Albany State
Wiley, Charles	DT	1987	1	1	Nevada-Las Vegas
Williams, Brent	DE	1994-95	21	19	Toledo
Williams, Darryl	S	1996-99	61	60	Miami
Williams, Eugene	LB	1982-83	13	1	Tulsa
Williams, Grant	T	1996-99	56	23	Louisiana Tech
Williams, James	FB	1987	1	0	Fresno State
Williams, James	WR	2000-	29	4	Marshall
Williams, John	FB	1985	2	0	Wisconsin
Williams, John L.	FB	1986-93	123	115	Florida
Williams, Lester	NT	1987	2	0	Miami
Williams, Robert	CB	1999	1	0	North Carolina
Williams, Ronnie	TE	1996	13	3	Oklahoma State
Williams, Willie	CB	1997-	90	75	Western Carolina
Willis, Donald	G	1995	*0	0	North Carolina A&T
Willis, James	LB	1999	16	0	Auburn
Wilmer, Ray	S	1984	3	0	Louisiana Tech
Wilson, Mike	T	1986-89	60	60	Georgia
Wilson, Robert	WR	1997-99	18	0	Florida A&M
Wimmer, Gary	LB	1983	3	0	Stanford
Womack, Floyd	T	2001-	16	10	Mississippi State
Woodard, Cedric	DT	2000-	29	0	Texas
Wooden, Terry	LB	1990-96	89	87	Syracuse
Woods, Larry	DT	1976	6	0	Tennessee State
Woods, Tony	LB-DE	1987-92	89	79	Pittsburgh
Woolsey, Rolly	CB	1976	14	11	Boise State
Wunsch, Jerry	T	2002	16	5	Wisconsin
Wyman, David	LB	1987-92	61	56	Stanford

Y

Yarno, John	C	1977-82	74	62	Idaho
Young, Charle	TE	1983-85	45	43	Southern California
Young, Fredd	LB	1984-87	60	41	New Mexico State
Young, Renard	CB	1987	3	3	Nevada-Las Vegas

Z

Zorn, Jim	QB	1976-84	126	100	Cal Poly-Pomona
-----------	----	---------	-----	-----	-----------------

* on active roster, but did not play in a game

ALL-TIME NUMERICAL ROSTER

1						
Hagler, Scott	K	1987	2	0		South Carolina
Herrera, Efrén	K	1978-81	60	0		UCLA
Moon, Warren	QB	1997-98	25	24		Washington
2						
Alvarez, Wilson	K	1981	4	0		S.E. Louisiana
Gamache, Vince	P	1986	16	0		Cal State-Fullerton
Peterson, Todd	K	1995-99	80	0		Georgia
3						
Donnelly, Rick	P	1990-91	19	0		Wyoming
George, Jeff	QB	2002	0	0		Illinois
Heppner, Kris	K	2000	4	0		Montana
Leyboldt, John	K	1976-78	25	0		No College
Mirer, Rick	QB	1993-96	55	51		Notre Dame
Stark, Rohn	P	1997	4	0		Florida State
Treggs, Brian	WR	1992	2	0		California
4						
Bitterlich, Don	K	1976	3	0		Temple
Dilfer, Trent	QB	2001-	12	10		Fresno State
Kasay, John	K	1991-94	64	0		Georgia
5						
Brown, Travis	QB	2000	1	0		Northern Arizona
Colquitt, Jimmy	P	1985	2	0		Tennessee
Engles, Rick	P	1976-77	15	0		Tulsa
Richardson, Kyle	P	1997	2	0		Arkansas State
Rodriguez, Ruben	P	1987-89	44	0		Arizona
Waits, Alex	P	1991	3	0		Texas
6						
Garcia, Frank	P	1981	1	0		Arizona
Griffith, Russell	P	1987	2	0		Weber State
7						
Gilbert, Gale	QB	1985-86	25	2		California
Graham, Jeff	QB	1993-94	*0	0		Long Beach State
Kitna, Jon	QB	1997-2000	29	33		Central Washington
8						
Gelbaugh, Stan	QB	1992-96	13	9		Maryland
Hasselbeck, Matt	QB	2001-	29	22		Boston College
Lytle, Matt	QB	2000	1	0		Pittsburgh
Salisbury, Sean	QB	1986	0	0		Southern California
West, Jeff	P	1981-85	58	0		Cincinnati
9						
Johnson, Norm	K	1982-90	134	0		UCLA
Lindell, Rian	K	2000-02	44	0		Washington State
10						
Bowman, Barry	P	1987	1	0		Louisiana Tech
Feagles, Jeff	P	1998-02	80	0		Miami
McGwire, Dan	QB	1991-94	12	5		San Diego State
Zorn, Jim	QB	1976-84	126	100		Cal Poly-Pomona

11					
Coleman, Andre	WR	1997	2	0	Kansas State
Huard, Brock	QB	1999-	6	4	Washington
Stouffer, Kelly	QB	1988-92	22	16	Colorado State
12					
Adkins, Sam	QB	1977-82	10	0	Wichita State
13					
Bengen, Brant	WR	1987	3	0	Idaho
Foley, Glenn	QB	1999	2	1	Boston College
Mathison, Bruce	QB	1987	3	2	Nebraska
Torretta, Gino	QB	1996-97	1	0	Miami
14					
Cook, Kerwin	WR	2001	*0	0	Tulane
Tuten, Rick	P	1991-97	101	0	Florida State
15					
Dickenson, Dave	QB	2002	0	0	Montana
Finzer, Dave	P	1985	12	0	DePauw
Graff, Neil	QB	1976	*0	0	Wisconsin
Kemp, Jeff	QB	1987-91	55	7	Dartmouth
16					
Glaze, Charles	CB	1987	3	2	South Carolina State
Myer, Steve	QB	1976-79	13	4	New Mexico
17					
Friesz, John	QB	1995-98	21	11	Idaho
Kelly, Jeff	QB	2002-	0	0	Southern Mississippi
Krieg, Dave	QB	1980-91	129	116	Milton
18					
Gelbaugh, Stan	QB	1992-96	13	9	Maryland
Hobbs, Daryl	WR	1997	10	0	Pacific
Lindley, David	QB	1987	*0	0	Linfield
Weaver, Herman	P	1977-80	61	0	Tulsa
19					
Bownes, Fabien	WR	1999-2001	47	0	Western Illinois
McKnight, James	WR	1994-98	60	7	Liberty
Munson, Bill	QB	1976	6	0	Utah State
20					
Bellamy, Jay	S	1994-2000	98	55	Rutgers
Brown, Arnold	CB	1987	2	0	No. Carolina Central
Jefferson, James	CB	1989-93	58	3	Texas A&I
Loville, Derek	RB	1990-91	27	1	Oregon
O'Brien, Mike	S	1979	3	0	California
Morris, Maurice	RB	2002-	11	0	Oregon
Preece, Steve	S	1977	14	14	Oregon State
Rogers, Charlie	RB-KR	1999-2001	41	0	Georgia Tech
Taylor, Terry	CB	1984-88, 94	79	55	Southern Illinois
21					
Cunningham, T.J.	S	1996	9	0	Colorado
Fuller, Randy	CB	1999	2	0	Tennessee State
Lucas, Ken	CB	2001-	32	24	Mississippi
Minor, Vic	S	1980-81	20	0	Northeast Louisiana
Moyer, Paul	S	1983-89	98	30	Arizona State
Robinson, Rafael	S	1992-95	51	5	Wisconsin
Taylor, Cordell	CB	1999	2	0	Hampton
White, Chris	S	1987	1	0	Tennessee

22

Blue, Anthony	CB	1987	3	0	Nevada-Las Vegas
Brown, Dave	S-CB	1976-86	159	159	Michigan
Bryant, Beno	RB	1994	2	0	Washington
Glasgow, Nesby	S	1988-92	77	30	Washington
Miranda, Paul	CB	2000-	12	2	Central Florida
Thomas, Fred	CB	1996-99	45	5	Tennessee-Martin
Vaughn, Jon	RB	1993-94	26	2	Michigan

23

Charlton, Ike	CB	2000-	31	1	Virginia Tech
Duckett, Forey	S	1994	2	0	Nevada
Hunter, Patrick	CB	1986-94	120	99	Nevada-Reno
Kaumeyer, Thom	S	1989-90	8	0	Oregon
Seigler, Dexter	CB	1996-97	14	0	Miami
Williams, Robert	CB	1999	1	0	North Carolina

24

Hunter, Al	RB-FB	1977-80	53	5	Notre Dame
Jackson, Terry	CB	1984-85	32	0	San Diego State
Jenkins, Melvin	CB	1987-90	60	20	Cincinnati
Jones, Selwyn	CB	1995-96	31	1	Colorado State
Springs, Shawn	CB	1997-	82	80	Ohio State
Taylor, Terry	CB	1984-88, 94	79	55	Southern Illinois

25

Blackmon, Robert	S	1990-96	106	96	Baylor
Collins, Mark	S	1998	9	0	Cal State Fullerton
Dufek, Don	S	1976-77, 79-84	95	6	Michigan
Hollis, David	CB-S	1987-89	27	0	Nevada-Las Vegas
Sanford, Rick	S	1985	5	0	South Carolina
Smith, Dallis	S	1987	3	3	Valdosta State
Smith, Lamar	RB	1994-97	43	4	Houston
Tongue, Reggie	S	2000-	48	38	Oregon State
Walker, Brian	S	1999	5	0	Washington State

26

Canty, Chris	CB	1999-2000	26	2	Kansas State
Gray, Carlton	CB	1993-96	53	45	UCLA
Hauk, Tim	S	1997	16	0	Montana
Jefferson, James	CB	1989-93	58	3	Texas A&I
Justin, Kerry	CB	1978-83, 86-87	105	35	Oregon State

27

Beamon, Autry	S	1977-79	45	39	East Texas State
Covington, Tony	S	1995	11	0	Virginia
Hunter, Patrick	CB	1986-94	120	99	Nevada-Reno
Johnson, Gregory	CB	1981-83, 86	56	3	Oklahoma State
Johnson, Johnnie	S	1989	3	1	Texas
Romes, Charles	CB	1987	*0	0	No. Carolina Central
Williams, James	FB	1987	1	0	Fresno State
Williams, Willie	CB	1997-	90	75	Western Carolina

28

Blackmon, Harold	CB	2001-	9	0	Northwestern
Blackwood, Lyle	S	1976	11	0	Texas Christian
Innocent, Dou	WR	1996	4	0	Mississippi
Joseph, Kerry	S	1998-2000, 2001	56	14	McNeese State
Speer, Del	S	1994	1	0	Florida
Warner, Curt	RB	1983-89	93	92	Penn State

29

Brown, Tony	CB	1994-95	29	5	Fresno State
Fuller, Curtis	S	2001-	26	2	Texas Christian
Harper, Dwayne	CB	1988-93	94	76	South Carolina State
Jackson, Harold	WR	1983	15	6	Jackson State
Matthews, Al	S	1976	14	14	Texas A&I
Parros, Rick	FB-RB	1985, 1987	5	1	Utah State
Richardson, C.J.	S	1997	15	0	Miami

30

Bernard, Walter	CB	2002-	1	0	New Mexico
Brown, Theotis	RB	1981-83	22	7	UCLA
Edmonds, Bobby Joe	RB	1986-88	42	0	Arkansas
Green, Ahman	RB	1998-99	30	0	Nebraska
Green, Boyce	RB	1987	2	2	Carson-Newman
Harris, Corey	CB	1995-96	32	32	Vanderbilt
Jones, James	FB	1989-92	50	7	Florida
McCutcheon, Lawrence	FB	1980	8	1	Colorado State
Ross, Oliver	RB	1976	14	10	Alabama A&M

31

Benjamin, Tony	FB	1977-79	28	1	Duke
Broussard, Steve	RB	1995-98	58	2	Washington State
Davis, Fred	CB	1987	1	1	Western Carolina
Dean, Vernon	S	1988	16	0	San Diego State
Dixon, Zachary	RB	1983-84	26	2	Temple
Frank, Malcolm	CB	1992	15	0	Baylor
McElroy, Vann	S	1990	10	0	Baylor
Robertson, Marcus	S	2001-	27	27	Iowa State
Rogers, Charlie	RB-KR	1999-2001	41	0	Georgia Tech
Watters, Orlando	CB	1994	16	8	Arkansas

32

Bryant, Cullen	FB	1983-84	19	5	Colorado
Curtis, Mike	LB	1976	14	14	Duke
Gray, Oscar	FB	1996-97	9	0	Arkansas
Ivory, Horace	RB	1981-82	12	0	Oklahoma
Moore, Jeff	RB	1979-81	32	3	Jackson State
Watters, Ricky	RB	1998-2001	53	52	Notre Dame
Williams, John L.	FB	1986-93	123	115	Florida

33

Agee, Tommie	FB	1988	16	0	Auburn
Bolton, Andrew	RB	1976	5	2	Fisk
Dodge, Dedrick	S	1991-92	25	0	Florida State
Doormink, Dan	FB-RB	1979-85	92	44	Washington State Harris,
Elroy	RB	1989	14	0	Eastern Kentucky
Evans, Doug	CB	2002-	16	0	Louisiana Tech
Kelly, Maurice	S	2000-2001	24	3	East Tennessee St.
Loville, Derek	RB	1990-91	27	1	Oregon
Williams, Darryl	S	1996-99	61	60	Miami

34

Bierria, Terreal	S	2002-	14	0	Georgia
Brown, Reggie	FB	1996-2000	62	10	Fresno State
Burse, Tony	FB	1987	12	0	Middle Tennessee St.
Crawford, Rufus	RB	1978	16	0	Virginia State
Davis, Brian	CB	1991-92	29	2	Nebraska
Green, Tony	KR	1979	11	0	Florida
Hagen, Mike	FB	1987	2	1	Montana
Harmon, Kevin	RB	1988-89	9	0	Iowa
Harris, Franco	FB	1984	8	6	Penn State
Miller, Terry	RB	1981	1	0	Oklahoma State
Lambert, Dion	S	1994-95	1	1	UCLA
Walsh, Jim	FB	1980	4	0	San Jose State

35

Graham, Jay	RB	2001	11	0	Tennessee
Moore, Mark	S	1987	5	0	Oklahoma State
Sims, David	FB-RB	1977-79	29	12	Georgia Tech
Smith, Steve	FB	1994-95	25	7	Penn State
Young, Renard	CB	1987	3	3	Nevada-Las Vegas

36

Blades, Bennie	S	1997	10	9	Miami
Brinson, Larry	RB	1980	8	0	Florida
Daniels, David	WR	1991-92	29	1	Penn State
Davis, Harlan	CB	1991	0	0	Tennessee
Geddes, Ken	LB	1976-78	36	25	Nebraska
Hanks, Merton	S	1999	12	2	Iowa
Joseph, Kerry	S	1998-2000, 2001	56	14	McNeese State
McDaniel, Terry	CB	1998	9	0	Tennessee
Mayes, Rueben	RB	1992-93	17	0	Washington State
Morton, Michael	RB	1987	2	0	Nevada-Las Vegas
Smith, Lamar	RB	1994-97	43	4	Houston

37

Alexander, Shaun	RB	2000-	48	29	Alabama
Lane, Eric	FB-RB	1981-87	97	12	Brigham Young
McKinnis, Hugh	FB	1976	11	5	Arizona State
Robinson, Rafael	S	1992-95	51	5	Wisconsin
Stark, Chad	FB	1987	2	0	North Dakota State
Stokes, Eric	S	1997-98	11	0	Nebraska

38

Baham, Curtis	CB	1987	3	0	Tulane
Bradley, Ed	LB	1976	14	14	Wake Forest
Brock, Lou	CB	1988	1	0	Southern California
Strong, Mack	FB	1994-	132	68	Georgia
Webster, Cornell	CB	1977-80	52	33	Tulsa
Wilmer, Ray	S	1984	3	0	Louisiana Tech

39

Allred, Brian	CB	1993-94	4	0	Sacramento State
Lincoln, Jeremy	CB	1997	12	3	Tennessee
Olds, Bill	FB	1976	1	1	Nebraska

40

Mack, Kim	S	1987	1	0	Florida State
Packer, Walter	CB-KR	1977	10	0	Mississippi State
Thomas, Ricky	S	1987	1	1	Alabama
Williams, John	FB	1985	2	0	Wisconsin

41

Johnson, Dustin	FB	1999	1	0	Brigham Young
Lewis, Will	CB	1980-81	26	0	Millersville State
McMillan, Eddie	CB	1976-77	28	28	Florida State
Robinson, Eugene	S	1985-95	170	152	Colgate

42

Richard, Kris	CB	2002-	7	0	Southern California
Testerman, Don	FB	1976-78	44	26	Clemson
Warren, Chris	RB	1990-97	123	89	Ferrum

43

Eloms, Joey	CB	1998-99	6	0	Indiana
Jodat, Jim	FB	1980-81	28	18	Carthage
Johnson, Tracy	FB	1992-95	63	15	Clemson
Morris, Randall	RB	1984-88	61	2	Tennessee

44

Evans, Heath	FB	2001-	32	1	Auburn
Fenner, Derrick	RB	1989-91	32	23	North Carolina
Harris, John	S	1978-85	119	112	Arizona State
McCloughan, Dave	CB-S	1993-94	28	12	Colorado
Milne, Brian	FB	1999	10	0	Penn State
Nelson, Ralph	RB	1976	7	3	No College

45

Bell, Coleman	TE	1996	*0	0	Miami
Easley, Kenny	S	1981-87	89	87	UCLA
Woolsey, Rolly	CB	1976	14	11	Boise State

46

Allen, Harvey	S	1987	2	2	Nevada-Las Vegas
Bachman, Ted	CB	1976	5	0	New Mexico State
Hughes, David	FB	1981-85	69	27	Boise State

47

Anderson, Eddie	S	1986	5	0	Fort Valley State
Hardy, Andre	FB	1985	3	1	St. Mary's
Jones, Mike	LB	1977	12	0	Jackson State
Jones, Mike	TE	1992	4	1	Texas A&M
Smith, Sherman	RB	1976-82	82	68	Miami, Ohio

48

Crumpler, Carlester	TE	1994-98	69	31	East Carolina
McAlister, Ken	S	1982-83	11	0	San Francisco
Simpson, Keith	CB-S	1978-85	108	70	Memphis State
Wimmer, Gary	LB	1983	3	0	Stanford

49

Jones, Ernie	CB	1976	9	3	Miami
Marinaro, Ed	FB	1977	2	0	Cornell
Mili, Itula (#89 from 2000)	TE	1998-	71	25	BYU

50

Ahrens, Dave	LB	1990	10	3	Wisconsin
Bickett, Duane	LB	1994-95	22	1	Southern California
Collins, Greg	LB	1976	13	0	Notre Dame
Davis, Anthony	LB	1993	10	0	Utah
Fiones, Brian	LB	1981-82	13	0	Washington State
Martin, Amos	LB	1977	2	0	Louisville
Maxwell, Vernon	LB	1989	9	7	Arizona State
Myles, DeShone	LB	1998-2000	16	7	Nevada
Polowski, Larry	LB	1979	14	0	Boise State
Terry, Joe	LB	1987	2	0	Cal State-Hayward
Young, Fredd	LB	1984-87	60	41	New Mexico State

51

Allert, Ty	LB	1990	1	0	Texas
Brandon, David	LB	1993-94	20	0	Memphis State
Cotton, Marcus	LB	1991	3	0	Southern California
Merriman, Sam	LB	1983-87	71	1	Idaho
Perryman, Dean	C	1987	1	0	Washington
Simmons, Anthony	LB	1998-	66	59	Clemson
Yarno, John	C	1977-82	74	62	Idaho

52

Andrews, Ricky	LB	1990	15	0	Washington
Coffield, Randy	LB	1976	13	0	Florida State
Darche, Jean-Philippe	LS	2000-	48	0	McGill (Canada)
Grant, Will	C	1986	7	6	Kentucky

Johnson, M.L.	LB	1987-89	37	9	Hawaii
McEndoo, Jason	C	1998	1	0	Washington State
Mawae, Kevin	C-G	1994-97	62	59	Louisiana State
Norman, Joe	LB	1979-81, 83	50	10	Indiana
Tipton, Rico	LB	1987	3	2	Washington State

53

Butler, Keith	LB	1978-87	146	132	Memphis State
Comeaux, Darren	LB	1988-91	50	39	Arizona State
Donaldson, Ray	C	1993-94	32	32	Georgia
Glover, Kevin	C	1998-99	14	14	Maryland
Hoaglin, Fred	C	1976	13	7	Pittsburgh
Junior, E.J.	LB	1992-93	9	0	Alabama
Koonce, George	LB	2000	16	16	East Carolina
McVeigh, John	LB	1987	3	3	Miami
Miller, Keith	LB	2002-	7	0	California
Sweeney, Jim	C	1995	16	16	Pittsburgh
Unverzagt, Eric	LB	1996-97	9	0	Wisconsin

54

Barber, Michael	LB	1995-97	21	9	Clemson
Feasel, Grant	C	1987-93	91	51	Abilene Christian
Jackson, Joe	LB	1987	3	0	San Francisco State
Kuehn, Art	C-G	1976-82	98	33	UCLA
Lewis, D.D.	LB	2002-	16	0	Texas
Williams, Eugene	LB	1982-83	13	1	Tulsa

55

Bell, Marcus	LB	2000-	45	9	Arizona
Bolcar, Ned	LB	1990	5	0	Notre Dame
Bosworth, Brian	LB	1987-89	24	24	Oklahoma
Butler, Hillary	LB	1998	7	0	Washington
Hackett, Dino	LB	1993	3	0	Appalachian State
Jackson, Michael	LB	1979-86	105	78	Washington
Lavine, Paul	LB	1987	3	1	Utah State
Moss, Winston	LB	1995-97	46	46	Miami
Reece, Geoff	C	1977	5	0	Washington State

56

Cortes, Julio	LB	1987	3	3	Miami
Gaines, Greg	LB	1981, 83-88	88	43	Tennessee
Green, Sammy	LB	1976-79	60	44	Florida
Killins, Terry	LB	2002	3	0	Penn State
Logan, James	LB	1995-2000	63	4	Memphis
Toffemire, Joe	C	1989-94	33	16	Arizona
Walker, Tim	LB	1980	16	0	Savannah State

57

Berry, Ray	LB	1993	8	2	Baylor
Caldwell, Tony	LB	1987	1	1	Washington
Cronan, Peter	LB	1977-79, 81	50	3	Boston College
Huff, Orlando	LB	2001-	28	7	Fresno State
Kyle, Jason	LB	1995-98	48	0	Arizona
Woods, Tony	LB-DE	1987-92	89	79	Pittsburgh

58

Beeson, Terry	LB	1977-81	77	67	Kansas
Clark, Greg	LB	1992	12	0	Arizona State
DeVita, Rob	LB	1987	1	0	Illinois Benedictine
Fields, Scott	LB	1999	2	0	Southern California
Hansen, Don	LB	1976	2	0	Illinois
Hardy, Darryl	LB	1997	2	0	Tennessee
James, Toran	LB	1998	#0	0	North Carolina A&T
Kacyvenski, Isaiah	LB	2000-	41	9	Harvard
Newbill, Richard	LB	1990-92	10	0	Miami
Scholtz, Bruce	LB	1982-88	96	95	Texas
Spitulski, Bob	LB	1992-94	26	1	Central Florida

59

Bush, Blair	C	1983-88	82	78	Washington
Cain, Joe	LB	1989-92, 97	68	13	Oregon Tech
Orms, Fred	LB	1987	2	0	Chapman College
Rennaker, Terry	LB	1980	15	0	Stanford
Robinson, Shelton	LB	1982-85	56	35	North Carolina
Smith, Darrin	LB	1998-99	28	27	Miami
Stowe, Tyronne	LB	1995	6	6	Rutgers
Terry, Tim	LB	2000-	39	8	Temple
Thomas, Rodell	LB	1981-82	19	1	Alabama State

60

Bloedorn, Greg	G	1997-99	12	0	Cornell
Boyd, Jerome	LB	1983	5	0	Oregon State
Brown, Joe	DT	2001	2	0	Ohio State
Coder, Ron	G	1976-77, 79	43	19	Penn State
Godfrey, Chris	G	1988	9	2	Michigan
Hire, Doug	C	1987	3	1	Linfield
Hyde, Glenn	C	1986	3	0	Pittsburgh
Kaiser, John	LB	1984-86	48	0	Arizona
Turner, Kevin	LB	1981	8	0	Pacific

61

Adams, Theo	T	1992	10	0	Hawaii
Lynch, Tom	G	1977-80	60	48	Boston College
Mitz, Alonzo	DE	1986-89	40	7	Florida
Morris, Michael	LS	1990	4	0	N.E. Missouri State
Pratt, Robert	G	1982-85	52	52	North Carolina
Rodenhauser, Mark	LS	1999	8	0	Illinois State
Sims, Jack	G	1987	3	2	Hawaii
Tobeck, Robbie	C	2000-	36	32	Washington State
Werner, Matt	DE	1994	*0	0	UCLA

62

Dion, Terry	DE	1980	9	2	Oregon
Farrell, Sean	G	1992	6	0	Penn State
Gray, Chris	G/C	1998-	79	66	Auburn
Kauahi, Kani	C	1982-86	60	5	Hawaii
Praice, Ernie	DE	1978-79	16	15	Texas A&I
Simonson, Dave	T	1976	5	0	Minnesota

63

Anderson, Fredell	DE	1980-82	22	6	Prairie View
Bebout, Nick	T	1976-79	56	55	Wyoming
Beede, Frank	G	1996-2000	46	8	Panhandle State
Hart, Roy	NT	1988-89	16	1	South Carolina
Hicks, Mark	LB	1983	10	1	Arizona State
Kinlaw, Reggie	NT	1985-86	30	5	Oklahoma
Lee, Ronnie	T	1990-92	34	21	Baylor
Weber, Roger	G	1987	*0	0	Kent State
Willis, Donald	G	1995	*0	0	North Carolina A&T

64

Aiu, Charlie	G	1978	1	0	Hawaii
Andrews, Tom	C-G	1987	2	2	Louisville
Barr, Robert	T	1996	*0	0	Rutgers
Brilz, Darrick	G-C	1989-93	78	44	Oregon State
Dove, Wes	DE	1987	2	0	Syracuse
Essink, Ron	T	1980-85	83	70	Grand Valley State
Jolley, Gordon	G-T	1976-77	26	15	Utah
McCleary, Norris	DT	2002-	0	0	East Carolina

Bailey, Edwin	G-T	1981-91	139	120	South Carolina State
Demarie, John	G	1976	9	8	Louisiana State

65

Dugan, Bill	G	1981-83	40	5	Penn State
Eisenhooth, Stan	C	1987-88	13	0	Towson State
Heck, Andy	T-G	1989-93	77	70	Notre Dame
Kendall, Pete	G	1996-2000	76	75	Boston College
Norman, Todd	G	1995	*0	0	Notre Dame
Sandifer, Bill	DT	1977-78	16	15	UCLA

66

Clarke, Ken	NT	1988	16	1	Syracuse
Cooke, Bill	DE-DT	1978-80	34	3	Massachusetts Edwards,
Antonio	DE	1993-97	51	24	Valdosta State
Hanousek, Matt	T-G	1987	3	3	Utah State
LaBounty, Matt	DE	1996-2000, 2001	65	9	Oregon
McKenzie, Reggie	G	1983-84	24	22	Michigan
Owens, Rich	DE	2002	3	0	Lehigh
Penchion, Bob	G	1976	13	13	Alcorn A&M

67

Boyd, Dennis	DE-DT-T	1977-79, 81-82	59	27	Oregon State
Edwards, Randy	DE-NT	1984-87	52	4	Alabama
Eisenhooth, John	NT	1987	1	0	Lock Haven
Habib, Brian	G	1998-99	32	32	Washington
Hunter, John	G	1992	5	3	Brigham Young
Norman, Dennis	T	2001-	*0	0	Princeton

68

Abramowitz, Sid	T	1984	4	0	Tulsa
Blackshear, Jeff	G	1993-95	47	21	Northeast Louisiana
Dorris, Andy	DE	1977	4	1	New Mexico State
Fifer, Bill	T	1979	*0	0	West Texas State
Hernandez, Matt	T	1983	8	1	Purdue
Sutherland, Doug	DT	1981	16	6	Wisconsin-Superior
Thomas, Garth	G	1987	1	1	Washington
Wedderburn, Floyd	T/G	1999-02	46	26	Penn State
Williams, Grant	T	1996-99	56	23	Louisiana Tech

69

Irvin, Darrell	DE	1983	16	0	Oklahoma
Kraayeveld, Dave	DE-DT	1978	12	0	Milton
Lurtsema, Bob	DE-DT	1976-77	27	25	Western Michigan
Mattes, Ron	T	1986-90	75	59	Virginia
Sevy, Jeff	G-T	1979-80	19	5	California
Sinclair, Michael	DE	1991-	144	114	Eastern New Mexico
White, Mike	DT	1981-82	20	8	Albany State
Woods, Larry	DT	1976	6	0	Tennessee State
Wunsch, Jerry	T	2002-	16	5	Wisconsin

70

Campbell, Jack	T	1982	1	0	Utah
Eller, Carl	DE	1979	16	8	Minnesota
Jones, Walter	T	1997-	90	90	Florida State
Millard, Bryan	G-T	1984-91	121	99	Texas
Moody, Michael	T	1994	*0	0	Southern California Niehaus,
Steve	DE-DT	1976-78	36	20	Notre Dame
Shaw, Rickie	T	1993	*0	0	North Carolina

71

Berti, Tony	G-T	1998	*0	0	Colorado
Bullard, Louis	T	1978-80	36	15	Jackson State

72

Cowlings, Al	DE	1976	1	0	Southern California
Greene, Andrew	G	1998	4	0	Indiana
Nash, Joe	DT-NT	1982-96	218	169	Boston College
Terry, Chris	T	2002-	5	5	Georgia
Williams, Lester	NT	1987	2	0	Miami

73

Evans, Norm	T	1976-78	38	25	Texas Christian
Hines, Andre	T	1980	9	0	Stanford
Jenkins, Marcus	G	2000	*0	0	Central Florida
Mangiero, Dino	NT	1984	15	0	Rutgers
Powell, Alvin	G	1987-88	18	0	Winston-Salem State
Roberts, Ray	T	1992-95	57	46	Virginia
Scoggins, Ron	T	1987	3	0	Nevada-Las Vegas
Singer, Curt	T	1986, 90-91	24	0	Tennessee

74

Atkins, James	T-G	1994-97	49	37	S.W. Louisiana
Barisich, Carl	DE	1976	14	7	Princeton
East, Ron	DT	1977	14	14	Montana State
Fairbanks, Don	DE	1987	3	3	Colorado
Fanning, Mike	DE	1984	16	0	Notre Dame
Hill, Matt	T	2002-	14	0	Boise State
Singer, Curt	T	1986, 90-91	24	0	Tennessee
Tuiasosopo, Manu	DT-DE-NT	1979-83	73	64	UCLA
Weiner, Todd	T	1998-	48	20	Kansas State
Wheat, Warren	G	1989-91	16	7	Brigham Young

75

Ballard, Howard	T	1994-98	74	74	Alabama A&M
Hardy, Robert	DT	1979-82	54	53	Jackson State
Hughes, Van D	T	1987	1	1	Southwest Texas State
McCrary, Michael	DE	1993-96	58	13	Wake Forest
McIntosh, Chris	T	2000-	24	13	Wisconsin
Millard, Keith	DT	1992	2	0	Washington State
Roche, Alden	DE	1977-78	21	12	Southern
Schreiber, Adam	G	1984	6	0	Texas
Tipton, Dave	DE	1976	12	12	Stanford
Wilson, Mike	T	1986-89	60	60	Georgia

76

August, Steve	T	1977-84	97	90	Tulsa
Borchardt, Jon	G-T	1985-87	42	4	Montana State
Hitchcock, Bill	T-G	1991-94	51	39	Purdue
Hutchinson, Steve	G	2001-	20	20	Michigan
Parker, Riddick	DT	1997-2000	51	19	North Carolina
Ramsey, Greg	DE	1987	2	0	Fresno State

77

Bryant, Jeff	DE-DT	1982-93	175	167	Clemson
Graham, Derrick	G	1996-97	25	25	Appalachian State
Gregory, Bill	DE-DT	1978-80	47	43	Wisconsin
Harris, Richard	DE-DT	1976-77	28	24	Grambling
Joyce, Matt	G	1995	16	13	Richmond
Wiley, Charles	DT	1987	1	1	Nevada-Las Vegas
Womack, Floyd	T	2001-	16	10	Mississippi State

78

Burnham, Tim	T	1987-88	3	3	Washington
Cochran, Antonio	DT	1999-	52	18	Georgia
Cryder, Bob	T	1984-86	32	25	Alabama
Graham, David	DE-NT	1982, 1987	6	2	Morehouse
Hayes, Eric	DT	1990-91	21	3	Florida State
Hollie, Doug	DE	1987-88	5	0	Southern Methodist
Keim, Mike	T	1992-95	27	0	Brigham Young
Newton, Bob	G	1976-81	82	66	Nebraska
Riley, Patrick	DT	1996	*0	0	Miami

79

Childs, Jason	G	1993	*0	0	North Dakota
Cunningham, Ed	C	1996	11	3	Washington
Dean, Konrad	T	2002-	0	0	Akron
Dorning, Dale	DE	1987	3	3	Oregon
Green, Jacob	DE	1980-91	178	176	Texas A&M
Jones, Horace	DE	1977	1	0	Louisville
Overhauser, Chad	G	2000	*0	0	UCLA
White, Jim	DE	1976	2	0	Colorado State
Williams, Grant	T	1996-99	56	23	Louisiana Tech

80

Largent, Steve	WR	1976-89	200	197	Tulsa
----------------	----	---------	-----	-----	-------

81

Bates, Michael	WR	1993-94	31	1	Arizona
Dawkins, Sean	WR	1999-2000	32	29	California
Dee, Donnie	TE	1989	3	3	Tulsa
Harris, Ronnie	WR	1994-98	44	0	Oregon
Kane, Tommy	WR	1988-92	46	26	Syracuse
McMakin, John	TE	1976	12	1	Clemson
Robinson, Koren	WR	2001-	32	29	North Carolina State
Sawyer, John	TE	1977-78, 80-82	65	39	Southern Mississippi
Shaw, Bobby	WR	1998	1	0	California
Turner, Daryl	WR	1984-87	59	40	Michigan State

82

Bell, Mark	TE-DE	1979-80, 82	41	2	Colorado State
Edmunds, Ferrell	TE	1993-94	23	23	Maryland
Jackson, Darrell	WR	2000-	45	39	Florida
Jordan, Charles	WR	1999	4	1	Long Beach City
McKnight, James	WR	1994-98	60	7	Liberty
Pardridge, Curt	WR	1987	3	0	Northern Illinois
Rayhle, Fred	TE	1977	2	0	Tenn-Chattanooga
Skansi, Paul	WR	1984-91	100	2	Washington

83

Bailey, Karsten	WR	1999-2000	11	0	Auburn
Bownes, Fabien	WR	1999-2001	47	0	Western Illinois
Butler, Ray	WR	1985-88	41	8	Southern California
Castor, Chris	WR	1983-84	23	0	Duke
Davis, Tyree	WR	1997	14	1	Central Arkansas
Hannam, Ryan	TE	2002-	15	0	Northern Iowa
Jones, Rod	TE	1989	4	0	Washington
Junkin, Trey	TE	1990-95	92	2	Louisiana Tech
Raible, Steve	WR	1976-81	83	8	Georgia Tech
Williams, Ronnie	TE	1996	13	3	Oklahoma State
Wilson, Robert	WR	1997-99	18	0	Florida A&M

84

Clancy, Sam	DE	1983	13	0	Pittsburgh
Clark, Louis	WR	1987-92	55	15	Mississippi State
Corley, Chris	TE	1987	1	0	South Carolina
Ingram, Bobby	WR	2001-	30	10	Penn State
French, Rufus	TE	1999-2000	*0	0	Mississippi
Galloway, Joey	WR	1995-99	71	67	Ohio State
Greene, Danny	WR	1985	4	0	Washington
McCullum, Sam	WR	1976-81	91	78	Montana State
Martin, Kelvin	WR	1993-94	32	29	Boston College
Scales, Dwight	WR	1984	4	0	Gambling

85

Bannister, Alex	WR	2001-	32	1	Eastern Kentucky
Fauria, Christian	TE	1995-2001	103	72	Colorado
Heller, Ron	TE	1990, 1992	32	16	Oregon State

Hill, James	TE	2000	10	0	Abilene Christian
Hudson, Gordon	TE	1986	16	4	Brigham Young
Johns, Paul	WR	1981-84	40	18	Tulsa
Keel, Mark	TE	1987	3	3	Arizona
Le Bel, Harper	TE	1989	16	0	Colorado State
Pritchard, Mike	WR	1996-99	62	41	Colorado
Ross, Dan	TE	1985	10	5	Northeastern
Teal, Jimmy	WR	1987-88	6	2	Texas A&M
Thomas, Doug	WR	1991-93	39	4	Clemson

86

Fauria, Christian	TE	1995-2001	103	72	Colorado
Green, Jessie	WR	1979-80	23	0	Tulsa
McNeal, Travis	TE	1989-91	48	24	Tenn-Chattanooga
Snell, Donald	WR	1987	1	0	Virginia Tech
Stevens, Jerramy	TE	2002-	12	1	Washington
Thomas, Robb	WR	1992-95	62	3	Oregon State
Tice, Mike	TE	1981-88, 90-91	130	83	Maryland

87

Carr, Roger	WR	1982	9	2	Louisiana Tech
Crumpler, Carlester	TE	1994-98	69	31	East Carolina
Green, Paul	TE	1992-94	35	23	Southern California
Howard, Ron	TE	1976-78	42	36	Seattle
Juma, Kevin	WR	1987	3	2	Idaho
Kasper, Kevin	WR	2002	3	0	Iowa
Mayes, Derrick	WR	1999-2000	28	23	Notre Dame
Stewart, Russell	TE	2001	*0	0	Stanford
Strozier, Wilbur	TE	1987	12	3	Georgia
Tice, Mike	TE	1981-88, 90-91	130	83	Maryland
Tyler, Robert	TE	1989	9	9	South Carolina State
Young, Charle	TE	1983-85	45	43	Southern California

88

Bouyer, Willie	WR	1989-90	1	0	Michigan State
Chadwick, Jeff	WR	1989-91	39	0	Grand Valley State
Clune, Don	WR	1976	9	1	Penn
Evans, Russell	WR	1987	1	0	N.E. Missouri State
Franklin, Byron	WR	1985-87	33	1	Auburn
Long, Doug	WR	1977-78	16	0	Whitworth
May, Deems	TE	1997-99	47	0	North Carolina
Metzelaars, Pete	TE	1982-84	34	13	Wabash
Peets, Brian	TE	1978-79	25	14	Pacific
Proehl, Ricky	WR	1995-96	24	7	Wake Forest
Spagnola, John	TE	1988	16	4	Yale
Warren, Terrence	WR	1993-94	16	0	Hampton University
Williams, James	WR	2000-	29	4	Marshall

89

Blades, Brian	WR	1988-98	156	122	Miami
Darby, Alvis	TE	1976	1	0	Florida
Ferguson, Duke	WR	1977-79	33	8	San Diego State
Laughton, Jim	TE	1986	6	0	San Diego State
McGrath, Mark	WR	1981	6	0	Montana State
Mili, Itula	TE	1998-	71	25	BYU
Sager, Ken	TE	1987	3	1	Western Washington
Walker, Byron	WR	1982-86	58	3	Citadel

90

Cochran, Antonio	DT	1999-	52	18	Georgia
Croel, Mike	DE	1998	11	0	Nebraska
Eaton, Chad	DT	2001-	32	32	Washington State
Franklin, Jethro	DE	1989	7	1	Fresno State
McShane, Charles	LB	1977-79	29	0	Cal Lutheran
Wooden, Terry	LB	1990-96	89	87	Syracuse

91

Harrison, Martin	DE	1997	8	0	Washington
LaBounty, Matt	DE	1996-2000, 2001	65	9	Oregon
Miller, Darrin	LB	1988-89	32	0	Tennessee
O'Callaghan, John	TE	1987	1	0	San Diego State
Palepoi, Anton	DE	2002-	13	1	UNLV
Rodgers, Tyrone	DT	1992-94	37	0	Washington
Skow, Jim	DE	1991	11	1	Nebraska

92

Frier, Mike	DT	1994	2	0	Appalachian State
King, Lamar	DE	1999-	49	34	Saginaw Valley State
McMillian, Henry	DE	1995-96	4	0	Florida
Wyman, David	LB	1987-92	61	56	Stanford

93

Daniels, Phillip	DE	1996-99	60	41	Georgia
Randle, John	DT	2001-	27	26	Texas A&I
Streater, Rahmaan	DE	2000	*0	0	Richmond
Williams, Brent	DE	1994-95	21	19	Toledo

94

Brown, Chad	LB	1997-	86	86	Colorado
Edwards, Antonio	DE	1993-97	51	24	Valdosta State
Stephens, Rod	LB	1989-94	75	34	Georgia Tech

95

Barbay, Roland	NT	1987	5	0	Louisiana State
Hilliard, John	DE	2000-	27	11	Mississippi State
Wells, Dean	LB	1993-98	84	50	Kentucky
Willis, James	LB	1999	16	0	Auburn

96

Butler, Chuck	LB	1984	8	0	Boise State
Kennedy, Cortez	DT	1990-2000	167	153	Miami
Tuatagaloa, Natu	DE	1992-93	30	15	California

97

Mitchell, Brandon	DE	2002-	5	2	Texas A&M
Montgomery, Glenn	DT	1996	7	1	Houston
Parker, Riddick	DT	1997-2000	51	19	North Carolina
Porter, Rufus	LB	1988-94	98	67	Southern
Saleaumua, Dan	DT	1997-98	27	15	Arizona State
Watson, Tim	DT	2000-	*0	0	Rowan

98

Adams, Sam	DT-DE	1994-99	89	66	Texas A&M
Murphy, Kevin	LB	1993	14	10	Oklahoma
Ridle, Elston	DE	1989	2	0	Nevada-Reno
Woodard, Cedric	DT	2000-	29	0	Texas

99

Bernard, Rocky	DT	2002-	16	2	Texas A&M
Clark, Bernard	LB	1991	2	0	Miami
Kennedy, Cortez	DT	1990-2000	167	153	Miami
Kirkland, Levon	LB	2001	16	16	Clemson
McCrary, Michael	DE	1993-96	58	13	Wake Forest
Miller, Donald	LB	1990	7	0	Idaho State

SEAHAWKS NEW UNIFORM SLICK

UNIFORM AND HELMET COLOR GUIDE ONLY

The colors shown on this page are not intended to match the PANTONE Color Standards. For reproduction, use either the NFL Process Colors or the actual PANTONE Colors listed below.



NOTE REGARDING COLOR
 At this time, there is no accurate Pantone match for Seahawks Blue. For now, please reference the TOYO Ink listed below
 OR
 Pantone Process (chip DP 213-3 C (80c / 50m / 15y / 30k as listed below)

Solid Color

For Seahawks Blue
 use TOYO Inks CF0935
 For Seahawks Navy
 use PANTONE 5395C
 For Seahawks Green
 use PANTONE 369C

Process Color

For Seahawks Blue
 80c / 50m / 15y / 30k
 For Seahawks Navy
 100c / 60m / 0y / 80k
 For Seahawks Green
 70c / 0m / 100y / 0k

Textile Color

For Seahawks Blue
 use PANTONE 19-4026TC
 For Seahawks Navy
 use PANTONE 19-4023TC
 For Seahawks Green
 use PANTONE 15-6442TC

The colors shown on this page are not intended to match the PANTONE Color Standards. For the PANTONE Color Standards, refer to current editions of the PANTONE Color Publications.
 PANTONE is a registered trademark of Pantone, Inc.

SERIES BREAKDOWN

Due to the 2002 new alignment plan, division records were reset. Division records from 1976-2001 may be found on page 279.

NFC WEST (2-4)

ARIZONA CARDINALS (2-6)

9/12/76	—	L	24-30	58,441
11/13/83	—	L @	28-33	33,280
9/17/89	—	L	24-34	60,444
12/19/93	—	*L	27-30	45,737
10/29/95	—	*L @	14-20	39,600
9/13/98	—	W	33-14	57,678
9/15/02	—	L	13-24	63,104
11/10/02	—	W @	27-6	29,252

Franchise moved from St. Louis in 1988.

Points: Arizona 191 (23.9)
Seattle 190 (23.8)

ST. LOUIS RAMS (3-6)

10/31/76	—	L @	6-45	52,035
11/4/79	—	L	0-24	62,048
9/23/85	—	L	24-35	63,292
10/23/88	—	L @	10-31	57,033
12/22/91	—	W	23-9	51,100
10/19/97	—	W @	17-9	64,819
9/10/00	—	L +	34-37	64,869
10/20/02	—	L @	20-37	65,931
12/22/02	—	W	30-10	63,953

Moved from L.A. Coliseum to Anaheim Stadium in 1980. Moved from Anaheim to St. Louis in 1995.

Points: St. Louis 237 (26.3)
Seattle 164 (18.2)

SAN FRANCISCO 49ERS (2-6)

9/26/76	—	L	21-37	59,108
10/7/79	—	W @	35-24	44,592
11/25/85	—	L @	6-19	57,482
9/25/88	—	L	7-38	63,382
12/8/91	—	L	22-24	56,711
12/21/97	—	W	38-9	66,253
10/14/02	—	L	21-28	66,420
12/01/02	—	L @	24-31	67,594

Points: San Francisco 210 (26.3)
Seattle 174 (21.8)



NFC EAST (1-3)

DALLAS COWBOYS (3-5)

10/3/76	—	L	13-28	62,027
11/27/80	—	L @	7-51	57,540
12/4/83	—	L	10-35	63,352
11/27/86	—	W @	31-14	58,020
10/11/92	—	L @	0-27	62,311
11/22/98	—	L @	22-30	64,142
12/16/01	—	W +	29-3	63,366
10/27/02	—	W @	17-14	63,854

Points: Dallas 202 (25.2)
Seattle 129 (16.1)

NEW YORK GIANTS (3-7)

11/28/76	—	L @	16-28	65,111
12/7/80	—	L	21-27	51,617
10/18/81	—	L	0-32	56,134
12/11/83	—	W @	17-12	48,942
10/19/86	—	W	17-12	62,282
11/19/89	—	L @	3-15	75,014
10/25/92	—	L @	10-23	67,399
11/5/95	—	W	30-28	42,100
12/23/01	—	L @	24-27	78,119
9/22/02	—	L @	6-9	78,551

Points: New York 213 (21.3)
Seattle 144 (14.4)

PHILADELPHIA EAGLES (3-6)

12/12/76	—	L @	10-27	37,949
11/2/80	—	L	20-27	61,047
11/23/86	—	W	24-20	55,786
9/10/89	—	L @	7-31	64,287
12/13/92	—	*L	17-20	47,492
12/3/95	—	W	26-14	39,893
9/6/98	—	W @	38-0	66,418
9/23/01	—	L +	3-27	62,826
12/8/02	—	L	20-27	59,862

Points: Philadelphia 193 (21.4)
Seattle 165 (18.3)

WASHINGTON REDSKINS (4-7)

9/19/76	—	L @	7-31	53,174
9/28/80	—	W @	14-0	53,263
9/25/83	—	L	17-27	60,718
9/28/86	—	L @	14-19	54,157
12/23/89	—	L	0-29	60,294
11/8/92	—	L	3-16	53,616
9/4/94	—	W @	28-7	52,930
11/19/95	—	W @	27-20	51,298
9/20/98	—	W	24-14	63,336
11/04/01	—	L @	14-27	82,352
11/3/02	—	L	3-14	64,325

Points: Washington 204 (18.5)
Seattle 151 (13.7)

NFC NORTH (1-0)

CHICAGO BEARS (5-2)

12/5/76	—	L	7-34	60,510
11/5/78	—	W	@ 31-29	50,697
12/12/82	—	W	@ 20-14	52,826
9/23/84	—	W	38-9	61,520
12/20/87	—	W	@ 34-21	62,518
9/9/90	—	L	@ 0-17	64,400
9/19/99	—	W	@ 14-13	66,944

Points: Seattle 144 (20.6)

Chicago 137 (19.6)

DETROIT LIONS (4-4)

10/24/76	—	L	14-41	61,280
9/24/78	—	W	28-16	56,781
12/2/84	—	W	38-17	62,441
10/18/87	—	W	@ 37-14	8,310
12/30/90	—	W	30-10	50,681
10/17/93	—	L	@ 10-30	60,801
10/17/96	—	L	@ 16-17	51,194
9/12/99	—	L	20-28	66,238

Points: Seattle 193 (24.1)

Detroit 173 (21.6)

GREEN BAY PACKERS (4-4)

10/10/76	—	L	@ 20-27	54,983
10/15/78	—	L	@ 28-45	52,712
11/1/81	—	L	@ 24-34	49,467
10/21/84	—	W	@ 30-24	52,286
11/15/87	—	W	24-13	60,963
12/9/90	—	W	@ 20-14	52,015
9/29/96	—	L	10-31	59,973
11/1/99	—	W	@ 27-7	59,869

1981 & 1999 games played at Green Bay. 1976, 1978 & 1990 played in Milwaukee.

Points: Green Bay 195 (24.4)

Seattle 183 (22.9)

MINNESOTA VIKINGS (5-2)

11/14/76	—	L	@ 21-27	45,087
10/8/78	—	W	29-28	62,031
9/30/84	—	W	@ 20-12	57,171
11/1/87	—	W	28-17	61,134
11/18/90	—	L	21-24	59,735
11/10/96	—	W	42-23	50,794
9/29/02	—	W	48-23	65,212

Played in Metropolitan Stadium from 1961-81. Moved into the Metrodome in 1982.

Points: Seattle 209 (29.9)

Minnesota 154 (22.0)

NFC SOUTH (1-0)

ATLANTA FALCONS (6-2)

11/7/76	—	W	30-13	57,985
10/29/79	—	W	@ 31-28	52,566
10/13/85	—	W	30-26	60,430
10/2/88	—	W	@ 31-20	28,619
12/15/91	—	L	@ 13-26	53,834
11/30/97	—	L	17-24	52,584
12/03/00	—	W	@ 30-10	44,680
12/15/02	—	*W	@ 30-24	69,551

Played at Atlanta-Fulton County Stadium from 1966-91. Moved into Georgia Dome in 1992.

Points: Seattle 212 (26.5)

Atlanta 171 (21.4)

CAROLINA PANTHERS (0-1)

10/08/00	—	L	@ 3-26	72,192
----------	---	---	--------	--------

NEW ORLEANS SAINTS (3-4)

11/21/76	—	L	27-51	61,865
11/18/79	—	W	38-24	60,055
11/10/85	—	W	@ 27-3	47,365
10/16/88	—	L	19-20	63,569
9/1/91	—	L	@ 24-27	68,492
11/16/97	—	*L	@ 17-20	50,493
9/17/00	—	W	+ 20-10	59,513

Points: Seattle 172 (24.6)


New Orleans 155 (22.1)

TAMPA BAY BUCCANEERS (4-1)

10/17/76	—	W	@ 13-10	43,812
10/16/77	—	W	30-23	54,783
11/20/94	—	W	22-21	37,466
9/22/96	—	W	@ 17-13	30,212
11/28/99	—	L	3-16	66,314

Points: Seattle 85 (17.0)

Tampa Bay 83 (16.6)



AFC WEST (2-2)

DENVER BRONCOS (17-33)

10/2/77	—	L	13-24	53,108
10/7/78	—	L	7-28	74,989
10/29/78	—	*L	17-20	62,948
9/23/79	—	L	@ 34-37	74,879
12/8/79	—	W	28-23	60,038
11/23/80	—	L	@ 20-36	73,274
12/21/80	—	L	17-25	51,853
9/13/81	—	W	13-10	58,513
12/13/81	—	L	@ 13-23	74,527
11/21/82	—	W	@ 17-10	73,916
1/2/83	—	W	13-11	43,145
11/6/83	—	W	27-19	61,189
11/20/83	—	L	@ 27-38	74,710
11/25/84	—	W	@ 27-24	74,922
12/15/84	—	L	14-31	64,411
10/20/85	—	*L	@ 10-13	74,899
12/20/85	—	L	24-27	56,283
10/26/86	—	L	@ 13-20	76,089
12/20/86	—	W	41-16	63,697
9/13/87	—	L	@ 17-40	75,999
12/13/87	—	W	28-21	61,759
9/4/88	—	W	@ 21-14	75,986
12/11/88	—	W	42-14	62,839
10/22/89	—	*L	21-24	62,353
11/26/89	—	L	@ 14-41	75,117
9/23/90	—	*L	@ 31-34	75,290
12/23/90	—	W	17-12	55,845
9/15/91	—	L	@ 10-16	74,152
11/24/91	—	W	13-10	60,430
11/30/92	—	*W	16-13	51,612
12/20/92	—	L	@ 6-10	72,570
10/31/93	—	L	@ 17-28	73,644
11/28/93	—	L	9-17	57,812
10/9/94	—	L	+ 9-16	63,872
11/13/94	—	L	@ 10-17	71,290
10/1/95	—	W	27-10	49,914
12/10/95	—	W	@ 31-27	71,488
9/8/96	—	L	20-30	43,671
12/1/96	—	L	@ 7-34	74,982
9/7/97	—	L	14-35	55,859
11/2/97	—	L	@ 27-30	74,212
10/11/98	—	L	16-21	66,258
12/27/98	—	L	@ 21-28	74,057
11/14/99	—	W	20-17	66,314
12/19/99	—	*L	@ 30-36	65,987
11/26/00	—	L	+ 31-38	68,661
12/10/00	—	L	@ 24-31	75,218
10/14/01	—	W	+ 34-21	61,837
12/09/01	—	L	@ 7-20	74,524
11/17/02	—	L	9-31	65,495

Points: Denver 1171 (23.4)
Seattle 974 (19.5)

KANSAS CITY CHIEFS (18-30)

12/11/77	—	W	@ 34-31	22,562
11/19/78	—	W	@ 13-10	32,252
12/17/78	—	W	23-19	58,490
9/30/79	—	L	6-24	61,169
12/2/79	—	L	@ 21-37	42,160
9/14/80	—	W	@ 17-16	42,403
11/9/80	—	L	30-31	58,976
9/27/81	—	L	14-20	59,255
11/22/81	—	L	@ 13-40	49,002
9/4/83	—	L	@ 13-17	42,531
11/27/83	—	*W	51-48	56,795
11/4/84	—	W	45-0	61,396
12/9/84	—	L	@ 7-34	34,855
9/29/85	—	L	@ 7-28	50,485
12/1/85	—	W	26-6	52,655
9/14/86	—	W	23-17	61,068
11/9/86	—	L	@ 7-27	53,268
9/20/87	—	W	43-14	61,667
12/27/87	—	L	@ 20-41	20,370
9/11/88	—	W	31-10	61,512
11/20/88	—	L	@ 24-27	33,152
10/8/89	—	L	16-20	60,715
11/5/89	—	L	@ 10-20	54,489
10/21/90	—	W	19-7	60,358
11/11/90	—	W	@ 17-16	71,285
9/22/91	—	L	@ 13-20	71,789
12/1/91	—	L	6-19	57,248
9/13/92	—	L	@ 7-26	75,125
11/22/92	—	L	14-24	49,867
12/5/93	—	L	16-31	58,551
1/2/94	—	L	@ 24-34	72,136
10/23/94	—	L	@ 23-38	78,847
11/27/94	—	W	10-9	54,120
9/3/95	—	L	10-34	47,564
12/24/95	—	L	@ 3-26	75,784
9/15/96	—	L	17-35	39,970
10/17/96	—	L	@ 16-34	76,057
9/28/97	—	*L	@ 17-20	77,877
11/23/97	—	L	14-19	66,264
10/4/98	—	L	@ 6-17	66,418
11/8/98	—	W	24-12	66,251
11/21/99	—	W	@ 31-19	78,714
12/26/99	—	W	23-14	66,332
10/02/00	—	L	@ 17-24	82,893
10/29/00	—	L	+ 19-24	62,141
11/25/01	—	L	@ 7-19	77,357
1/06/02	—	W	+ 21-18	58,460
11/24/02	—	W	39-22	56,250

Points: Kansas City 1098 (22.9)
Seattle 905 (18.9)

OAKLAND RAIDERS (22-27)

11/6/77	—	L	@	7-44	50,929
10/22/78	—	W		27-7	62,529
11/26/78	—	W	@	17-16	52,978
9/16/79	—	W		27-10	61,602
12/16/79	—	W	@	29-24	53,177
10/26/80	—	L	@	14-33	50,185
11/17/80	—	L		17-19	60,480
9/20/81	—	L	@	10-20	45,725
11/29/81	—	L		31-32	57,147
12/5/82	—	L	@	23-28	42,170
10/16/83	—	W		38-36	60,697
10/30/83	—	W	@	34-21	49,708
10/7/84	—	L	@	14-28	77,904
11/12/84	—	W		17-14	64,011
11/3/85	—	W		33-3	64,060
12/15/85	—	L	@	3-13	77,425
10/12/86	—	L	@	10-14	70,635
12/8/86	—	W		37-0	62,923
10/25/87	—	W	@	35-13	52,735
11/30/87	—	L		14-37	62,802
11/28/88	—	W		35-27	62,641
12/18/88	—	W	@	43-37	61,127
10/1/89	—	W	@	24-20	44,319
12/17/89	—	W		23-17	61,076
9/16/90	—	L		13-17	61,889
10/14/90	—	L	@	17-24	50,624
10/13/91	—	*L		20-23	61,974
11/17/91	—	L	@	7-31	49,317
10/18/92	—	L		0-19	56,904
11/15/92	—	L	@	3-20	46,862
9/12/93	—	L		13-17	58,836
12/12/93	—	L	@	23-27	38,161
9/11/94	—	W	@	38-9	47,319
12/11/94	—	L		16-17	53,301
10/8/95	—	L	@	14-34	50,213
12/17/95	—	W		44-10	58,428
11/24/96	—	L		21-27	47,506
12/22/96	—	W	@	28-21	33,455
10/26/97	—	W		45-34	66,264
12/14/97	—	W	@	22-21	40,124
11/1/98	—	L		18-31	66,246
11/15/98	—	L	@	17-20	51,527
10/3/99	—	W		22-21	66,400
12/5/99	—	L	@	21-30	44,716
10/22/00	—	L	@	3-31	57,490
12/16/00	—	W	+	27-24	68,681
9/30/01	—	L	@	14-38	54,629
11/11/01	—	W	+	34-27	67,231
9/8/02	—	L	@	17-31	53,260

Franchise moved from Oakland to Los Angeles in 1982. Moved back to Oakland in 1995.

Points: Oakland 1117 (22.8)

Seattle 1059 (21.6)

SAN DIEGO CHARGERS (25-22)

11/27/77	—	L		28-30	55,338
9/3/78	—	L		20-24	55,778
12/10/78	—	L	@	10-37	49,975
9/2/79	—	L		16-33	62,287
10/14/79	—	L	@	10-20	50,077
9/7/80	—	L		13-34	62,042
12/13/80	—	L	@	14-21	49,980
10/4/81	—	L	@	10-24	51,463
11/16/81	—	W		44-23	58,628
9/18/83	—	W		34-31	61,714
10/9/83	—	L	@	21-28	49,132
9/9/84	—	W		31-17	61,314
10/29/84	—	W	@	24-0	53,974
9/15/85	—	W	@	49-35	54,420
10/6/85	—	W		26-21	61,300
10/6/86	—	W		33-7	63,207
12/14/86	—	W	@	34-24	47,096
11/22/87	—	W		34-3	62,444
9/18/88	—	L	@	6-17	44,449
10/30/88	—	W		17-14	59,641
10/15/89	—	W	@	17-16	50,079
10/29/89	—	W		10-7	59,961
11/4/90	—	L		14-31	59,646
11/25/90	—	*W	@	13-10	50,097
10/27/91	—	W		20-9	58,025
11/10/91	—	L	@	14-17	43,597
10/4/92	—	L	@	6-17	36,783
12/27/92	—	L		14-31	49,324
9/5/93	—	L	@	12-18	58,039
10/3/93	—	W		31-14	54,778
09/18/94	—	L	+	10-24	65,536
10/30/94	—	L	@	15-35	59,001
9/10/95	—	L	@	10-14	54,420
10/22/95	—	L		25-35	45,821
9/1/96	—	L	@	7-29	58,780
10/27/96	—	W		32-13	38,143
9/21/97	—	W		26-22	51,110
11/9/97	—	W	@	37-31	64,616
10/25/98	—	W	@	27-20	58,512
12/13/98	—	W		38-17	62,690
10/17/99	—	L	@	10-13	59,432
12/12/99	—	L		16-19	66,318
9/24/00	—	W	@	20-12	47,233
11/05/00	—	W	+	17-15	59,884
12/02/01	—	*W	+	13-10	55,466
12/30/01	—	W	@	25-22	51,412
12/29/02	—	*W	@	31-28	52,159

Points: Seattle 984 (20.9)

San Diego 972 (20.7)

AFC EAST (0-0)

BUFFALO BILLS (6-3)

10/30/77	—	W	56-17	61,180
10/14/84	—	W	31-28	59,034
11/6/88	—	L	3-13	61,074
12/4/89	—	W	17-16	57,682
10/15/95	—	L	@ 21-27	74,362
12/1/96	—	W	26-18	41,373
10/24/99	—	W	26-16	66,301
12/23/00	—	L	+ 23-42	61,025
11/18/01	—	W	@ 23-20	60,836

Points: Seattle 226 (25.1)
Buffalo 197 (21.9)

MIAMI DOLPHINS (2-6)

10/23/77	—	L	@ 13-31	29,855
9/9/79	—	L	@ 10-19	56,233
10/4/87	—	W	24-20	19,448
12/16/90	—	L	@ 17-24	57,851
9/27/92	—	L	17-19	59,374
10/6/96	—	W	@ 22-15	59,539
9/03/00	—	L	@ 0-23	72,949
10/28/01	—	L	+ 20-24	59,108

Moved from the Orange Bowl into Joe Robbie Stadium in 1987.

Points: Miami 175 (21.9)
Seattle 123 (15.4)

NEW ENGLAND PATRIOTS (7-6)

10/9/77	—	L	@ 0-31	45,929
9/21/80	—	L	31-37	61,035
12/19/82	—	L	0-16	53,457
12/18/83	—	W	24-6	59,688
9/16/84	—	L	@ 23-38	43,140
11/17/85	—	L	13-20	60,345
9/21/86	—	W	@ 38-31	58,977
12/4/88	—	L	@ 7-13	59,068
9/24/89	—	W	@ 24-3	48,025
10/7/90	—	W	@ 33-20	39,735
9/20/92	—	W	@ 10-6	42,327
9/19/93	—	W	@ 17-14	50,392
10/24/93	—	W	10-9	56,526

Points: New England 244 (18.8),
Seattle 230 (17.7)

NEW YORK JETS (8-7)

11/13/77	—	W	@ 17-0	43,973
9/17/78	—	W	@ 24-17	46,911
11/26/79	—	W	30-7	59,977
10/19/80	—	W	@ 27-17	52,496
10/25/81	—	W	@ 19-3	49,678
12/6/81	—	W	27-23	53,105
9/11/83	—	W	@ 17-10	50,066
10/27/85	—	L	@ 14-17	69,320
11/28/86	—	L	7-38	62,497
11/9/87	—	L	@ 14-30	60,452
9/8/91	—	W	20-13	56,770
11/26/95	—	L	10-16	41,160
8/31/97	—	L	3-41	53,893
12/6/98	—	L	@ 31-32	72,200
1/2/00	—	L	@ 9-19	78,154

Moved from Shea Stadium into Giants Stadium in 1984.

Points: New York 283 (18.7)
Seattle 269 (17.9)

AFC NORTH (0-0)


BALTIMORE RAVENS (0-1)

12/27/97	—	L	@ 24-31	54,395
----------	---	---	---------	--------

CINCINNATI BENGALS (8-7)

9/25/77	—	L	@ 20-42	45,579
9/6/81	—	L	@ 21-27	41,177
12/26/82	—	L	@ 10-24	55,330
11/18/84	—	W	@ 26-6	50,280
9/8/85	—	W	@ 28-24	51,625
11/16/86	—	L	@ 7-34	54,410
10/11/87	—	L	10-17	31,739
12/10/89	—	W	@ 24-17	54,744
10/1/90	—	W	31-16	60,135
10/6/91	—	W	@ 13-7	60,010
9/6/92	—	L	3-21	57,350
9/26/93	—	W	@ 19-10	46,880
11/06/94	—	*L	17-20	46,630
9/17/95	—	W	24-21	39,492
11/7/99	—	W	37-20	66,303

Points: Cincinnati 306 (20.4)
Seattle 290 (19.3)



Seattle has won five consecutive games versus New England, but haven't played them since 1993.

CLEVELAND BROWNS (10-4)

12/18/77	—	W	20-19	61,583
12/3/78	—	W	47-24	62,262
11/11/79	—	W @	29-24	72,440
10/12/80	—	L	3-27	61,366
12/20/81	—	W	42-21	51,435
9/12/82	—	L	7-21	55,907
10/2/83	—	W @	24-9	75,446
9/3/84	—	W	33-0	59,540
12/8/85	—	W	31-13	58,477
10/9/88	—	W @	16-10	78,605
11/12/89	—	L	7-17	58,978
11/14/93	—	W	22-5	54,622
12/24/94	—	L @	9-35	54,180
9/09/01	—	W @	9-6	72,318

Franchise suspended in 1996.

Points: Seattle 299 (21.4)
Cleveland 231 (16.5)

PITTSBURGH STEELERS (7-6)

12/4/77	—	L @	20-30	45,429
9/10/78	—	L @	10-21	48,277
11/8/81	—	W	24-21	59,058
11/28/82	—	W	16-0	55,553
10/23/83	—	L	21-27	61,615
9/7/86	—	W	30-0	61,146
12/6/87	—	L @	9-13	48,881
10/20/91	—	W @	27-7	54,678
12/6/92	—	L @	14-20	47,015
12/26/93	—	W	16-6	51,814
9/25/94	—	W +	30-13	59,637
9/27/98	—	L @	10-13	58,413
9/26/99	—	W @	29-10	57,881

* Overtime

+ at Husky Stadium

Points: Seattle 256 (19.7)
Pittsburgh 181 (13.9)

AFC SOUTH (0-0)**HOUSTON TEXANS (0-0)**

Seattle will play Houston for the first time in 2005, in Seattle.

* Overtime

+ at Husky Stadium

RECORD VS. DIVISION (1976-2001)**AFC East (27-27)**

Buffalo (6-3)
Indianapolis (3-5)
Miami (2-6)
New England (7-6)
New York Jets (8-7)

NFC East (13-27)

Arizona (1-5)
Dallas (2-5)
New York Giants (3-6)
Philadelphia (3-5)
Washington (4-6)

AFC Central (35-23)

Baltimore (0-1)
Cleveland (10-4)
Cincinnati (8-7)
Jacksonville (3-1)
Tennessee (8-4)

NFC Central (21-13)

Chicago (5-2)
Detroit (4-4)
Green Bay (4-4)
Minnesota (4-2)
Tampa Bay (4-1)

AFC West (80-110)

Denver (17-32)
Kansas City (17-30)
Oakland (22-26)
San Diego (24-22)

NFC West (12-15)

Atlanta (5-2)
Carolina (0-1)
New Orleans (3-4)
St. Louis (2-5)
San Francisco (2-4)

INDIANAPOLIS COLTS (3-5)

9/18/77	—	L	14-29	58,991
11/12/78	—	L	14-17	61,905
9/29/91	—	W	31-3	56,656
10/2/94	—	L @	15-17	49,876
12/4/94	—	L	19-31	39,574
9/14/97	—	W @	31-3	49,194
12/20/98	—	W	27-23	58,703
10/15/00	—	L +	24-37	63,593

Franchise transferred from Baltimore in 1984.

Points: Seattle 175 (21.9)
Indianapolis 160 (20.0)

JACKSONVILLE JAGUARS (3-1)

11/12/95	—	W @	47-30	71,290
12/15/96	—	L @	13-20	66,134
11/12/00	—	W @	28-21	68,063
10/07/01	—	W +	24-15	54,524

Points: Seattle 112 (28.0)
Jacksonville 86 (21.5)

TENNESSEE TITANS (8-4)

11/20/77	—	L	10-22	61,519
10/21/79	—	W	34-14	60,705
10/5/80	—	W @	26-7	46,860
10/11/81	—	L @	17-35	42,671
9/19/82	—	L @	21-23	43,117
11/13/88	—	W	27-24	60,446
12/2/90	—	*W	13-10	57,592
11/7/93	—	L @	14-24	50,447
12/11/94	—	W @	16-14	31,453
11/3/96	—	W	23-16	36,320
10/5/97	—	W	16-13	49,897
11/29/98	—	W	20-18	59,048

Franchise transferred from Houston in 1997 and changed name from Oilers to Titans in 1999.

* Overtime

Points: Seattle 237 (19.8)
Tennessee 220 (18.3)


YEARLY RESULTS

YEAR	W	L	T	PCT.	PTS	OPP	FINISH	HOME	ROAD	DIV.	AFC	NFC	POST.
1976	2	12	0	.143	229	429	*5th	1-6-0	1-6-0	0-4-0	1-0-0	1-12-0	---
1977	5	9	0	.357	282	373	*4th	3-4-0	2-5-0	1-3-0	4-9-0	1-0-0	---
1978	9	7	0	.563	345	358	3rd	5-3-0	4-4-0	4-4-0	6-6-0	3-1-0	---
1979	9	7	0	.563	378	372	3rd	5-3-0	4-4-0	3-5-0	6-6-0	3-1-0	---
1980	4	12	0	.250	291	408	5th	0-8-0	4-4-0	1-7-0	3-9-0	1-3-0	---
1981	6	10	0	.375	322	388	5th	5-3-0	1-7-0	2-6-0	6-8-0	0-2-0	---
1982	4	5	0	.444	127	147	+10th	3-2-0	1-3-0	2-1-0	3-5-0	1-0-0	---
1983	9	7	0	.563	403	397	2nd	5-3-0	4-4-0	5-3-0	8-4-0	1-3-0	2-1-0
1984	12	4	0	.750	418	282	2nd	7-1-0	5-3-0	6-2-0	8-4-0	4-0-0	1-1-0
1985	8	8	0	.500	349	303	3rd	5-3-0	3-5-0	4-4-0	6-6-0	2-2-0	---
1986	10	6	0	.625	366	293	3rd	7-1-0	3-5-0	5-3-0	7-5-0	3-1-0	---
1987	9	6	0	.600	371	314	^2nd	6-2-0	3-4-0	4-3-0	5-6-0	4-0-0	0-1-0
1988	9	7	0	.563	339	329	1st	5-3-0	4-4-0	6-2-0	8-4-0	1-3-0	0-1-0
1989	7	9	0	.438	241	327	4th	3-5-0	4-4-0	4-4-0	7-5-0	0-4-0	---
1990	9	7	0	.563	306	286	3rd	5-3-0	4-4-0	4-4-0	7-5-0	2-2-0	---
1991	7	9	0	.438	276	261	4th	5-3-0	2-6-0	2-6-0	6-6-0	1-3-0	---
1992	2	14	0	.125	140	312	5th	1-7-0	1-7-0	1-7-0	2-10-0	0-4-0	---
1993	6	10	0	.375	280	314	5th	4-4-0	2-6-0	1-7-0	6-8-0	0-2-0	---
1994	6	10	0	.375	287	323	5th	3-5-0	3-5-0	2-6-0	4-10-0	2-0-0	---
1995	8	8	0	.500	363	366	3rd	5-3-0	3-5-0	3-5-0	5-7-0	3-1-0	---
1996	7	9	0	.438	317	376	5th	4-4-0	3-5-0	2-6-0	5-7-0	2-2-0	---
1997	8	8	0	.500	365	362	3rd	4-4-0	4-4-0	4-4-0	6-6-0	2-2-0	---
1998	8	8	0	.500	372	310	3rd	6-2-0	2-6-0	3-5-0	5-7-0	3-1-0	---
1999	9	7	0	.563	338	298	1st	5-3-0	4-4-0	4-4-0	7-5-0	2-2-0	0-1-0
2000	6	10	0	.375	320	405	4th	3-5-0	3-5-0	3-5-0	4-8-0	2-2-0	---
2001	9	7	0	.563	301	324	2nd	6-2-0	3-5-0	5-3-0	8-4-0	1-3-0	---
2002	7	9	0	.438	355	369	3rd	3-5-0	4-4-0	2-4-0	2-2-0	5-7-0	---
195	225	0	.464	8,481	9,026			114-97-0	81-128-0	83-117-0	145-162-0	50-55-0	3-5-0

*Seahawks were placed in the NFC West for scheduling purposes in 1976 and played every NFC team and the Tampa Bay Buccaneers. In 1977, Seattle was in the AFC West and played every AFC team and Tampa Bay. Seattle switched back to the NFC West in 2002.

+Conference finish. Schedule shortened to 9 games because of players' strike.

^Schedule shortened to 15 games because of players' strike. Game 2 (at San Diego) was cancelled and games 3-5 were played with replacement players.



Seattle's first playoff appearance was in 1983, but lost in the second round to the Miami Dolphins.

VERSUS THE NFL

	REGULAR SEASON				POST-SEASON	PRE-SEASON
	TOTAL	HOME	ROAD	OT		
* Arizona	2-6	1-4	1-2	0-2	0-0	9-5
Arizona	2-4	1-3	1-1	0-2	0-0	7-2
St. Louis	0-2	0-1	0-1	0-0	0-0	2-2
Atlanta	6-2	2-1	4-1	1-0	0-0	2-0
^ Baltimore	0-1	0-0	0-1	0-0	0-0	0-0
Buffalo	6-3	5-2	1-1	0-0	0-0	2-0
Carolina	0-1	0-0	0-1	0-0	0-0	0-0
Chicago	5-2	2-1	3-1	0-0	0-0	1-1
Cincinnati	8-7	3-3	5-4	0-1	0-1	1-0
Cleveland	10-4	6-3	4-1	0-0	0-0	0-0
Dallas	3-5	1-2	2-3	0-0	0-0	3-0
Denver	17-33	13-13	4-20	1-5	1-0	0-5
Detroit	4-4	3-2	1-2	0-0	0-0	5-2
+ Green Bay	4-4	1-1	3-3	0-0	0-0	1-0
# Indianapolis	3-5	2-4	1-1	0-0	0-0	7-8
Indianapolis	3-3	2-2	1-1	0-0	0-0	6-8
Baltimore	0-2	0-2	0-0	0-0	0-0	1-0
Jacksonville	3-1	1-0	2-1	0-0	0-0	0-0
Kansas City	18-30	13-11	5-19	1-1	0-0	1-0
Miami	2-6	1-2	1-4	0-0	1-2	0-1
Minnesota	5-2	4-1	1-1	0-0	0-0	4-4
New England	7-6	2-3	5-3	0-0	0-0	1-1
New Orleans	3-4	2-2	1-2	0-1	0-0	2-0
N.Y. Giants	3-7	2-2	1-5	0-0	0-0	0-0
N.Y. Jets	8-7	3-3	5-4	0-0	0-0	0-0
@ Oakland	22-27	13-10	9-17	0-1	1-1	3-2
Oakland	11-14	7-4	4-10	0-0	0-0	3-2
Los Angeles	11-13	6-6	5-7	0-1	1-1	0-0
Philadelphia	3-6	2-4	1-2	0-1	0-0	0-0
Pittsburgh	7-6	5-1	2-5	0-0	0-0	0-0
% St. Louis	3-6	2-3	1-3	0-0	0-0	2-6
St. Louis	2-2	1-1	1-1	0-0	0-0	0-0
Los Angeles	1-4	1-2	0-2	0-0	0-0	2-6
San Diego	25-22	15-9	10-13	3-0	0-0	2-2
San Francisco	2-6	1-4	1-2	0-0	0-0	13-15
Tampa Bay	4-1	2-1	2-0	0-0	0-0	3-0
= Tennessee	8-4	6-1	2-3	1-0	0-1	1-0
Tennessee	2-0	2-0	0-0	0-0	0-0	0-0
Houston	6-4	4-1	2-3	1-0	0-1	1-0
Washington	4-7	1-4	3-3	0-0	0-0	0-0
TOTALS	195-225	114-97	81-128	7-12	3-5	64-52

* Includes 2 games while franchise was located in St. Louis (0-2)

^ Relocated from Cleveland in 1996. All records remain in Cleveland.

+ Includes 5 games at Milwaukee's County Stadium (3-2)

Includes 2 games while franchise was located in Baltimore (0-2)

@ Includes 25 games (11-14) while franchise was located in Los Angeles

% Includes 5 games while franchise was located in Los Angeles (1-4)

= Includes 10 games while franchise was located in Houston (6-4)

OVERTIME GAMES

OVERTIME RESULTS (7-12)

10/29/78	L	17-20	Denver Broncos	62,948
11/27/83	W	51-48	Kansas City Chiefs	56,795
10/20/85	L	10-13	at Denver Broncos	74,899
10/22/89	L	21-24	Denver Broncos	62,353
09/23/90	L	31-34	at Denver Broncos	75,290
11/25/90	W	13-10	at San Diego Chargers	50,097
12/02/90	W	13-10	Houston Oilers	57,592
10/13/91	L	20-23	Los Angeles Raiders	61,974
11/30/92	W	16-13	Denver Broncos	51,612
12/13/92	L	17-20	Philadelphia Eagles	47,492
12/19/93	L	27-30	Phoenix Cardinals	45,737
11/06/94	L	17-20	Cincinnati Bengals	46,630
10/29/95	L	14-20	at Arizona Cardinals	39,600
09/28/97	L	17-20	at Kansas City Chiefs	77,877
11/16/97	L	17-20	at New Orleans Saints	50,493
12/19/99	L	30-36	at Denver Broncos	65,987
12/02/01	W	13-10	San Diego	55,466
12/15/02	W	30-24	at Atlanta	69,551
12/29/02	W	31-28	at San Diego	52,159

Denver 20, at Seattle 17 — Sunday, October 29, 1978

The Broncos Jim Turner kicked a second-chance 18-yard field goal 12:59 into overtime for the win. Turner missed an 18-yarder the play before but the Seahawks were penalized for 12 men on the field. Denver's Steve Foley intercepted a pass at the Seattle 36 to set up the drive. The Broncos had three possessions in the overtime and Seattle two.

at Seattle 51, Kansas City 48 — Sunday, November 27, 1983

Norm Johnson's third 42-yard field goal of the day, with 1:46 gone, gave the Seahawks the win in the highest-scoring game in Seattle history and the third-highest in NFL history. Seattle had the only possession in overtime, driving 24 yards in four plays. Zachary Dixon's 47-yard kickoff return to the Chiefs 48 started the drive, which featured four Curt Warner runs to the Kansas City 24 before Johnson kicked his field goal on third down. Warner set team records with 32 rushes, 207 rushing yards, and scored three touchdowns. Johnson had tied the game with two seconds left in regulation with a 42-yarder.

at Denver 13, Seattle 10 — Sunday, October 20, 1985

Rich Karlis booted a 24-yard field goal 9:19 into overtime for the win. Each team had three possessions, with the first two ending in punts. Seattle's third drive ended in Daniel Hunter's interception and 20-yard return to the Seahawks 15. Karlis booted his field goal four plays later.

Denver 24, at Seattle 21 — Sunday, October 22, 1989

David Treadwell kicked a 27-yard field goal 7:46 into overtime. Seattle won the toss and drove to the Broncos 22 where Norm Johnson's 40-yard field goal was wide left. After a Denver punt, Denver's Dennis Smith intercepted a Dave Krieg pass and returned it 28 yards to the Seattle 10, where Treadwell kicked a field goal on the next play.

at Denver 34, Seattle 31 — Sunday, September 23, 1990

David Treadwell's 25-yard field goal 9:14 into overtime capped Denver's first overtime possession. Seattle won the toss and drove to the Denver 26 where Johnson's 44-yard field goal was wide right. The Broncos then moved from their own 26 to the Seattle 8 setting up the kick.

Seattle 13, at San Diego 10 — Sunday, November 25, 1990

Norm Johnson's 40-yard field goal came 3:01 into overtime and was set up by Rufus Porter's recovery of a Nesby Glasgow forced fumble at the Chargers 23.

at Seattle 13, Houston 10 — Sunday, December 2, 1990

De ja vu. Norm Johnson's 42-yard field goal 4:25 into overtime was set up by David Wyman's recovery of a Tony Woods forced fumble at the Houston 27.

L.A. Raiders 23, at Seattle 20 — Sunday, October 13, 1991

Jeff Jaeger's 37-yard field goal 6:37 into overtime was the winner. After both teams punted on their first possession, Los Angeles' Ronnie Lott intercepted Jeff Kemp at the Seattle 19 and Jaeger kicked the game-winner on the next play.

at Seattle 16, Denver 13 — Sunday, November 30, 1992

John Kasay redeemed himself with a 32-yard field goal 11:10 into overtime as Seattle snapped an eight-game losing streak. Kasay had missed a 33-yarder on Seattle's second overtime possession. Denver had three possessions and Seattle four. The Seahawks special teams and defense set up the game-winning drive by downing a punt at the Denver 4 and holding the Broncos to no yards on three plays. Seattle drove 24 yards in four plays for the winner.

Philadelphia 20, at Seattle 17 — Sunday, December 13, 1992

Roger Ruzek's 44-yard field goal as the gun sounded ended the longest game in Seattle history (75:00). The Eagles gained 101 yards and controlled the ball for 10:02 on three overtime possessions, while holding the Seahawks to 20 yards on two.

Phoenix 30, at Seattle 27 — Sunday, December 19, 1993

Greg Davis kicked a club record and personal best 55-yard field goal on the last play of regulation and added a 41-yarder on the Cardinals only overtime possession for the win. Davis' 55-yard kick capped a 27-yard, 7-play drive after Seattle took a 27-24 lead on Rick Mirer's one-yard run with 1:22 left. Steve Beuerlein hit 5-of-6 passes on Phoenix's 57-yard, 13-play game-winning drive. It was the only possession in overtime by either team.

Cincinnati 20, at Seattle 17 — Sunday, November 6, 1994

Doug Pelfrey kicked his Cincinnati record sixth field goal of the game, a 26-yarder, 8:14 into overtime to give the winless Bengals (0-8) their first victory of the season. Pelfrey's kick came one play after quarterback Jeff Blake connected on a 76-yard pass to Darnay Scott to the Seattle 7. Each team had two possessions in the overtime. The game marked the Seahawks first game in the Kingdome, which had been undergoing ceiling tile repairs since mid-July.

at Arizona 20, Seattle 14 — Sunday, October 29, 1995

Lorenzo Lynch returned a deflected pass 72 yards for a touchdown with 3:33 left in overtime. His return ended a game that had a combined 11 turnovers, seven by Seattle, including a team record eight fumbles. Each team had chances to win late, but Seattle lost a fumble into the Cardinals end zone and had a field goal blocked while Arizona had a field goal blocked. After the block, the Seahawks moved to the Cardinals 33 where a second-and-six pass was deflected into Lynch's hand.

at Kansas City 20, Seattle 17 — Sunday, September 28, 1997

Pete Stoyanovich's 41-yard field goal with 1:56 left in overtime gave the Chiefs the win. Safety James Woods picked off a Seahawks pass and return it to midfield setting up the Chiefs game-winning drive. Marcus Allen, who'd scored two touchdowns, ran four times for eight yards on the drive, including a two-yard drive on a third-and-one play. Each team had two possessions in overtime.

at New Orleans 20, Seattle 17 — Sunday, November 16, 1997

Doug Brien's 48-yard field goal one play after Winfred Tubbs' interception gave the Saints the win 17 seconds into overtime. Tubbs picked off his pass on Seattle's first play and returned it to the Seahawks 20 setting up Brien. Both teams had chances to win late in regulation after Seattle had tied the game with 1:40 left. New Orleans drove to the Seahawks 29 with 51 seconds left, but lost a fumble. Seattle then moved to the Saints 27, but missed a 45-yard field goal with 19 seconds left.

at Denver 36, Seattle 30 — Sunday, December 19, 1999

After falling behind 30-20, with 1:47 remaining, the Seahawks scored on a Jon Kitna to Derrick Mayes pass play with :54 left. Trailing by three points, the Seahawks' Kerry Joseph recovered an onside kick and Todd Peterson booted a 45-yard field goal to send the game into overtime. The Seahawks defense forced a punt on the first possession of overtime, but a sack and fumble was returned by Broncos' linebacker Glenn Cadrez 37 yards for the winning score.

Seattle 13, San Diego 10 — Sunday, December 2, 2001

Rian Lindell's 24-yard field goal on the first overtime series clinched the win for Seattle. Lindell made up for a 43-yard field goal attempt toward the end of regulation that sailed wide right. Shaun Alexander rushed for 29 of his 87 yards in the period setting up the game-winning field goal.

Seattle 30, Atlanta 24 — Sunday, December 15, 2002

The Falcons had possession first in the extra period and drove to the Seahawks 18-yard line, but Jay Feely's 36-yard attempt sailed wide right. The Seahawks took over and drove down the field before Shaun Alexander scampered 27 yards into the endzone for the win. The game marked the first overtime victory for the Seahawks via touchdown.

Seattle 31, San Diego 28 — Sunday, December 29, 2002

Seattle had first possession and drove down to the Chargers' 28-yard line, but an errant Hasselbeck pass was intercepted. The Seahawks forced San Diego to a three-and-out following a John Randle sack deep in Chargers territory. Seattle regained possession and moved to the Chargers 6-yard line where Rian Lindell booted a game-winning 24-yard field goal.

PLAYOFF GAMES

AFC WILD CARD PLAYOFFS

Seattle Seahawks 31, Denver Broncos 7

Saturday, December 24, 1983 — Kingdome

Dave Krieg threw three touchdown passes to lead the Seahawks to a win in the first playoff game in their history. Krieg, who completed 12-of-13 passes, increased a 10-7 Seahawks halftime lead with touchdown passes on Seattle's first two second half possessions. Seattle scored on the game's opening drive on a Krieg touchdown pass. After a Denver touchdown, Seattle took the lead for good with a field goal. Krieg then opened the second half by throwing two touchdown passes. Seattle recorded three takeaways, all deep in Seahawks territory. Of Denver's 360 total yards, 140 were gained on their last two drives. Steve DeBerg, who was activated two days before the game after missing nine games with a shoulder injury, was 14-of-19 for 131 yards, before being replaced midway through the fourth quarter by rookie John Elway. Both teams had 9-7 records in the regular season with Seattle gaining the home field advantage by virtue of their win on the season's last week and Denver's loss at Kansas City.

Denver		7	0	0	0	—	7
Seattle		7	3	7	14	—	31
SEA 1	4:42	0-7	Largent 17 pass Krieg (N. Johnson kick) [8-62, 4:33]				
DEN 1	11:22	7-7	Myles 13 pass DeBerg (Karlis kick) [9-76, 4:08]				
SEA 2	5:35	7-10	N. Johnson 37 FG [9-32, 4:33]				
SEA 3	7:02	7-17	Metzelaars 5 pass Krieg (N. Johnson kick) [5-73, 3:19]				
SEA 4	0:04	7-24	Johns 18 pass Krieg (N. Johnson kick) [9-61, 4:17]				
SEA 4	5:26	7-31	Hughes 2 run (N. Johnson kick) [9-64, 4:43]				
Att.	—	60,752					

STARTERS

OFFENSE	
TE	- Metzelaars
LT	- Essink
LG	- Bailey
C	- Bush
RG	- Pratt
RT	- August
TE	- Young
WR	- Largent
QB	- Krieg
RB	- Warner
FB	- C.Bryant
K	- N.Johnson
DEFENSE	
LE	- Green
NT	- Nash
RE	- J.Bryant
LOLB	- Scholtz
LILB	- Norman
RILB	- Butler
ROLB	- Gaines
LCB	- Justin
RCB	- Brown
SS	- Easley
FS	- Harris
P	- West

INDIVIDUAL STATISTICS

RUSHING

Denver	Att	Yds	LG	TD	Total First Downs
Winder	16	59	35	0	Rush/Pass/Penalty
Poole	7	25	7	0	Third Down Eff.
TOTAL	33	125	35	0	Fourth Down Eff.

PASSING

Denver	A	C	Yds	TD	I	Total Net Yards
DeBerg	19	14	131	1	1	Total Off. Plays
Elway	15	10	123	0	1	Avg. Per Play
TOTAL	34	24	254	1	2	Net Yards Rushing

PASS RECEIVING

Denver	No	Yds	LG	TD	Total Net Yards
Myles	7	73	18	1	Total Off. Plays
Watson	4	51	22	0	Avg. Per Play
Poole	4	17	8	0	Net Yards Rushing
Simpson	3	52	31	0	Total Rushing Plays
TOTAL	24	254	31	1	Avg. Gain Per Rush

TEAM STATISTICS

	Denver	Seattle
	21	17
	5/14/2	8/9/0
	9/17 52.9%	5/10 50.0%
	1/2 50.0%	1/1 100.0%
	360	324
	69	53
	5.2	6.1
	125	145
	33	38
	3.8	3.8
	235	179
	2-19	2-21
	34-24-2	13-12-0
	6.5	11.9
	4-47.8	3-41.7
	0	0
	5-35	3-34
	128	146
	1-1	1-0
	1	4
	0/1/0	1/3/0
	1-1	4-4
	0-0	1-1
	30:57	29:03

DEFENSE

Denver — Tackles: Ryan 7. Sacks: Manor 1.0, Woodard 1.0. Interceptions: None. Forced Fumbles: None. Fumble Recoveries: None.
Seattle — Tackles: Easley 11. Sacks: Clancy 1.0, Easley 1.0. Interceptions: G. Johnson 1, Justin 1. Forced Fumbles: Robinson 1. Fumble Recoveries: Moyer 1.

AFC DIVISIONAL PLAYOFFS

Seattle Seahawks 27, Miami Dolphins 20

Saturday, December 31, 1983 — Orange Bowl

Seattle scored 10 points in a 33 second span late in the fourth quarter to upset the highly favored and defending AFC Champion Dolphins at home. Trailing 20-17 with 3:43 left, Dave Krieg connected twice with Steve Largent for 16 and 40 yards to put the ball at the Dolphins two where Curt Warner scored. Sam Merriman recovered a Fulton Walker fumble on the ensuing kickoff to set up Norm Johnson's field goal. When Walker fumble the kickoff again, Seattle recovered and ran out the clock. Miami scored first, but missed the point after allowing Seattle to take a 7-6 lead on Krieg's pass to Cullen Bryant. Zachary Dixon set the score up with a 59-yard kickoff return. Dan Marino's second touchdown pass of the first half gave the Dolphins a 13-7 halftime lead. Seattle regained the lead on Warner's one yard run which was set up by John Harris' fumble recovery. Johnson then added a field goal for a 17-13 lead after Kerry Justin's interception. Krieg was intercepted off with 4:34 left setting up the Dolphins go-ahead touchdown before rebounding with his completions to Largent, who had been held without a reception. The Seattle defense forced five turnovers 70 set up 13 points. Dave Brown had 10 tackles and Keith Butler nine for Seattle. Harris had four tackles, an interception and a fumble recovery. Miami entered the game 12-4 and winners of the AFC East, while Seattle qualified as a wild card with a 9-7 mark.

Seattle	0	7	7	13	—	27
Miami	0	13	0	7	—	20
MIA 2	2:23	0-6	D. Johnson 19 pass Marino (kick blocked) [12-80, 5:44]			
SEA 2	5:41	7-6	C. Bryant 6 pass Krieg (N. Johnson kick) [6-38, 3:16]			
MIA 2	9:17	7-13	Duper 32 pass Marino (von Schamann kick) [7-74, 3:36]			
SEA 3	8:34	14-13	Warner 1 run (N. Johnson kick) [8-55, 3:53]			
SEA 4	4:18	17-13	N. Johnson 27 FG [9-40, 4:18]			
MIA 4	11:17	17-20	Bennett 2 run (von Schamann kick) [3-16, 0:51]			
SEA 4	13:12	24-20	Warner 2 run (N. Johnson kick) [5-66, 1:55]			
SEA 4	13:34	27-20	N. Johnson 37 FG [4-8, 0:24]			
Att.	—	71,032				

STARTERS

OFFENSE	
TE	- Metzelaars
LT	- Essink
LG	- Bailey
C	- Bush
RG	- Pratt
RT	- August
WR	- Young
TE	- Largent
QB	- Krieg
RB	- Warner
FB	- C.Bryant
K	- N.Johnson

DEFENSE

LE	- Green
NT	- Nash
RE	- J.Bryant
LOLB	- Scholtz
LILB	- Robinson
RILB	- Butler
ROLB	- Gaines
LCB	- Justin
RCB	- Brown
SS	- Easley
FS	- Harris
P	- West

INDIVIDUAL STATISTICS

RUSHING

Seattle	Att	Yds	LG	TD
Warner	29	113	11	2
Bryant	5	22	6	0
TOTAL	42	151	12	2

PASSING

Seattle	A	C	Yds	TD	I
Krieg	28	15	192	1	1
Zorn	1	0	0	0	0
TOTAL	29	15	192	1	1

PASS RECEIVING

Seattle	No	Yds	LG	TD
Warner	5	38	10	0
Johns	4	60	28	0
Largent	2	56	40	0
Doornink	2	26	16	0
C.Bryant	2	12	6	1
TOTAL	15	192	40	1

TEAM STATISTICS

Seattle	Miami
Total First Downs	21
Rush/Pass/Penalty	122/9/0
Third Down Eff.	8/17 47.1%
Fourth Down Eff.	1/1 100.0%
Total Net Yards	334
Total Off. Plays	72
Avg. Per Play	4.6
Net Yards Rushing	151
Total Rushing Plays	42
Avg. Gain Per Rush	3.6
Net Yards Passing	192
Times Sacked/Yards Lost	1/9 0/0
Pass Atts-Comps-Ints	29-15-1
Avg. Gain Per Pass Play	6.1
Punts-No. And Avg.	4-38.0
Had Blocked	0
Penalties-No. And Yards	2-15
Return Yardage	130
Fumbles-No. And Lost	0-0
Touchdowns	3
Rush/Pass/Return	2/1/0
Extra Points Made-Atts	3/3
Field Goals Made-Att	2-3
Time Of Possession	34:58
	25:02

DEFENSE

Seattle — Tackles: Brown 10. Sacks: None. Interceptions: Harris 1, Justin 1. Forced Fumbles: Doornink 1, Gaines 1. Fumble Recoveries: Doornink 1, Harris 1, Merriman 1.
 Miami — Tackles: Baumhower 13. Sacks: Baumhower 1.0. Interceptions: Small 1. Forced Fumbles: None. Fumble Recoveries: None.

AFC CHAMPIONSHIP GAME

Los Angeles Raiders 30, Seattle Seahawks 14
 Sunday, January 8, 1984 — Memorial Coliseum

The Raiders stopped the Seahawks dream of a trip to the Super Bowl with a convincing 30-14 win in Seattle's first appearance in the AFC Championship Game. The Raiders, who compiled an AFC-best 12-4 record during the regular season, jumped to a 27-0 lead and were never threatened. Frank Hawkins rushed for a pair of touchdowns and Chris Bahr had two field goals in the first half, which saw Los Angeles score 17 points in the last 4:17 of the second quarter. Key was a 49-yard Malcolm Barnwell pass reception setting up a touchdown and a Mike Davis interception which led to a Bahr field goal. The Raiders held a 226-16 yard advantage at halftime, including holding Seattle to a -9 yards passing. The Raiders had run 36 plays to Seattle's 23. Marcus Allen extended the Raiders lead to 27-7 with a third quarter touchdown reception. The Seahawks scored two late touchdowns sandwiched around another Bahr field goal for the final margin. Los Angeles controlled the ball for 37:06 and out-gained Seattle 401 yards to 167. Seattle suffered five interceptions and allowed four sacks. Allen accounted for 216 total yards from scrimmage, rushing for 154 and catching seven passes for 62. The Raiders were playing in their 11th AFL/AFC title game and won for the fourth time to earn a berth in Super Bowl XVIII. Los Angeles went on to defeat the defending world champion Washington Redskins, 38-9, in the Super Bowl.

Seattle	0	0	7	7	—	14
Los Angeles	3	17	7	3	—	30
LA 1	6:13	0-3	Bahr 20 FG [6-23, 2:43]			
LA 2	10:43	0-10	Hawkins 1 run (Bahr kick) [9-61, 4:40]			
LA 2	13:54	0-17	Hawkins 5 run (Bahr kick) [4-60, 1:26]			
LA 2	14:57	0-20	Bahr 45 FG [5-33, 0:38]			
LA 3	8:11	0-27	Allen 3 pass Plunkett (Bahr kick) [2-46, 1:09]			
SEA 3	10:59	7-27	Doornink 11 pass Zorn (N. Johnson kick) [10-74, 4:01]			
LA 4	11:03	7-30	Bahr 35 FG [7-19, 3:49]			
SEA 4	13:44	14-30	Young 9 pass Zorn (N. Johnson kick) [9-71, 2:41]			
Att.	—	88,734				

STARTERS

OFFENSE	
TE	- Metzelaars
LT	- Essink
LG	- Bailey
C	- Bush
RG	- Pratt
RT	- August
TE	- Young
WR	- Largent
QB	- Krieg
RB	- Warner
FB	- C.Bryant
K	- N.Johnson

DEFENSE	
LE	- Green
NT	- Nash
RE	- J.Bryant
LOLB	- Scholtz
LILB	- Robinson
RILB	- Butler
ROLB	- Gaines
LCB	- Justin
RCB	- Brown
SS	- Easley
FS	- Harris
P	- West

INDIVIDUAL STATISTICS

RUSHING

Seattle	Att	Yds	LG	TD	Total First Downs
Warner	11	26	7	0	Rush/Pass/Penalty
Hughes	3	14	8	0	Third Down Eff.
TOTAL	18	65	10	0	Fourth Down Eff.
Los Angeles	Att	Yds	LG	TD	Total Net Yards
Allen	25	154	43	0	Total Off. Plays
Hawkins	10	24	8	2	Avg. Per Play
Plunkett	7	26	10	0	Net Yards Rushing
TOTAL	46	205	43	2	Total Rushing Plays

PASSING

Seattle	A	C	Yds	TD	I	Times Sacked/Yards Lost
Krieg	9	3	12	0	3	Pass Atts-Comps-Atts
Zorn	27	14	134	2	2	Avg. Gain Per Pass Play
TOTAL	36	17	146	2	5	Punts-No. And Avg.
Los Angeles	A	C	Yds	TD	I	Penalties-No. And Yards
Plunkett	24	17	214	1	2	Return Yardage
TOTAL	24	17	214	1	2	Fumbles-No. And Lost

PASS RECEIVING

Seattle	No	Yds	LG	TD	Touchdowns
Doornink	6	48	12	1	Rush/Pass/Return
Johns	5	49	14	0	Extra Points Made-Atts
Largent	2	25	14	0	Field Goals Made-Att
Warner	2	10	12	0	Time Of Possession
TOTAL	17	146	14	2	
Los Angeles	No	Yds	LG	TD	Interceptions
Allen	7	62	16	1	G.Johnson 1, Scholtz 1. Forced Fumbles: Green 1,
Barnwell	5	116	49	0	Scholtz 1. Fumble Recoveries: Bryant 2.
Christensen	3	14	6	0	Los Angeles — Tackles: Squirek 7. Sacks: Townsend 2.0, Martin 1.0,
Branch	2	22	11	0	Pickel 1.0. Interceptions: M.Davis 2, Hayes 1, McElroy 1, Millen 1.
TOTAL	17	214	49	1	Forced Fumbles: Millen 1. Fumble Recoveries: None.

TEAM STATISTICS

Seattle	Los Angeles
16	21
4/10/2	10/11/0
2/12 16.7%	9/16 56.3%
1/2 50.0%	0/1 0.0%
167	401
58	72
2.9	5.6
65	205
18	46
2.9	5.6
102	196
4/44	2/18
37-17-5	24-17-2
2.6	7.5
5-32.0	2-34.0
2-20	7-53
144	100
1-0	3-2
2	3
0/2/0	2/1/0
2/2	3/3
0-0	3-3
22:54	37:06

DEFENSE

2 Seattle — Tackles: Nash 11, Butler 10. Sacks: Dufek 1.0, Gaines 1.0.
1 Los Angeles — Interceptions: G.Johnson 1, Scholtz 1. Forced Fumbles: Green 1, Scholtz 1. Fumble Recoveries: Bryant 2.
1 Los Angeles — Tackles: Squirek 7. Sacks: Townsend 2.0, Martin 1.0, Pickel 1.0. Interceptions: M.Davis 2, Hayes 1, McElroy 1, Millen 1.
Forced Fumbles: Millen 1. Fumble Recoveries: None.

AFC WILD CARD PLAYOFFS

Seattle Seahawks 13, Los Angeles Raiders 7
Sunday, December 22, 1984 — Kingdome

Dan Doornink rushed for a career-high 123 yards to help the Seahawks eliminate the defending Super Bowl champion Raiders. Seattle took a 7-0 lead into halftime on Dave Krieg's 26-yard second quarter touchdown pass to Daryl Turner. Seattle rushed for 34 yards on the 93-yard drive, which was keyed by a 23-yard pass interference penalty on Los Angeles' Lester Hayes putting the ball at the Raiders 33. Doornink contributed 18 yards on a third quarter drive to Norm Johnson's 35-yard field goal. That drive was set up by Keith Simpson's recovery of a Bruce Scholtz forced fumble at the Raiders 38. Johnson upped the lead to 13-0 with a 44-yard fourth quarter field goal. The Raiders broke into the scoring column on Jim Plunkett's 46-yard touchdown pass to Marcus Allen with 5:05 left. Seattle ran the clock down to 45 seconds on their next drive behind the running of Doornink, who carried four times for 13 yards, including a five-yard run on a third-and-two. He also contributed a 14-yard reception. The Raiders last drive ended with Kenny Easley's interception with four seconds left. Doornink, a seven-year veteran, had started only three times in the regular season and rushed for 215 yards. He contributed 82 of his total in the second half. The Seattle defense limited Los Angeles to 240 total yards, recorded six sacks, and forced three turnovers. Jacob Green had 2.5 of the sacks. Keith Butler had nine tackles, including a sack. Bill Pickel had 15 tackles and Vann McElroy 11 for the Raiders. Seattle played the game without starting left tackle Ron Essink (flu) and started Sid Abramowitz, who had one career start, in his place. Seattle's reliance on the run caused the Raiders to switch to a 4-4 defense for most of the second half, removing Hayes for an extra linebacker.

Los Angeles	0	0	0	7	—	7
Seattle	0	7	3	3	—	13
SEA 2 10:41	0-7	Turner 26 pass Krieg (Johnson kick) [9-93, 5:05]				
SEA 3 13:31	0-10	Johnson 35 FG [7-21, 2:33]				
SEA 4 4:10	0-13	Johnson 44 FG [5-23, 2:27]				
LA 4 9:55	7-13	Allen 46 pass Plunkett (Bahr kick) [7-78, 1:17]				
Att.	—	62,049				

STARTERS

OFFENSE

TE	- Tice
LT	- Abramowitz
LG	- Bailey
C	- Bush
RG	- Pratt
RT	- Cryder
TE	- Young
WR	- Largent
QB	- Krieg
RB	- Doornink
FB	- Hughes
K	- N.Johnson

DEFENSE

LE	- Green
NT	- Nash
RE	- J.Bryant
LOLB	- Scholtz
LILB	- Robinson
RILB	- Butler
ROLB	- Gaines
LCB	- Simpson
RCB	- Brown
SS	- Easley
FS	- Harris
P	- West

INDIVIDUAL STATISTICS

RUSHING

Los Angeles	Att	Yds	LG	TD	Total First Downs
Allen	17	61	15	0	Rush/Pass/Penalty
Hawkins	6	34	11	0	Third Down Eff.
TOTAL	25	105	15	0	Fourth Down Eff.

PASSING

Los Angeles	A	C	Yds	TD	I	Times Sacked/Yards Lost
Plunkett	27	14	184	1	2	Pass Atts-Comps-Ints
TOTAL	27	14	184	1	2	Avg. Gain Per Pass Play

PASS RECEIVING

Los Angeles	No	Yds	LG	TD	I	Extra Points Made-Atts
Allen	5	90	46	1	1	Field Goals Made-Att
Hawkins	6	27	12	0	0	Time Of Possession
Barnwell	3	34	18	0	0	
2 players with	1					
TOTAL	25	105	15	1	1	

TEAM STATISTICS

Los Angeles	Seattle
14	17
5/8/1	12/4/1
4/13 30.8%	2/13 15.4%
0/0 0.0%	0/0 0.0%
240	248
58	61
4.1	4.1
105	202
25	51
4.2	4.1
135	46
6/49	2/24
27-14-2	10-4-0
4.1	3.8
8-41.9	8-37.8
8-68	7-55
33	111
2-1	0-0
1	1
0/1/0	0/1/0
1/1	1/1
0-0	2-2
25:41	34:19

DEFENSE

Los Angeles — Tackles: McElroy 11. Sacks: Alzado 2.0. Interceptions: None. Forced Fumbles: None. Fumble Recoveries: None.
Seattle — Tackles: Butler 9, Green 9. Sacks: Green 2.5, Butler 1.0, Fanning 1.0, Mangiero 1.0, Bryant 0.5. Interceptions: Easley 1, Harris 1. Forced Fumbles: Butler 1, Scholtz 1. Fumble Recoveries: Simpson 1.

PLAYOFF GAMES

AFC DIVISIONAL PLAYOFFS

Miami Dolphins 31, Seattle Seahawks 10

Saturday, December 29, 1984 — Orange Bowl

Dan Marino threw three touchdown passes to lead the Dolphins to a divisional playoff win in the Orange Bowl. Miami, which had the AFC's best regular season record, 14-2, would host the AFC Championship Game. Seattle, which finished the regular season a franchise best 12-4, was eliminated. The win also avenged a 27-20 Seahawks win in the divisional round of the 1983 AFC playoffs. Marino threw two of his scoring passes in the third quarter to break open what had been a 14-10 Miami halftime lead. Marino, who set an NFL record with 48 touchdown passes during the season, was 7-of-8 for 50 yards on the first scoring drive. On the second, he found Mark Clayton two plays after a short punt gave Miami the ball at the Seattle 33. Uwe von Schamann closed out the scoring with a fourth quarter field goal. Miami struck first on their second possession as Tony Nathan scored on a 14-yard run. After Seattle closed to 7-3, Marino found Jimmy Cefalo for a 34-yard touchdown on the Dolphins' next possession, one play after a Seattle interception was nullified by an offsides penalty. Seattle closed to 14-10 on Dave Krieg's 56-yard touchdown pass to Steve Largent with 3:23 left in the half. Miami gained 405 yards as Marino passed for 262. Seattle's John Harris, a Miami native, picked off two passes in the first half. His 32-yard return with the first set up a field goal. He returned the second 13 yards to the Miami 45, but the Dolphins held, forcing a punt.

Seattle	0	10	0	0	—	10
Miami	7	7	14	3	—	31
MIA 1	10:51	0-7	Nathan 14 run (von Schamann kick) [8-68, 4:01]			
SEA 2	1:24	3-7	Johnson 27 FG [7-29, 3:08]			
MIA 2	4:07	3-14	Cefalo 34 pass Marino (von Schamann kick) [4-60, 2:43]			
SEA 2	11:37	10-14	Largent 56 pass Krieg (Johnson kick) [4-70, 1:47]			
MIA 3	10:35	10-21	Hardy 3 pass Marino (von Schamann kick) [13-76, 5:40]			
MIA 3	12:35	10-28	Clayton 33 Pass Marino (von Schamann kick) [2-33, 0:46]			
MIA 4	3:32	10-31	von Schamann 37 FG (8-69, 3:55)			
Att.	—	73,469				

STARTERS

OFFENSE	
TE	- Tice
LT	- Essink
LG	- Bailey
C	- Bush
RG	- Pratt
RT	- Cryder
TE	- Young
WR	- Largent
QB	- Krieg
RB	- Doornink
FB	- Hughes
K	- N.Johnson
DEFENSE	
LE	- Green
NT	- Nash
RE	- J.Bryant
LOLB	- Scholtz
LILB	- Robinson
RILB	- Butler
ROLB	- Gaines
LCB	- Simpson
RCB	- Brown
SS	- Easley
FS	- Harris
P	- West

INDIVIDUAL STATISTICS

RUSHING

Seattle	Att	Yds	LG	TD	Total First Downs
Doomink	10	35	8	0	Rush/Pass/Penalty
Hughes	7	14	7	0	Third Down Eff.
TOTAL	18	51	8	0	Fourth Down Eff.
Miami	Att	Yds	LG	TD	Total Net Yards
Nathan	18	76	14	1	Total Off. Plays
Bennett	11	41	14	0	Avg. Per Play
P. Johnson	6	22	11	0	Net Yards Rushing
TOTAL	36	143	14	1	Total Rushing Plays

PASSING

Seattle	A	C	Yds	TD	I	Times Sacked/Yards Lost
Krieg	35	20	234	1	0	Pass Atts-Comps-Ints
TOTAL	35	20	234	1	0	Avg. Gain Per Pass Play
Miami	A	C	Yds	TD	I	Punts-No. And Avg.
Marino	34	21	262	3	2	Had Blocked
TOTAL	34	21	262	3	2	Penalties-No. And Yards

PASS RECEIVING

Seattle	No	Yds	LG	TD	Fumbles-No. And Lost
Largent	6	128	56	1	Touchdowns
Doornink	6	23	9	0	Rush/Pass/Return
Turner	3	38	21	0	Extra Points Made-Atts
Skansi	2	31	24	0	Field Goals Made-Att
TOTAL	4	70	26	1	Time Of Possession

MIAAMI

Miami	No	Yds	LG	TD
Clayton	5	75	33	1
Nathan	4	20	12	0
Hardy	3	48	32	1
Duper	3	32	15	0
2 players with	2			
TOTAL	21	262	34	3

TEAM STATISTICS

Seattle	Miami
8	22
2/6/0	8/12/2
5/15 33.3%	4/13 30.8%
0/1 0.0%	1/1 100.0%
267	405
55	70
4.9	5.8
51	143
18	36
4.9	5.8
216	262
2/18	0/0
35-20-0	34-21-2
5.8	7.7
7-37.0	3-37.0
0	0
4-20	1-5
127	81
1-1	0-0
1	4
0/1/0	1/3/0
1/1	4/4
1-2	1-3
24:12	35:48

DEFENSE

Seattle — Tackles: Butler 8, Easley 8. Sacks: None. Interceptions: Harris 2. Forced Fumbles: None. Fumble Recoveries: None.
Miami — Tackles: M. Brown 10. Sacks: Brudzinski 1.0, Betters 1.0. Interceptions: None. Forced Fumbles: McNeil 1. Fumble Recoveries: Benson 1.

AFC WILD CARD PLAYOFFS

Houston Oilers 23, Seattle Seahawks 20 (overtime)

Sunday, January 3, 1988 — Astrodome

Tony Zendejas' 42-yard field goal 8:05 into overtime gave the Oilers the win over the Seahawks in Houston's first playoff game since 1980. The win puts the Oilers in the divisional playoffs at the Denver Broncos. Zendejas' kick capped a 61-yard drive on the Oilers first overtime possession. Warren Moon completed 3-of-4 passes on the drive's first five plays, for 37 yards, before Mike Rozier ran six times for 27 yards setting up Zendejas. Seattle forced overtime with an 80-yard drive that ended with Steve Largent's touchdown reception from Dave Krieg with 26 seconds left. The drive, which was set up a miss by Zendejas from 29 yards, featured a fourth-and-10 and third-and-10 conversions from Krieg, was only 4-of-10 on the drive, but accounted for all 80 yards. Seattle won the overtime coin toss, but was forced to punt after three plays. Playing without Curt Warner (ankle), the NFL's third-leading rusher, Seattle was out-gained 437-250, including 178-29 on the ground. Houston held the ball for 47:44 compared to Seattle's 20:21. Despite this, the Seahawks grabbed a 7-0 lead just 3:16 into the game. Melvin Jenkins picked off a pass on Houston's third play setting up a Krieg touchdown pass. Zendejas had a pair of field goals around a Rozier touchdown. After two Johnson field goals tied the score, Moon threw a touchdown pass to Willie Drewrey, the first of his career, for a 20-13 lead.

Seattle	7	3	3	7	0	—	20
Houston	3	10	7	0	3	—	23
SEA 1	3:16	7-0	Largent 20 pass Krieg (Johnson kick) [3-54, 1:38]				
HOU 1	10:16	7-3	Zendejas 47 FG [11-51, 7:00]				
HOU 2	1:43	7-10	Rozier 1 run (Zendejas kick) [9-48, 4:20]				
HOU 2	8:11	7-13	Zendejas 49 FG [7-27, 4:33]				
SEA 2	11:50	10-13	Johnson 33 FG [4-4, 0:48]				
SEA 3	6:37	13-13	Johnson 41 FG [6-16, 2:16]				
HOU 3	12:26	13-20	Drewrey 29 pass Moon (Zendejas kick) [9-84, 5:49]				
SEA 4	14:34	20-20	Largent 12 pass Krieg (Johnson kick) [10-80, 1:21]				
HOU 5	8:05	20-23	Zendejas 42 FG (12-61, 6:53)				
Att.	—	49,622					

STARTERS

OFFENSE	
WR	- Butler
LT	- Mattes
LG	- Bailey
C	- Feasel
RG	- Millard
RT	- Wilson
TE	- Tice
WR	- Largent
QB	- Krieg
RB	- Williams
FB	- Burse
K	- N.Johnson
DEFENSE	
LE	- Green
NT	- Nash
RE	- J.Bryant
LOLB	- Scholtz
LILB	- Young
RILB	- Bosworth
ROLB	- Gaines
LCB	- Jenkins
RCB	- Hunter
SS	- Easley
FS	- Robinson
P	- West

INDIVIDUAL STATISTICS

RUSHING

	Att	Yds	LG	TD	Total First Downs
Seattle					11
Williams	7	27	10	0	Rush/Pass/Penalty 1/10/0
Morris	4	2	4	0	Third Down Eff. 2/12 16.7%
TOTAL	11	29	10	0	Fourth Down Eff. 1/1 100.0%
	Att	Yds	LG	TD	Total Net Yards
Houston					250
Highsmith	12	74	16	0	Total Off. Plays 52
Rozier	21	66	11	1	Avg. Per Play 4.8
Pinkett	11	29	5	0	Net Yards Rushing 29
TOTAL	50	178	16	1	Total Rushing Plays 11

PASSING

	A	C	Yds	TD	I	Times Sacked/Yards Lost
Seattle						2/16
Krieg	38	16	237	2	0	Pass Atts-Comps-Ints 39-16-0
Williams	1	0	0	0	0	Avg. Gain Per Pass Play 5.3
TOTAL	39	16	237	2	0	Punts-No. And Avg. 7-44.3
	A	C	Yds	TD	I	Penalties-No. And Yards
Houston						3-20
Moon	32	21	273	1	1	Return Yardage 226
TOTAL	32	21	273	1	1	Fumbles-No. And Lost Touchdowns 1-1

PASS RECEIVING

	No	Yds	LG	TD	Rush/Pass/Return
Seattle					0/2/0
Largent	7	132	33	2	Extra Points Made-Atts 2/2
Butler	3	73	32	0	Field Goals Made-Att 2-2
Williams	2	5	3	0	Time Of Possession 20:21
Skansi	2	13	7	0	
TOTAL	16	237	33	2	
	No	Yds	LG	TD	
Houston					
Givins	7	89	19	0	
D. Hill	6	84	15	0	
Drewrey	3	62	29	1	
Highsmith	2	17	11	0	
TOTAL	21	273	29	1	

TEAM STATISTICS

	Seattle	Houston
Total First Downs	11	27
Rush/Pass/Penalty	1/10/0	9/18/0
Third Down Eff.	2/12 16.7%	10/18 55.6%
Fourth Down Eff.	1/1 100.0%	0/0 0.0%
Total Net Yards	250	437
Total Off. Plays	52	84
Avg. Per Play	4.8	5.2
Net Yards Rushing	29	178
Total Rushing Plays	11	50
Avg. Gain Per Rush	2.6	3.6
Net Yards Passing	221	259
Times Sacked/Yards Lost	2/16	2/14
Pass Atts-Comps-Ints	39-16-0	32-21-1
Avg. Gain Per Pass Play	5.3	7.6
Punts-No. And Avg.	7-44.3	3-35.0
Penalties-No. And Yards	3-20	4-25
Return Yardage	226	92
Fumbles-No. And Lost Touchdowns	1-1	2-1
Rush/Pass/Return	0/2/0	1/1/0
Extra Points Made-Atts	2/2	2/2
Field Goals Made-Att	2-2	3-5
Time Of Possession	20:21	47:44

DEFENSE

Seattle — Tackles: Bosworth 17, Robinson 15, Easley 12, Jenkins 12, Young 12. Sacks: Bryant 1.0, Gaines 1.0. Interceptions: Jenkins 1. Forced Fumbles: Young 1. Fumble Recoveries: Young 1.
Houston — Tackles: Bostic 5, Childress 5, Meads 5. Sacks: Childress 1.0, Lyles 0.5, Meads 0.5. Interceptions: None. Forced Fumbles: None. Fumble Recoveries: Bostic 1.

AFC DIVISIONAL PLAYOFFS

Cincinnati Bengals 21, Seattle Seahawks 13

Saturday, December 31, 1988 — Riverfront Stadium

In a matchup of division winners, the Bengals used the running of rookie Ickey Woods to defeat the Seahawks in Riverfront Stadium. With the win, Cincinnati earned the right to host the AFC Championship Game. Woods rushed for 126 of the Bengals 254 yards helping set up two short Stanley Wilson touchdown runs. Woods scored on third short run to give the Bengals a 21-0 halftime lead. Cincinnati rushed for 165 yards in the half, 70 by Woods and 60 by James Brooks, and controlled the ball for 20:35. The Seahawks scored first in the fourth quarter after Joe Nash recovered a Jacob Green forced fumble on the Bengals 31. Dave Krieg passed seven yards to John L. Williams for the score. After a punt, Seattle drove 69 yards capped by Krieg's one-yard run, but missed the extra point, to trail by eight. Seattle out-gained the Bengals 245-116 in the second half. Williams caught 11 passes for 137 yards for the Seahawks, both team postseason records. The 11 receptions was also the third most in a postseason game in NFL history. The Seahawks were hampered by an ankle injury suffered by Curt Warner in the season finale at the Los Angeles Raiders, which held him to 11 yards on eight carries. The Bengals earned the right to host the game after posting an AFC-best 12-4 record. Seattle was 9-7 and won their first AFC West title. Cincinnati went on to defeat the Buffalo Bills and represented the AFC in Super Bowl XXIII.

Seattle	0	0	0	13	—	13
Cincinnati	7	14	0	0	—	21
CIN 1	5:59	0-7	Wilson 3 run (Breech kick) [11-85, 5:41]			
CIN 2	3:25	0-14	Wilson 3 run (Breech kick) [7-75, 5:32]			
CIN 2	7:20	0-21	Woods 1 run (Breech kick) [5-56, 3:00]			
SEA 4	3:20	7-21	Williams 7 pass Krieg (Johnson kick) [5-31, 1:44]			
SEA 4	8:55	13-21	Krieg 1 run (kick wide right) [9-69, 3:33]			
Att.	—	58,560				

STARTERS

OFFENSE	
WR	- Blades
LT	- Mattes
LG	- Bailey
C	- Bush
RG	- Millard
RT	- Wilson
TE	- Tice
WR	- Largent
QB	- Krieg
RB	- Warner
FB	- Williams
K	- Johnson
DEFENSE	
LE	- Green
NT	- Nash
RE	- J.Bryant
LOLB	- Scholtz
LILB	- Comeaux
RILB	- Wyman
ROLB	- Woods
LCB	- Taylor
RCB	- Jenkins
SS	- Moyer
FS	- Robinson
P	- West

INDIVIDUAL STATISTICS

RUSHING

Seattle	Att	Yds	LG	TD
Warner	8	11	8	0
Williams	7	10	3	0
TOTAL	16	22	8	1
Cincinnati	Att	Yds	LG	TD
Woods	23	126	30	1
Brooks	13	72	26	0
Wilson	7	45	20	2
TOTAL	47	254	30	3

PASSING

Seattle	A	C	Yds	TD	I
Krieg	50	24	297	1	2
TOTAL	50	24	297	1	2
Cincinnati	A	C	Yds	TD	I
Esiason	19	7	108	0	0
TOTAL	19	7	108	0	0

PASS RECEIVING

Seattle	No	Yds	LG	TD
Williams	11	137	37	1
Blades	5	78	24	0
Butler	2	40	32	0
Largent	2	17	12	0
TOTAL	24	297	37	1
Cincinnati	No	Yds	LG	TD
Holman	3	44	24	0
Collinsworth	1	30	30	0
Brown	1	23	23	0
Brooks	1	9	9	0
Riggs	1	2	2	0
TOTAL	7	108	30	0

TEAM STATISTICS

Seattle	19	22
Total First Downs	19	22
Rush/Pass/Penalty	1/16/2	17/5/0
Third Down Eff.	2/12 16.7%	6/13 46.2%
Fourth Down Eff.	2/4 50.0%	0/1 0.0%
Total Net Yards	294	345
Total Off. Plays	69	68
Avg. Per Play	4.3	5.1
Net Yards Rushing	22	254
Total Rushing Plays	16	47
Avg. Gain Per Rush	1.4	5.4
Net Yards Passing	297	108
Times Sacked/Yards Lost	3/25	2/17
Pass Atts.-Comps-Ints	50-24-2	19-7-0
Avg. Gain Per Pass Play	5.3	4.3
Punts-No. And Avg.	6-44.1	6-46.0
Had Blocked	0	0
Penalties-No. And Yards	5-45	2-29
Return Yardage	96	73
Fumbles-No. And Lost	1-1	3-2
Touchdowns	2	3
Rush/Pass/Return	1/1/0	3/0/0
Extra Points Made-Atts	2-3	4-4
Field Goals Made-Att	0-0	0-0
Time Of Possession	24:41	35:19

DEFENSE

Seattle — Tackles: Robinson 11. Sacks: Clarke 1.0, Green 1.0. Interceptions: None. Forced Fumbles: Clarke 1, Green 1. Fumble Recoveries: Jenkins 1, Nash 1.
Cincinnati — Tackles: Krumrie 7. Sacks: Buck 1.0, Skow 1.0, Williams 1.0. Interceptions: Thomas 1, Wilcots 1. Forced Fumbles: Krumrie 1. Fumble Recoveries: Skow 1.

AFC WILD CARD PLAYOFFS

Miami Dolphins 20, Seattle Seahawks 17

Sunday, January 9, 2000 — Kingdome

Charlie Rogers' 85-yard kickoff return touchdown proved not to be enough as the Seattle Seahawks lost to the Miami Dolphins at the Kingdome, 20-17, in their first playoff appearance since 1988. Seattle held a 17-13 lead in the fourth quarter, but Dan Marino led an 85-yard touchdown drive with 4:48 remaining which proved to be the game-winner. The Seahawks jumped to a 7-0 lead when Jon Kitna connected with Sean Dawkins on a 9-yard scoring pass. Dolphins' Olindo Mare put the Dolphins on the board in the first quarter with a 32-yard field goal. Seattle countered with a 50-yard Todd Peterson field goal with 50 seconds remaining in the half for a 10-3 Seahawks half-time lead. Miami came right out of the gates to open the second half trying to work their way back into the game. Marino connected with Orande Gadsden on a 1-yard touchdown pass, which tied the game at 10-10. However, on the ensuing kickoff, Rogers bobbled the kick, but was able to retain possession and returned it 85 yards for an electrifying touchdown giving Seattle a 17-10 lead. Following an exchange of punts, Miami crept to within 17-13 on a 50-yard Mare field goal in the third quarter. Trying to catch Seattle by surprise, the Dolphins attempted an onside kick and recovered, but Seattle's defense held and forced the Dolphins to punt. The Dolphins scored the go-ahead touchdown on a JJ Johnson 2-yard touchdown run with 4:48 remaining. The Seahawks would have two opportunities to catch up, but were forced to punt on the first and an interception with 23 seconds left in the game sealed the victory for the Dolphins.

Miami	3	0	10	7	—	20
Seattle	7	3	7	0	—	17
SEA 1	6:18	0-7	Dawkins 9 pass Kitna (Peterson kick)	[8-47, 3:35]		
MIA 1	2:05	3-7	Mare 32 FG [7-37, 4:13]			
SEA 2	0:45	3-10	Peterson 50 FG [8-49, 3:45]			
MIA 3	8:55	10-10	Gadsden 1 pass Marino (Mare kick)	[10-60, 6:05]		
SEA 3	8:37	10-17	Rogers 85 kickoff return (Peterson kick)			
MIA 3	2:22	13-17	Mare 50 FG [6:32, 3:12]			
MIA 4	4:48	20-17	Johnson 2 run (Mare kick)	[11-85, 4:21]		
Att.	— 66,170					

STARTERS

OFFENSE

WR	- Dawkins
LT	- Jones
LG	- Kendall
C	- Gray
RG	- Habib
RT	- Williams
TE	- Fauria
WR	- Mayes
QB	- Kitna
RB	- Watters
FB	- Brown
K	- Peterson

DEFENSE

LE	- Sinclair
DT	- Adams
RE	- Daniels
OLB	- Brown
ILB	- Simmons
ILB	- Willis
CB	- Canty
LCB	- Springs
RCB	- W. Williams
SS	- D. Williams
FS	- Bellamy
P	- Feagles

INDIVIDUAL STATISTICS

RUSHING

	Att	Yds	LG	TD	Total First Downs
Miami					
Johnson	27	86	18	1	Rush/Pass/Penalty
Denson	7	19	17	0	Third Down Eff.
2 Others	3	3	4	0	Fourth Down Eff.
TOTAL	37	108	18	1	Total Net Yards
Seattle					
Watters	19	40	8	0	Total Off. Plays
Kitna	1	1	1	0	Avg. Per Play
TOTAL	20	41	8	0	Net Yards Rushing
					Total Rushing Plays
					Avg. Gain Per Rush

PASSING

	A	C	Yds	TD	I	Net Yards Passing
Miami						
Marino	30	17	196	1	0	Times Sacked/Yards Lost
TOTAL	30	17	196	1	0	Pass Atts-Comps-Ints
Seattle						
Kitna	30	14	162	1	2	Avg. Gain Per Pass Play
TOTAL	30	14	162	1	2	Punts-No. And Avg.
						Had Blocked

PASS RECEIVING

	No	Yds	LG	TD	Return Yardage
Miami					
McDuffie	5	82	27	0	Fumbles-No. And Lost
Martin	5	70	23	0	Touchdowns
Gadsden	2	25	24	1	Rush/Pass/Return
Johnson	2	3	6	0	Extra Points Made-Atts
4 Others	3	16	7	0	Field Goals Made-Att
TOTAL	17	196	27	1	Time Of Possession
Seattle					
Dawkins	3	35	17	1	
Pritchard	3	34	17	0	
Fauria	3	31	14	0	
Watters	2	22	14	0	
3 Others	3	40	22	0	
TOTAL	7	108	30	0	

TEAM STATISTICS

	Miami	Seattle
Total First Downs	18	12
Rush/Pass/Penalty	7/10/1	0/10/2
Third Down Eff.	6/16 37.5%	5/15 33.3%
Fourth Down Eff.	0/0 0.0%	1/1 100.0%
Total Net Yards	299	171
Total Off. Plays	68	56
Avg. Per Play	4.4	3.1
Net Yards Rushing	108	41
Total Rushing Plays	37	20
Avg. Gain Per Rush	2.9	2.1
Net Yards Passing	191	130
Times Sacked/Yards Lost	1/5	6/32
Pass Atts-Comps-Ints	30-17-0	30-14-2
Avg. Gain Per Pass Play	6.2	3.6
Punts-No. And Avg.	8-41.3	7-47.9
Had Blocked	0	0
Penalties-No. And Yards	6-67	2-10
Return Yardage	100	24
Fumbles-No. And Lost	0-0	0-0
Touchdowns	2	2
Rush/Pass/Return	1/1/0	0/1/1
Extra Points Made-Atts	2-2	2-2
Field Goals Made-Att	2-2	1-1
Time Of Possession	34:38	25:12

DEFENSE

Miami — Tackles: Thomas 9. Sacks: Armstrong 3.0, Owens, Thomas, Williams 1.0. Interceptions: Buckley, Marion 1. Forced Fumbles: None. Fumble Recoveries: None.
Seattle — Tackles: Brown 10. Sacks: Adams 1.0. Interceptions: None. Forced Fumbles: None. Fumble Recoveries: None.

NFL's DIVISIONAL ALIGNMENT

AMERICAN FOOTBALL CONFERENCE

EAST



NORTH



SOUTH



WEST



NATIONAL FOOTBALL CONFERENCE

EAST



NORTH



SOUTH



WEST



PRESEASON RESULTS

1976

				Preseason (1-5)	
Sun.	8/1	L	20-27	San Francisco 49ers	60,825
Sat.	8/7	L	16-27	Chicago Bears (Spokane, Washington)	14,484
Sat.	8/14	L	13-16	L.A. Rams	62,532
Sat.	8/21	L	7-52	at Denver Broncos	22,887
Sun.	8/29	W	17-16	San Diego Chargers	59,092
Sat.	9/4	L	28-45	at Oakland Raiders	51,487

1977

				Preseason (3-3)	
Sun.	8/7	W	34-24	at San Francisco 49ers	38,024
Sat.	8/13	W	23-17 (ot)	Dallas Cowboys	58,789
Thur.	8/18	W	12-10	Oakland Raiders	62,187
Sat.	8/27	L	14-16	Detroit Lions	56,345
Fri.	9/2	L	10-27	Denver Broncos	54,916
Sun.	9/11	L	20-38	at San Diego Chargers	27,505

1978

				Preseason (3-1)	
Fri.	8/4	W	17-9	San Diego Chargers	58,853
Sat.	8/12	W	20-6	at San Francisco 49ers	36,069
Thur.	8/17	L	7-26	L.A. Rams	63,235
Thur.	8/24	W	16-7	Chicago Bears	54,844

1979

				Preseason (3-1)	
Thur.	8/2	W	12-9 (ot)	Minnesota Vikings	60,881
Sun.	8/12	W	27-17	Dallas Cowboys	59,960
Sat.	8/18	L	17-21	at L.A. Rams	46,083
Fri.	8/24	W	55-20	San Francisco 49ers	59,941

1980

				Preseason (3-1)	
Thur.	8/7	W	14-10	Atlanta Falcons	59,555
Mon.	8/18	L	7-24	Miami Dolphins	59,550
Sat.	8/23	W	10-7	at San Francisco 49ers	41,841
Fri.	8/29	W	30-23	New England Patriots	56,947

1981

				Preseason (1-3)	
Wed.	8/5	L	24-27 (ot)	San Francisco 49ers	56,958
Fri.	8/14	L	21-30	St. Louis Cardinals	55,520
Sat.	8/22	L	17-24	at San Francisco 49ers	37,563
Fri.	8/28	W	31-17	Baltimore Colts	55,794

1982

				Preseason (1-3)	
Fri.	8/13	W	14-0	St. Louis Cardinals	55,575
Sat.	8/21	L	3-7	at Minnesota Vikings	57,880
Sat.	8/28	L	13-23	at L.A. Rams	54,537
Fri.	9/3	L	13-17	San Francisco 49ers	57,839

Fri.	8/5	L	7-10
Fri.	8/12	W	38-21
Fri.	8/19	L	17-19
Sat.	8/27	W	20-6

1983

Preseason (2-2)

at Denver Broncos	53,887
Green Bay Packers	54,443
Minnesota Vikings	54,402
at San Francisco 49ers	47,074

1984

Preseason (4-1)

Sat.	7/28	W	38-0	Tampa Bay Buccaneers (Hall of Fame Game)	22,250
Sat.	8/4	W	7-3	Buffalo Bills	53,360
Sat.	8/11	W	28-24	at Detroit Lions	41,414
Fri.	8/17	W	17-7	St. Louis Cardinals	53,772
Fri.	8/24	L	7-17	at San Francisco 49ers	49,219

1985

Preseason (2-2)

Sat.	8/10	L	7-19	at Indianapolis Colts	60,014
Fri.	8/16	W	28-3	Detroit Lions	57,751
Sat.	8/24	W	27-10	at Minnesota Vikings	56,562
Fri.	8/30	L	21-23	San Francisco 49ers	60,403

1986

Preseason (2-2)

Fri.	8/8	W	21-14	Indianapolis Colts	55,443
Fri.	8/15	L	27-30 (ot)	at Detroit Lions	37,875
Fri.	8/22	W	27-17	Minnesota Vikings	57,730
Fri.	8/29	L	10-21	at San Francisco 49ers	52,419

1987

Preseason (2-2)

Thur.	8/13	L	14-23	at L.A. Rams	57,772
Sat.	8/22	L	21-28	at St. Louis Cardinals	25,309
Fri.	8/28	W	38-10	Detroit Lions	59,695
Fri.	9/4	W	34-10	San Francisco 49ers	59,653

1988

Preseason (3-1)

Thur.	8/4	W	21-14	Phoenix Cardinals	54,778
Thur.	8/11	W	16-13 (ot)	at Detroit Lions	37,993
Fri.	8/19	W	30-13	Buffalo Bills	57,000
Fri.	8/26	L	21-27	at San Francisco 49ers	53,357

1989

Preseason (3-1)

Fri.	8/11	W	16-10 (ot)	at Phoenix Cardinals	37,158
Sat.	8/19	L	12-17	New England Patriots	48,746
				at St. Louis, Missouri	
Fri.	8/25	W	13-7	Detroit Lions	55,829
Fri.	9/1	W	28-17	San Francisco 49ers	58,641

1990

Preseason (4-1)

Sat.	8/4	L	7-10	Denver Broncos (American Bowl at Tokyo)	48,827
Sat.	8/11	W	34-9	at Phoenix Cardinals	31,316
Fri.	8/17	W	13-10	Indianapolis Colts	52,475
Fri.	8/24	W	10-3	Tampa Bay Buccaneers	52,301
Fri.	8/31	W	30-10	at San Francisco 49ers	55,269

1991					
Preseason (2-2)					
Sat.	8/3	L	13-31	Phoenix Cardinals	49,448
Sat.	8/10	W	17-7	at Indianapolis Colts	47,943
Sat.	8/17	W	23-7	at L.A. Rams	47,834
Fri.	8/23	L	16-28	San Francisco 49ers	54,111

1992					
Preseason (2-2)					
Thur.	8/6	L	7-21	L.A. Rams	52,360
Sat.	8/15	W	27-10	at Indianapolis Colts	43,272
Sat.	8/22	W	17-10	Phoenix Cardinals	51,007
Fri.	8/29	L	17-24	at San Francisco 49ers	52,822

1993					
Preseason (2-2)					
Sat.	8/7	L	13-16 (ot)	Indianapolis Colts	45,055
Sat.	8/14	L	10-23	at Minnesota Vikings	42,240
Sat.	8/21	W	30-0	San Francisco 49ers	51,086
Sat.	8/28	W	20-10	at Houston Oilers	43,678

1994					
Preseason (2-2)					
Fri.	8/5	L	9-13	at Indianapolis Colts	40,469
Sat.	8/13	W	29-6	*Tampa Bay Buccaneers	43,633
Sat.	8/20	W	30-19	*Minnesota Vikings	45,497
Fri.	8/26	L	9-13	at San Francisco 49ers	54,004

*home games played at Husky Stadium

1995					
Preseason (2-2)					
Sat.	8/5	W	34-20	St. Louis Rams	35,607
Sat.	8/12	L	17-20	Indianapolis Colts	38,006
Sun.	8/20	W	24-19	at New Orleans Saints	38,228
Fri.	8/26	L	7-17	at San Francisco 49ers	53,280

1996					
Preseason (3-1)					
Sat.	8/3	W	19-17	Atlanta Falcons	30,284
Thur.	8/8	W	24-19	at Oakland Raiders	38,219
Sat.	8/17	L	13-15	at Indianapolis Colts	38,930
Fri.	8/23	W	20-3	San Francisco 49ers	38,144

1997					
Preseason (3-2)					
Sat.	7/26	L	26-28	Minnesota Vikings	23,846
Sat.	8/2	W	34-6	Arizona Cardinals	49,445
Sat.	8/9	L	17-21	at San Francisco	50,153
Sat.	8/16	W	45-3	Indianapolis Colts	52,844
Fri.	8/22	W	31-28	at Cincinnati Bengals (Hall of Fame Game)	43,637

1998					
Preseason (4-1)					
Sat.	7/31	W	20-19	at Dallas Cowboys	59,357
Sat.	8/8	W	24-21	Indianapolis Colts	52,645
Sat.	8/15	L	21-24	San Francisco 49ers	45,202
(American Bowl, Vancouver, B.C.)					
Sat.	8/22	W	31-24	at Arizona Cardinals	32,683
Fri.	8/28	W	21-20	San Francisco 49ers	57,014

1999

Preseason (1-3)

Sat.	8/14	L	10-24	Buffalo Bills	66,285
Thur.	8/19	L	23-24	at San Francisco 49ers	66,193
Sat.	8/28	W	41-7	Arizona Cardinals	66,277
Thur.	9/2	L	28-31	at Indianapolis Colts	41,074

2000

Preseason (2-2)

Sat.	8/5	W	28-16	Indianapolis Colts	68,578
Sat.	8/12	L	21-3	at Arizona Cardinals	34,774
Sat.	8/19	W	25-21	San Francisco 49ers	68,579
Thur.	8/24	L	20-0	at Oakland Raiders	32,012

2001

Preseason (2-2)

Sat.	8/11	L	28-21	at Indianapolis	45,089
Sat.	8/18	L	16-13-ot	Arizona	47,553
Sat.	8/25	W	28-18	at San Francisco	63,887
Sat.	9/1	W	28-14	New Orleans	68,665

2002

Preseason (1-3)

Sat.	8/10	L	28-10	Indianapolis	52,902
Fri.	8/16	L	14-24	at San Diego	N/A
Sat.	8/24	W	17-14	Kansas City Chiefs	49,036
Thurs.	8/29	L	0-31	at Denver Broncos	71,755

TRAINING CAMP

The Seattle Seahawks returned to the site of their first 10 training camps in 1997, when the team opened camp at Eastern Washington University in Cheney.

From the team's inception in 1976 through 1985, the Seahawks traveled across the Cascade Mountain Range to hold their summer training camp at EWU.

Training camp moved to the current site of the team's headquarters in Kirkland, when the facility opened in 1986. While training at the Kirkland complex the team occupied the dorms and eating hall at Northwest College, adjacent to the team's complex.

The remote campus in Cheney, again hosts the Seahawks in 2003 with the team reporting on July 25. This is the final year of a multi-year contract with the University.



FRANCHISE HISTORY

- 1972** — 6/15 Seattle Professional Football, a group of business and community leaders, announces their intention to attempt to secure a National Football League franchise for the City of Seattle. Herman Sarkowsky serves as spokesman for the group. 11/2 Construction begins on The Kingdome.
- 1974** — 6/4 The National Football League announces that Seattle will have a franchise for the 1976 season. 12/5 The National Football League announces that it has voted membership to Seattle Professional Football, Inc., headed by Lloyd W. Nordstrom with partners Herman Sarkowsky, D.E. "Ned" Skinner, Howard S. Wright, M. Lamont Bean, and Lynn P. Himmelman.
- 1975** — 3/6 John Thompson, Executive Director of the NFL Management Council, named General Manager. 6/17 Nickname "Seahawks" selected from 20,365 entries and 1,741 different names. One hundred fifty-one suggest "Seahawks." 7/25 Season ticket applications mailed. 7/28 Season ticket applications accepted — 24,168 received the first day. 8/23 Season ticket sales closed after target of 59,000 reached. 12/18 Seahawks agree to a 20-year lease agreement to play all games in the Kingdome.
- 1976** — 1/3 Jack Patera, defensive line coach of the Minnesota Vikings, named head coach. 1/20 Lloyd W. Nordstrom, spokesman for the Nordstrom family, the Seahawks' majority owner, dies of a heart attack while vacationing in Mexico. 3/30 Veteran Allocation held in New York City. Seahawks select 39 NFL veterans. 4/8-9 Seahawks select 25 collegians in their first college draft. Notre Dame's Steve Niehaus is the first choice and he flies to Seattle for evening news conference on April 8. 7/9 Seahawks open training camp at Eastern Washington University in Cheney. 8/1 Seahawks play first game before 60,825 fans in the Kingdome. San Francisco holds on to defeat Seattle, 27-20, as Jim Zorn is tackled on the 49ers' two-yard line when the gun sounds. 8/29 Seahawks capture first victory, a 17-16 preseason win over San Diego, as Ron Howard catches a three-yard Jim Zorn pass for the winning touchdown with only 13 seconds remaining in the contest. 9/12 Seattle opens regular season play with a near miss against St. Louis, 30-24. The game ends with the Cardinals intercepting a pass in the end zone. 10/17 Seahawks win Expansion Bowl with 13-10 victory over host Tampa Bay. Linebacker Mike Curtis blocks a Tampa Bay field goal attempt with 42 seconds remaining to preserve the victory. 11/7 Seahawks capture their first regular season victory at home with a 30-13 win over Atlanta. Sherman Smith becomes the first Seattle back to rush for over 100 yards with 124 yards on 14 carries.
- 1977** — 1/17 Seahawks host the Pro Bowl and it is the first sellout in the 27-year history of the game and is the largest crowd under the AFC vs. NFC format. AFC scores a 24-14 win before 63,214 fans. 5/3 Seattle trades its first-round draft choice, the second player in the draft, to Dallas for the Cowboys' first-round selection and three second-round picks. The Seahawks select Steve August, offensive guard from Tulsa, on the first round. 10/30 After missing four games with an injury, Jim Zorn returns to lead Seattle to a 56-17 triumph over Buffalo. The Seahawks set 15 club records and equal six, including Zorn's four TD passes. 11/13 Seattle defense blanks the New York Jets, 17-0, in Shea Stadium, the first time an established team is shutout by a second-year team. 12/18 Seahawks win their fifth game of the year, a 20-19 decision over Cleveland before 61,583 fans in the Kingdome, to establish a record for most wins ever by a second-year expansion team.
- 1978** — 5/3 Keith Simpson, cornerback from Memphis State, is selected as Seattle's first-round draft choice followed by his college teammate Keith Butler, a linebacker, on the second round. 10/8 Efen Herrera kicks a 19-yard field goal on the final play of the game to give Seattle a 29-28 win over the Minnesota Vikings. 11/26 Seattle becomes the first team since 1965 to beat Oakland twice during the regular season with a 17-16 win on Efen Herrera's 46-yard field goal with just three seconds remaining. 12/17 Seahawks end their third season with a 9-7 record and finish one game behind Denver in the AFC West standings following a 23-19 win over Kansas City. Al Hunter rushes for 133 yards on 27 carries as Seahawks perform before sixth-straight home sellout crowd.

- 1979 — 1/29** Steve Largent catches a record-equaling five passes as Seattle's first representative to the Pro Bowl. National Football Conference defeats Largent and his AFC teammates, 13-7, in the Los Angeles Memorial Coliseum. **5/3** Manu Tuiaosopo, defensive tackle from UCLA, becomes Seattle's first-round draft choice. **10/29** After trailing 14-0, the Seahawks rebound for a 31-28 win over Atlanta in Seattle's first appearance on ABC's Monday Night Football. Dan Doornink rushes for 122 yards on 21 carries and scores twice. **12/16** The Seahawks close out their second straight 9-7 season with a 29-24 win over Oakland. Sam McCullum sets a club record with 173 yards receiving on eight catches.
- 1980 — 4/29** Seattle trades its first-round draft choice (#16) and a third-round pick to Buffalo for the Bills' first-round choice, the tenth player in the draft. The Seahawks then select defensive end Jacob Green of Texas A&M on the first round. **9/28** Seahawks score second shutout in the club's history with a 14-0 win over Washington Redskins in Robert F. Kennedy Memorial Stadium. **10/5** Sam McCullum catches two touchdown passes and Efen Herrera kicks four field goals in 26-7 win over Houston at the Astrodome. The win would prove to be Seattle's last of the season.
- 1981 — 4/28** Seahawks select UCLA safety Kenny Easley on the first round of the NFL draft. **11/8** Seattle holds the Pittsburgh Steelers scoreless in the second half and rallies for a pair of fourth quarter touchdowns to capture a 24-21 victory at the Kingdome. **11/16** The Seahawks score on their last eight possessions to defeat the San Diego Chargers, 44-23, on Monday Night Football. It is the Seahawks' first regular season victory over the Chargers after eight straight losses.
- 1982 — 3/11** Mike McCormack, former head coach with the Philadelphia Eagles and Baltimore Colts, is named Director of Football Operations. **4/27** Seahawks select Clemson defensive end Jeff Bryant in the first round of the college draft. **9/21** Players go on strike for 57 days. **10/13** Mike McCormack named interim head coach after the firing of head coach Jack Patera and general manager John Thompson. **11/21** Seahawks capture 17-10 victory over the host Denver Broncos in Mike McCormack's first game as head coach following the players' strike. Steve Largent catches a 34-yard touchdown pass from Jim Zorn with 49 seconds left for the victory. **11/28** Seahawks shutout the Pittsburgh Steelers, 16-0, for the club's third shutout in history and first at the Kingdome.
- 1983 — 1/2** Seahawks conclude nine-game season with a 13-11 win over the Denver Broncos as Dave Krieg throws a 19-yard touchdown pass to Roger Carr with 47 seconds left. The Seahawks drive 87 yards in 10 plays with no timeouts to score the winning touchdown. Seattle finishes the season 4-5 but were 4-3 under Mike McCormack. **1/3** Mike McCormack named President and General Manager after previously serving as Director of Football Operations since March 11, 1982, and interim head coach since October 13, 1982. **1/26** Chuck Knox named head coach. Knox previously had served as head coach of the Los Angeles Rams (1973-77) and the Buffalo Bills (1978-82). He guided seven-of-his-ten teams to the playoffs, while winning six division championships. **3/15** Chuck Allen, who joined the Seahawks staff in June of 1975 as Director of Pro Scouting, named Assistant General Manager. **4/26** Seattle selects Penn State running back Curt Warner in the NFL draft. Warner is the third player taken on the first round. To be able to get Warner, the Seahawks trade their first, second and third-round selections to the Houston Oilers for the Oilers first-round pick. **9/11** Seahawks win first game under Chuck Knox, 17-10, over the New York Jets, as the club sets a team record with 57 rushing attempts and Curt Warner gains 128 yards on 24 carries. **10/16** Seahawks force eight turnovers and register eight sacks in 38-36 victory over the Los Angeles Raiders. **10/30** Seahawks make it two straight over Raiders with 34-21 win. **12/18** Seahawks clinch first playoff berth with 24-6 win over New England. **12/24** Dave Krieg throws three touchdown passes and Curt Warner rushes for 99 yards in 31-7 win over Denver in the AFC Wild Card Game before 60,752 fans in Kingdome. **12/31** Seahawks drive 66 yards in five plays late in the fourth quarter to capture divisional playoff win over Miami, 27-20, before 71,032 fans at the Orange Bowl.
- 1984 — 1/8** Los Angeles Raiders defeat the Seahawks, 30-14, in the AFC Championship Game at the Los Angeles Memorial Coliseum before 88,734 fans. **5/1** Seahawks select cornerback Terry Taylor of Southern Illinois as their first-round choice in the annual NFL draft. **9/3** Seahawks win regular season opener for the first time in franchise history, 33-0 over the Cleveland Browns. The enthusiasm is dampened by a knee injury to Curt Warner which will keep him out for the rest of

the season. **10/29** Seahawks post their second shutout of the season with a 24-0 victory over the San Diego Chargers on Monday Night Football. Kenny Easley intercepts a club record three passes and Steve Largent catches three touchdown passes. **11/4** Seahawks set an NFL record by returning four interceptions for touchdowns, including two by Dave Brown, in a 45-0 win over the Kansas City Chiefs. Kenny Easley and Keith Simpson had the other two interception returns for touchdowns. **11/25** Dave Krieg throws for 406 yards and three touchdowns, including an 80-yarder to Daryl Turner on the first play of the game, to lead the Seahawks past Denver, 27-24. Steve Largent catches 12 passes for 191 yards and one score. **12/2** Seahawks clinch playoff berth with a 38-17 win over Detroit as Dave Krieg throws a team record five touchdown passes. **12/15** Seahawks officially retire jersey #12 in honor of their fans, the 12th Man. Seattle becomes the first professional sports franchise to retire a jersey in honor of their fans. **12/22** Seattle eliminates the defending Super Bowl Champion Los Angeles Raiders, 13-7, from the playoffs in the AFC Wild Card Game at the Kingdome. Seahawks rush for 205 yards and force three turnovers, along with registering six sacks, in the victory. **12/29** Miami defeats the Seahawks, 31-10, in an AFC Divisional Playoff Game at the Orange Bowl.

1985 — **6/18** Seahawks and Northwest College agree to a long-term lease for a new practice and office complex for the club in Kirkland. The facility will be built on 12 acres adjacent to Northwest College. A 36,000-square foot building will house the club's administrative offices, locker room and training facilities. **7/20** Seahawks open their tenth and final training camp at Eastern Washington University in Cheney. **9/8** Curt Warner returns to the Seattle lineup after missing all but the 1984 opener as the Seahawks defeat Cincinnati, 28-24, at Riverfront Stadium. Warner gains 66 yards on 17 carries and scores the game-winning touchdown on an 11-yard run with 7:07 remaining. **9/15** Daryl Turner sets a club record with four touchdown catches and Dave Krieg equals another with five touchdown passes in Seattle's 49-35 victory over the San Diego Chargers at Jack Murphy Stadium. **10/13** Dave Krieg passes for 405 yards and four touchdowns, including a 12-yarder to Paul Skansi for the winning touchdown with 35 seconds remaining, as Seahawks defeat Atlanta, 30-26. Krieg directs the Seahawks 86 yards in 16 plays on the winning drive. **10/21** Ceremonial ground-breaking is held for team's new headquarters. **11/3** Terry Taylor returns an interception 75 yards for a touchdown and blocks a field goal attempt that is recovered by Byron Walker and returned 56 yards for a touchdown in Seattle's 33-3 win over the Los Angeles Raiders at the Kingdome.

1986 — **4/29** Seahawks select Florida fullback John L. Williams as their first-round draft choice. Williams is the 15th player picked overall. **6/18** Seahawks move into new headquarters on a 12-acre site adjacent to Northwest College in Kirkland. **7/16** Seahawks open their 11th training camp and first in Kirkland. **9/7** Seahawks kickoff their 1986 regular season schedule with a 30-0 victory over the Pittsburgh Steelers at the Kingdome. **10/6** Seahawks defeat San Diego Chargers, 33-7, on Monday Night Football as Steve Largent breaks NFL record for most consecutive games with a pass reception. Largent catches a pass in the 128th straight game in which he participated. **10/19** Jacob Green registers four sacks and Dave Brown intercepts two passes in leading Seattle to a 17-12 win over the eventual Super Bowl champion New York Giants. **11/27** Seahawks defeat the Dallas Cowboys, 31-14, on Thanksgiving Day as Curt Warner runs for 122 yards and Dave Krieg completes 16-of-24 passes for 214 yards and two touchdowns. **12/8** Seattle hands the Los Angeles Raiders their biggest defeat since 1962, 37-0, as Curt Warner gains 116 yards and Dave Krieg passes for 243 yards and two touchdowns. Seattle gains 407 yards in total offense, while the defense holds the Raiders to 138 yards. **12/20** Seahawks close out five-game winning streak and a 10-6 season by defeating eventual AFC Champion Denver, 41-16. The Seahawks gain a season high 536 yards, including a club record 298 yards rushing, led by Curt Warner's 192 yards and three touchdowns on 24 carries.

1987 — **4/28** Seahawks select University of Pittsburgh linebacker Tony Woods in the first round of the NFL draft. Woods is the 18th player picked. **6/12** Seahawks win lottery for first choice in supplemental draft and select University of Oklahoma linebacker Brian Bosworth. **9/13** After first two regular season games, NFL Players Association calls a strike that will last four weeks. Games for Sunday, September 18, are cancelled. **10/25** Seahawks defeat the Los Angeles Raiders, 35-13, in first game with regulars following the strike. Seattle builds up a 28-0 halftime lead and wins in Los Angeles for the first time since 1983. **12/13** Dave Krieg completes 23-of-33 passes for 238 yards and Ray Butler catches six passes for 107 yards and two touchdowns in

leading Seattle past Denver, 28-21, at the Kingdome. **12/20** Seahawks clinch playoff berth with a 34-21 win over the Chicago Bears at Soldier Field. John L. Williams sparks the offense with a 75-yard touchdown on a screen pass from Dave Krieg and the defense contributes five takeaways. **12/27** Steve Largent catches six passes in a 41-20 loss at Kansas City and becomes the NFL's all-time leading receiver with 751. Largent breaks the previous record of 750 by Charlie Joiner.

1988 — **1/3** Seahawks close out the 1987 season with a 23-20 overtime loss to the Houston Oilers at the Astrodome in the AFC First-Round Playoff Game. **4/24** Seahawks use their second-round choice in the draft to select University of Miami wide receiver Brian Blades. The Seahawks first-round pick had been exercised in the June 1987 supplemental draft. **8/30** Ken Behring and Ken Hofmann complete their purchase of the Seahawks from the Nordstrom family. **9/4** Seahawks open 13th season with a 21-14 win at Denver over the two-time defending AFC Champion Broncos. Curt Warner scores twice and John L. Williams accounts for 161 yards from scrimmage. It is Seattle's first win in Denver since 1984. **9/18** Steve Largent becomes the NFL's all-time leader in pass receiving yards with 12,167 at San Diego, but the Seahawks lose to the Chargers, 17-6. Largent breaks Charlie Joiner's record of 12,146 yards. **10/2** Rookie quarterback Kelly Stouffer makes his first NFL start for an injured Dave Krieg and leads the Seahawks to a 31-20 win over the Atlanta Falcons in Atlanta. John L. Williams ties a team record with three rushing touchdowns. **11/13** Seahawks defeat the Houston Oilers, 27-24, as Dave Krieg returns after missing seven games with a shoulder separation. Krieg engineers a 10-play drive to set up Norm Johnson's game-winning field goal with less than one second left. **11/28** Dave Krieg equals his own team record with five touchdown passes as Seahawks defeat the Los Angeles Raiders, 35-27, on Monday night in the Kingdome. Curt Warner (130) and John L. Williams (105) become the first pair of Seahawks to each gain over 100 yards rushing in the same game. **12/11** Seahawks score touchdowns on their first six possessions in a 42-17 win over Denver. Curt Warner establishes a team record with four rushing touchdowns. Warner (126) and John L. Williams (109) each top 100 yards rushing. **12/18** John L. Williams accounts for 239 yards of offense, including 180 receiving, and Dave Krieg throws for 410 yards and four scores, as the Seahawks defeat the Los Angeles Raiders, 43-37, in Los Angeles to clinch the first AFC Western Division title in franchise history. **12/31** Seahawks are eliminated from the playoffs by the eventual AFC Champion Cincinnati Bengals, 21-13, in Riverfront Stadium.

1989 — **2/22** Tom Flores named President/General Manager, replacing Mike McCormack. Flores guided the Los Angeles Raiders to an 83-53 regular season record and two Super Bowl titles in nine seasons, 1979-87, as their head coach. **4/23** Seahawks select Notre Dame tackle Andy Heck with the fifteenth pick of the first round of the draft. **9/10** Seahawks lose regular season opener in Philadelphia, 31-7, and also lose wide receiver Steve Largent for six weeks with a broken elbow. Largent, however, scores Seattle's only touchdown. **10/29** Dave Krieg and Brian Blades combine on a 21-yard touchdown pass with 40 seconds left in a 10-7 win over the San Diego Chargers. The win is the 100th in regular season play for the Seahawks. Blades catches a career high 10 passes for 117 yards. **11/26** Steve Largent ties Don Hutson's NFL record of 99 career receiving touchdowns in the Seahawks 41-14 loss at Denver. **12/4** Dave Krieg ignites a three-game winning streak with 298 yards passing and the game-winning touchdown pass in a 17-16 Monday night win over Buffalo. **12/10** Seahawks win 24-17 at Cincinnati as Dave Krieg throws three touchdown passes. One goes to Steve Largent, the NFL record 100th of his career. **12/17** John L. Williams catches a career high 12 passes for 129 yards as the Seahawks defeat the Los Angeles Raiders, 23-17. **12/23** Seahawks close out the season with a 29-0 loss to the Washington Redskins. In pregame ceremonies, retiring wide receiver Steve Largent is honored and his is the first name inducted in the Seahawks Ring of Honor.

1990 — **4/22** Seahawks trade four draft choices to the New England Patriots, including two first-round choices, to move up and select University of Miami defensive tackle Cortez Kennedy with the third overall choice. Seahawks also receive a second-round choice from the Patriots which they use to select Syracuse University linebacker Terry Wooden. **8/4** Seahawks play their first-ever international game as they drop a 10-7 preseason decision to the Denver Broncos in Tokyo, Japan. **10/1** Seahawks defeat the Cincinnati Bengals, 31-16, for their first win after opening the season with three consecutive losses. Derrick Fenner scores three touchdowns for the second straight week. **11/11** Seahawks score their first win in Kansas City's Arrowhead Stadium since 1980 as Dave Krieg throws a 25-yard touchdown pass to Paul Skansi as time expires. The PAT

gives Seattle a 17-16 win and starts a four-game streak of games decided on the last play. The win is the 159th of Chuck Knox's career, moving him into seventh place all-time. **11/25** Norm Johnson's 40-yard field goal 3:01 into overtime gives the Seahawks a 13-10 win at San Diego. Seattle forces and recovers a pair of fumbles, the first with 48 seconds left in regulation and the second with 1:34 gone in overtime. **12/2** In almost a replay from the week before, Seattle defeats the Houston Oilers 13-10 in overtime after recovering a fumble. Norm Johnson connects from 42 yards out after David Wyman recovers a Tony Woods-forced fumble. Seahawks become only the third team in NFL history to win back-to-back overtime games. **12/9** The Seahawks defense sets single-game records for fewest rushing first downs (0) and rushing yards allowed (13) in a game in a 20-14 win over the Green Bay Packers in Milwaukee. **12/23** Seattle moves over the .500 mark with a 17-12 win over the Denver Broncos. The Broncos are penalized on the game's last play, negating what would have been a game-winning touchdown pass. **12/30** Derrick Fenner scores two touchdowns for the fourth time as Seattle defeats the Detroit Lions 30-10 in the Kingdome, to finish at 9-7 after an 0-3 start. Fenner ends the season equalling team records for total touchdowns (15) and rushing touchdowns (14), totals that lead the AFC.

1991 — 4/21 Seahawks select San Diego State quarterback Dan McGwire with the 16th pick on the first round of the 1991 NFL Draft. The 6-8, 243-pound McGwire is the first quarterback ever selected on the first round by Seattle. **4/25** Head Coach Chuck Knox agrees to a two-year contract extension. **8/3** Quarterback Jim Zorn (1976-84) becomes the second person inducted into the Seahawks Ring of Honor. **9/1** Seahawks drop season opener, 27-24, at New Orleans and lose starting quarterback Dave Krieg for six weeks with a broken thumb in the process. Wide receiver Brian Blades sets career highs with 12 receptions, 160 yards, and two touchdowns. **9/8** Jeff Kemp makes his first start since September 25, 1988, and throws two touchdown passes in a 20-13 win over the New York Jets. One goes to Travis McNeal, the first of his career. **9/29** Chris Warren's 59-yard punt return touchdown, the first by a Seahawks player since 1986, sparks a 31-3 win over the visiting Indianapolis Colts. The defense limits the Colts to 137 yards and records five sacks. Rookie first-round draft choice Dan McGwire starts and plays the first half, engineering a 50-yard touchdown drive on his first possession. **10/6** The Seahawks defense stops the Cincinnati Bengals on a 4th-and-four inches short with 29 seconds left to preserve a 13-7 win at Riverfront Stadium. Dwayne Harper and Nesby Glasgow combine for the tackle, which comes at the Seattle 22. **10/20** Dave Krieg returns from missing six games on injured reserve to lead Seattle to a 27-7 win at Pittsburgh. Krieg throws for 266 yards, completing 25-of-31 passes, and two scores. **10/27** John Kasay equals an NFL record with two field goals of 50-or-more yards in a 20-9 win over the San Diego Chargers. Kasay connects from 54 and 51 yards. The 54-yarder equals the team record. **11/24** The defense forces four turnovers and has five sacks, three by Rufus Porter, in a 13-10 win over the eventual AFC West Champion Denver Broncos in the Kingdome. Additionally, the defense twice holds on downs inside Seahawks territory in the game's last 4:49. **12/22** Seattle finishes their 16th season with a 7-9 record after defeating the Los Angeles Rams, 23-9, in the Kingdome. It was the first win by the Seahawks over the Rams in five regular season games. James Jones rushes for a pair of scores, while the defense keeps their third 1991 opponent out of the end zone. **12/27** The Seahawks and head coach Chuck Knox agree to mutually end Knox's nine-year tenure as Head Coach. Knox leaves having compiled an 80-63-0 (55.9%) regular season record. He guided the Seahawks to four playoff appearances, including an AFC West title in 1988 and a berth in the AFC Championship Game in 1983.

1992 — 1/6 Seahawks President/General Manager Tom Flores is named President/Head Coach. Flores coached nine seasons, 1979-87, with the Oakland/Los Angeles Raiders and compiled an 83-53-0 (61.0%) regular season record. He led the Raiders to two Super Bowl Championships, XV and XVIII, the only Super Bowls won by the AFC in the decade of the 1980's. **1/8** Larry Kennan, Coach of the Year in the World League of American Football in 1991, is named Offensive Coordinator/ Quarterbacks Coach. Kennan guided the London Monarchs to an 11-1 record and WLAFF Championship in the league's first season. Kennan served as an NFL assistant with the Los Angeles Raiders (1982-87), Denver Broncos (1988) and Indianapolis Colts (1989-90). **1/9** Seahawks defensive assistants George Dyer (line), Rod Perry (secondary), and Joe Vitt (special assignments), along with John Becker (offensive coordinator/wide receivers) and Chick Harris (running backs) leave the Seahawks to join Chuck Knox with the Los Angeles Rams. **1/11** Seahawks Assistant Head Coach Tom Catlin announces he will stay with the Seahawks as assistant head coach/defense. In addition, Rusty Tillman is promoted from special teams coach to

defensive coordinator, Russ Purnell from tight ends and assistant special teams to special teams and tight ends coach, and Paul Moyer from staff assistant to defensive backfield coach. **1/21** Offensive Line Coach Hudson Houck and Running Backs Coach Clarence Shelton are added to Tom Flores' staff. Both coaches come to the Seahawks from the Los Angeles Rams. **1/22** Bob Bratkowski, offensive coordinator at the University of Miami for the past three seasons, is named wide receivers coach. Bratkowski's father Zeke, is a former NFL quarterback and current NFL assistant coach. **1/23** Tommy Brasher is named defensive line coach. Brasher has coached nine seasons in the NFL and 12 in college. **1/24** Former Seahawks cornerback Dave Brown (1976-86) returns to the club as a defensive assistant. An original member of the Seahawks, Brown still holds career records with 50 interceptions and four interception return touchdowns. **8/22** Dave Brown becomes the third inductee into the Seahawks Ring of Honor around the 200 Level of the Kingdome. **9/6** Cincinnati Bengals spoil Tom Flores' Seahawks coaching debut with a 21-3 Kingdome win. **9/20** Flores gains first win as Seahawks head coach, 10-6 at New England. Cortez Kennedy has four-and-a-half tackles for loss, including three sacks, to lead the defense while Chris Warren rushes for 122 yards and one score on 24 carries to lead the offense. It's Warren's first career 100-yard game. **11/8** Chris Warren's 103 yards aren't enough as the Washington Redskins post a 16-3 Kingdome win. **11/22** Chris Warren rushes for a career-high 154 yards, including a touchdown, but the Kansas City Chiefs take a 24-14 win. **11/30** In pregame ceremonies, play-by-play broadcaster Pete Gross is inducted into the Seahawks Ring of Honor. The Seahawks then defeat the Denver Broncos 16-13 in overtime, snapping an eight-game losing streak. Brian Blades makes his first appearance since injuring his shoulder on opening day and catches the game-tying touchdown pass on the game's last play. John Kasay's 32-yard field goal 11:10 into overtime is the winner. The game also is the team record third straight that the Seahawks defense held the opposition to under 200 total yards. **12/2** KIRO Newsradio 710's Pete Gross, the only play-by-play broadcaster in the Seahawks 17-year history, dies after a four-year battle with cancer. **12/6** The Pittsburgh Steelers take a 20-14 comeback win in Pittsburgh, despite Eugene Robinson's record-equalling three interceptions. **12/13** Roger Ruzek's 44-yard field goal as time expires in overtime gives the visiting Philadelphia Eagles a 16-13 win. The game is the longest in Seattle's history (75:00). **12/27** Seattle closes out the regular season with a 31-14 Kingdome loss to the AFC West Champion San Diego Chargers. Chris Warren becomes only the second player in franchise history to rush for 1,000 yards, finishing the season with 1,017.

1993 — **1/19** David Behring, son of majority owner Ken Behring, is named team President. Tom Flores is named General Manager/Head Coach, while Player Personnel Director Mike Allman is placed in charge of both professional and college personnel. **1/28** Howard Mudd is named offensive line coach replacing Hudson Houck, who joined the Dallas Cowboys. Mudd is an eight-year NFL veteran guard and a 19-year NFL assistant, including a stint with the Seahawks from 1978-82. **2/5** Phil Neri, a Seahawks scout since 1985, is named College Scouting Director. **3/12** Ferrell Edmunds, two-time Pro Bowl tight end with the Miami Dolphins, signs as an unrestricted free agent. Edmunds, a five-year veteran, is the first free agent to sign with the Seahawks under the NFL new free agency system. **4/1** Wide receiver Kelvin Martin of the Super Bowl champion Dallas Cowboys is signed as an unrestricted free agent. **4/14** Linebacker Kevin Murphy signs with Seattle. **4/20** Four-time Pro Bowl center Ray Donaldson signs with the Seahawks as a free agent. **4/22** Buffalo guard Mitch Frerotte signs with the Seahawks as an unrestricted free agent. **4/25** University of Notre Dame quarterback Rick Mirer is selected by the Seahawks on the first round of the NFL draft. Mirer is the second player chosen overall. **9/19** Chris Warren rushes a club record 36 times for a personal best 174 yards in a 17-14 win over the Patriots in New England, Seattle's first win after two losses. **9/26** Rod Stephens' fumble recovery in the end zone provides the winning touchdown in a 19-10 win at Cincinnati. **10/3** Seattle makes it three straight with a 31-14 win over the San Diego Chargers in the Kingdome. Rookie Rick Mirer passes for 282 yards and a score and also rushes for a touchdown. The three-game winning streak is the Seahawks longest since 1990. **10/24** Rick Mirer throws the game-winning touchdown pass to Brian Blades with 25 seconds left in a 10-9 win over New England in the Kingdome. **11/14** Eugene Robinson records 11 tackles, two interceptions, two forced fumble, and one fumble recovery to spark a 22-5 win over the visiting Cleveland Browns. In all, the Seahawks defense forces seven turnovers and accounts for a touchdown and a safety. **12/26** Chris Warren rushes for 168 yards to become the second Seattle player to have back-to-back 1,000-yard seasons, but the Phoenix Cardinals tie the game on the last play of regulation and go on to a 30-27 overtime win in the Kingdome. **12/26** Jon Vaughn, who learned during warmups that he would start for

an injured Chris Warren (abdominal muscle), rushes for a career-high 131 yards in a 16-6 win over the Pittsburgh Steelers. Seattle gains 267 yards rushing, giving them back-to-back 200-yard rushing games for the first time in franchise history.

1994 — 1/2 The Seahawks finish the season 6-10 after dropping a 34-24 decision to the AFC West Champion Kansas City Chiefs in Arrowhead Stadium. John L. Williams rushes for 102 yards, to give the Seahawks three straight games with an individual over 100 yards, a franchise first. Rick Mirer becomes the first rookie quarterback since 1973 to start all his team's games and only the third since the 1970 merger. Mirer ends the season with NFL rookie passing records for attempts (486), completions (274), and yards (2,833), while helping to improve Seattle's win total by four games. **2/24** Nate Odomes, two-time Pro Bowl cornerback of the Buffalo Bills signs as a free agent. **2/28** Odomes' Buffalo teammate and fellow two-time Pro Bowler, tackle Howard Ballard signs as a free agent. **4/24** Texas A&M University defensive tackle Sam Adams is the Seahawks first-round draft choice. Adams is the eighth player picked on the first round. **7/19** Kingdome ceiling tiles fall from roof forcing closure of the building until November 5. Seahawks play both preseason games and first three regular season games in the University of Washington's 72,500 seat Husky Stadium. **8/13** Seahawks play first-ever outdoor game in Seattle defeating Tampa Bay Buccaneers, 29-6, in Husky Stadium. **9/4** Seahawks capture season opener for first time since 1988 with a 28-7 win at the Washington Redskins, as Chris Warren rushes for 100 yards and two touchdowns. The win is the 100th in the career of Head Coach Tom Flores. **9/11** Chris Warren scores two touchdowns for the second straight week as Seahawks go 2-0 with a 38-9 win over the Raiders in Los Angeles. Rick Mirer tosses three touchdown passes. **9/18** San Diego Chargers stop Seahawks two-game winning streak, 24-10, before Seahawks record crowd of 65,536 in Husky Stadium. **9/25** Chris Warren earns AFC Offensive Player of the Week honors in a 30-13 win over the visiting Pittsburgh Steelers. Warren rushes for 125 yards and a touchdown, while the Seahawks defense intercepts four passes. **11/6** Cincinnati Bengals spoil Seahawks return to Kingdome with a 20-17 overtime win. Doug Pelfrey kicks six field goals, including a 26-yarder 8:14 into overtime for the win. **11/20** Mack Strong's seven-yard touchdown run with 42 seconds left gives Seahawks a 22-21 win over the visiting Tampa Bay Buccaneers, breaking a six-game losing streak. **11/27** Seahawks defeat Kansas City 10-9 behind John Kasay's 32-yard field goal with 1:42 left. The back-to-back one-point wins are a franchise first. Chris Warren surpasses the 1,000-yard mark in the 12th game, the earliest in team history. **12/11** Chris Warren rushes for a personal best 185 yards on 30 carries, including a touchdown in a 16-14 win at Houston. Warren, playing with cracked ribs, had 183 of his yards in the first three quarters. **12/18** Chris Warren tops 100 yards for the seventh time with 122, but the Los Angeles Raiders escape with a 17-16 Kingdome win. **12/24** Cleveland Browns defeat the Seahawks 35-9 in Cleveland Stadium, closing out a 6-10 season. Chris Warren finishes the season with a franchise record 1,545 rushing yards, a total that leads the AFC. **12/29** Tom Flores, Seahawks general manager/head coach from 1992-94, is relieved of his duties. Flores, who joined the organization in 1989 as president/general manager, compiled a 14-34 regular season record. All 12 of Flores' assistants were also fired.

1995 — 1/12 Dennis Erickson, head coach at the University of Miami, is named head coach. In six seasons at Miami, Erickson compiled a 63-9-0 record and won national championships in 1989 and 1991. A native of Everett, Washington, Erickson posted a 113-40-1 record in 13 seasons as a college head coach at the University of Idaho, University of Wyoming, Washington State University, and Miami. Erickson brings six coaches with him from Miami, Gregg Smith (Assistant Head Coach/Tight Ends), Greg McMackin (Defensive Coordinator), Dave Arnold (Special Teams), Dana LeDuc (Strength and Conditioning), Rich Olson (Quarterbacks), and Willy Robinson (Defensive Backs). In addition he retains Bob Bratkowski (Offensive Coordinator/Wide Receivers), Tommy Brasher (Defensive Line), Tom Catlin (Quality Control), Dave Brown (Defensive Coach), Arnie Matsumoto (Staff Assistant), Howard Mudd (Offensive Line), and Clarence Shelmon (Running Backs) from the previous staff. **1/28** Wide Receiver Steve Largent becomes the first Seahawks player to be elected into the Pro Football Hall of Fame. Largent was elected in his first year of eligibility. He played his entire NFL career with Seattle from 1976-89, and retired in possession of six NFL receiving marks, including most receptions (819), yards (13,089), touchdowns (100), and consecutive games with a reception (177). Largent's presenter for induction is Seahawks' Vice President Gary Wright. **2/9** Mike Murphy, a nine-season NFL coaching veteran, is named linebackers coach. Murphy coached with the Detroit Lions and Arizona

Cardinals, prior to serving one year in the Pro Personnel Department of the Carolina Panthers. **4/22** Seahawks select Ohio State University wide receiver Joey Galloway with the eighth pick in the first round of the NFL draft. Galloway is the second wide receiver chosen overall and the first ever picked by the Seahawks on the first round of the draft. **7/29** Steve Largent is formally inducted into the Pro Football Hall of Fame. **8/12** Seahawks officially retire Largent's #80 jersey. **9/3** Seahawks lose NFL debut of Head Coach Dennis Erickson, 34-10, to the Kansas City Chiefs in the Kingdome. **9/17** Erickson gains first career win, 24-21, over the Cincinnati Bengals in the Kingdome. Chris Warren rushes for 109 yards. **11/5** Rookie Joey Galloway returns a punt a club record 89 yards for a touchdown to spark a 30-28 win over the visiting New York Giants. Brian Blades has two first quarter touchdown receptions. The win snaps a four-game losing streak and ignites a streak of six wins in seven games. **11/12** Galloway strikes again, this time on an 86-yard run from scrimmage in a 47-30 win over the Jaguars in Jacksonville. His run is a club record and is an NFL-long for 1995, as was his punt return. Galloway accounts for 237 all-purpose yards and three touchdowns, including five receptions for 114 yards and two scores receiving. **11/19** Seattle posts a 27-20 win over the Redskins in Washington, D.C., completing a two-game, 10-day road trip. Chris Warren rushes for a season-high 136 yards and one score, quarterback Rick Mirer throws two touchdown passes and Robert Blackmon has two interceptions. The Seahawks stayed in Jacksonville between games. **12/3** Todd Peterson kicks four field goals in a 26-14 win over the Philadelphia Eagles. **12/10** Quarterback John Friesz engineers three fourth quarter touchdown drives in a 31-27 win over the Broncos in Denver. Seattle rallies from a 20-0 second quarter deficit for the win, the greatest comeback in franchise history. Friesz throws for two touchdowns, including the game-winner to Chris Warren with 49 seconds left. Antonio Edwards' club record 83-yard return of a Robert Blackmon-forced fumble in the third quarter, ignites the rally. **12/17** Chris Warren scores three touchdowns in a 44-10 win over the Oakland Raiders. The win is Seattle's eighth of the year, their most since 1990. **12/24** AFC Western Division champion Kansas City Chiefs end the Seahawks postseason bid with a 26-3 win in Arrowhead Stadium.

1996 — **2/2** Team owner Ken Behring announces that he is moving the franchise. **4/20** Ken Behring and Seattle native Paul Allen enter into an exclusive 14-month option for Allen to purchase the Seahawks. Allen can exercise the option at anytime until July 1, 1997. Allen is named Chairman of Football Northwest, Inc., with Bert Kolde serving as Vice Chairman and Bob Whitsitt as President. Seahawks select Boston College tackle Pete Kendall on the first round with the 21st overall pick. Seattle had traded down twice in the first round, acquiring defensive tackle Glenn Montgomery from the Houston Oilers in the first deal and adding an extra third round pick from the Detroit Lions in the second. **9/1** Seahawks start 21st season with 29-7 loss at San Diego. **9/22** Lamar Smith's 14-yard run with 31 seconds left gives Seahawks a 17-13 win at Tampa Bay, their first win after three losses. **10/6** John Friesz throws touchdown passes of 51, 65 and 80 yards, the latter with 2:03 left to Brian Blades, for a 22-15 win at Miami. **11/3** Michael McCrary blocks Houston's game-winning field goal with 16 seconds left, recovers it, and laterals to Robert Blackmon to complete a 68-yard touchdown return to give Seattle a 23-16 win. John Friesz throws for 323 yards, Seattle's first 300-yard passing game since 1990. **11/10** Seattle completes three wins in three home games by defeating the Minnesota Vikings, 42-23. **11/17** Seattle misses a last play field goal in 17-16 loss at the Detroit Lions. Lamar Smith rushes for a career high 148 yards in his first career start. Seahawks also lose quarterback John Friesz for remainder of the season with a broken leg. **12/8** Seahawks snap three-game losing streak with 26-18 win over visiting Buffalo Bills. Chris Warren rushes for 116 yards, his franchise record 24th career 100-yard game. **12/22** Seahawks close season with 28-21 win at Oakland. Seattle forces seven turnovers and wins with backup quarterbacks Stan Gelbaugh and Gino Torretta playing for John Friesz (broken leg) and Rick Mirer (quadriceps). Torretta passes 32 yards to Joey Galloway for his first career touchdown. Lamar Smith rushes for two touchdowns.

1997 — **2/14** Seahawks make first strike in free agency signing Steelers Pro Bowl linebacker Chad Brown. Brown's signing is followed two days later with that of Pittsburgh teammate cornerback Willie Williams. **2/18** Quarterback Rick Mirer is traded to the Chicago Bears for a first-round draft choice. Seattle now has the 11th and 12th picks overall in the April 19-20 NFL draft. **3/5** Seahawks announce a return of their training camp to Eastern Washington University in Cheney, Washington. Seattle trained at Eastern from 1976-85, before training year-around at their Kirkland Headquarters. **3/6** Detroit Lions safety Bennie Blades is signed as a free agent reuniting him with his brother, Brian. **3/7** Former University of Washington quarterback

Warren Moon signs as a free agent after 13 seasons with the Houston Oilers (1984-93) and Minnesota Vikings (1994-96). Moon ranks fourth in league history in attempts (6,000), completions (3,514), and yards (43,787), and is tied for seventh in touchdowns (254). **3/28** Seattle trades their first-round pick obtained from the Bears, to Atlanta for the Falcons first-round pick, the third overall. Seattle also sends second and fourth rounders to Atlanta and the Falcons flip-flop their third round choices. **4/19** After selecting Ohio State cornerback Shawn Springs with the third overall choice, Seattle sends the 12th overall choice and a third-round pick to the Tampa Bay Buccaneers for the sixth overall choice. That pick is used on Florida State University tackle Walter Jones. It is the first time in their history that the Seahawks have utilized two first-round draft choices. **4/25** Washington State Legislature passes Seahawks Stadium Funding Plan, Referendum 48. The bill sets a statewide vote for June 17. **6/17** Washington state voters approve Proposition 48 by a 51.1 percent to 48.9 percent margin (820,354 yes, 783,584 no), including a 56.4 percent margin (275,358 yes, 213,092 no) in King County. **6/23** Metropolitan King County Council votes 9-3 to approve a new football stadium for the Seahawks. **6/30** Bob Whitsitt, President of Football Northwest, signs paperwork to purchase Seahawks from Ken Behring. **7/15** Seahawks open training camp at Eastern Washington University in Cheney, returning after an 11-year absence. **8/19** Football Northwest is approved as the Seahawks owners by the member clubs of the NFL. **8/31** Seattle loses season opener to New York Jets, 41-3, in the Kingdome and quarterback John Friesz for nine weeks with a broken right thumb. **9/14** Seahawks hold Indianapolis Colts to a franchise low 118 yards for their first win, 31-3, in Indianapolis. The 28-point margin of victory is the largest for Seattle on the road. **10/5** Seattle embarks on three-game winning streak by beating the Tennessee Oilers, 16-13, in Kingdome. Steve Broussard scores on 77 and 43 yard runs within three second half carries overcoming a 10-0 deficit. Broussard rushes for 138 yards on just 6 carries. **10/26** Warren Moon throws a team record-equalling five touchdown passes, including three to Joey Galloway, in a 45-34 win over the Oakland Raiders. His 409 yards is third in team history for a single game and is an NFL high for 1997. **11/9** Moon connects with Galloway on a game-winning 40-yard touchdown pass at San Diego with 2:20 left. The 37-31 win is marred by a season-ending broken ankle suffered by six-time Pro Bowl defensive tackle Cortez Kennedy. **11/28** Seahawks open their first retail store, the Seahawks EndZone Store, in Seattle's Pioneer Square area, two blocks from the Kingdome. **12/14** Quarterback Jon Kitna makes his first career start and guides Seattle to a 22-21 win at Oakland, overcoming a 21-3 halftime deficit. Kitna throws for 283 yards and one score in becoming the sixth first-time quarterback starter in team history to win his debut. Todd Peterson's 49-yard field goal with 2:20 left is the winner. Seattle's win was their fifth of the season after overcoming a 10-point deficit, equalling the most in the NFL since 1970. **12/21** Seattle closes out season with a 38-9 win over the San Francisco 49ers. Warren Moon throws four touchdown passes and sets single season records for completions (313) and yards (3,378). Pro Bowl free safety Darryl Williams co-leads the AFC in interceptions with 8, while Pro Bowl defensive end Michael Sinclair has 12 sacks.

1998 — **1/16** Seahawks announce ticket restructure, increasing the number of \$10 tickets, the lowest ticket price in the NFL, to slightly more than 10,000. **2/1** Warren Moon named MVP of Pro Bowl while leading AFC to 29-24 win. **1/16** Offensive Line Coach Howard Mudd leaves the Seahawks for Indianapolis Colts. **1/17** Linebackers Coach Mike Murphy also joins the Colts staff. **1/30** Coaches Clarence Shelmon (running backs) joins Dallas and Ned James (defensive assistant) joins the New Orleans Saints. **2/2** Offensive assistant Jim Zorn leaves for the Detroit Lions. **2/4** Seattle names Jim Johnson linebackers coach. **2/6** Hired Bill Meyers as assistant offensive line coach and announced the club had agreed to terms with Washington Redskins' special teams coach Pete Rodriguez. **2/10** Named Milt Jackson receivers coach. **2/24** Seattle signs three-time Pro Bowl center, Kevin Glover. **2/26** Seahawks name Tim Lappano running backs coach and Eric Yarber to the position of offensive quality control. **3/4** Seahawks make one of the biggest off-season splashes in free agency when the club signs Philadelphia Eagles running back Ricky Watters to a free agency contract. **3/6** The club agrees to terms with unrestricted free agent guard Brian Habib of the Super Bowl Champion Denver Broncos. **4/18** Linebacker Anthony Simmons from Clemson is the team's first-round pick, 15th overall, in the draft. **9/6** The Seahawks open the 1998 season with a 36-0 shutout over the Philadelphia Eagles at Veterans Stadium. The Seahawks would go on to one of the team's best starts ever, with three straight victories to open the year. **12/28** A day after completing its second consecutive 8-8 season, the club relieves Dennis Erickson of his coaching duties.

1999 — **1/8** Team President Bob Whitsitt appoints Mike Holmgren to the position of Executive Vice President of Football Operations/General Manager & Head Coach. The Seahawks surrender a second-round choice in the 1999 draft to the Green Bay Packers as compensation. **1/14** Holmgren hires Mike Sherman (Offensive Coordinator/Tight Ends), Fritz Shurmur (Defensive Coordinator), Tom Lovat (Offensive Line), Larry Brooks (Defensive Line), Nolan Cromwell (Wide Receivers), Jim Lind (Linebackers), Ken Flajole (Defensive Backs), Kent Johnston (Strength & Conditioning), and the retainment of Pete Rodriguez (Special Teams). **1/19** Mike Sheppard named Quarterbacks coach. **1/26** Mike Reinfeldt named Senior Vice President. **1/28** Stump Mitchell named Running Backs coach. **1/29** Rod Springer named assistant Strength & Conditioning coach. **2/5** Jerry Colquitt (Offensive Quality Control) and Clayton Lopez (Defensive Quality Control) named to coaching staff. **2/14** Sign unrestricted free agent WR Sean Dawkins. **4/17** Select DE Lamar King (Saginaw Valley State) with the 22nd pick in the first round of the 1999 NFL Draft. **5/26** Defensive Coordinator Fritz Shurmur takes a leave of absence for health reasons. **6/7** Holmgren hires former Buffalo Bills' Assistant Coach Dick Roach to the position of defensive assistant. Linebackers coach Jim Lind is given the added responsibility of coordinating the defense. **8/30** Seahawks defensive coordinator Fritz Shurmur succumbs to liver cancer. **11/28** The Seahawks defeat the Kansas City Chiefs in Arrowhead Stadium to cap a five-game winning streak and take the season record to 8-2.

2000 — **1/2** The Seahawks finish the 1999 season with a 19-9 loss at the New York Jets, but reach the playoffs for the first time since 1988 with the team's second AFC West Championship. The team's 9-7 record is the best mark since 1990. DT Cortez Kennedy is voted to a team-record eighth Pro Bowl along with teammates LB Chad Brown and T Walter Jones. **1/9** Seahawks lose their first playoff game in 11 years when they fall to the Miami Dolphins, 20-17, in the final game played at Seattle's Kingdome. **1/12** Mike Holmgren names Steve Sidwell defensive coordinator. Defensive Assistant Bob Zeman announces his retirement from coaching. **1/20** Holmgren names Gil Haskell offensive coordinator. **1/21** Holmgren names Johnny Holland assistant special teams/assistant strength and conditioning coach. **1/28** Holmgren names Ted Thompson vice president/football operations. **2/12** WR Joey Galloway is traded to the Dallas Cowboys for first-round draft choices in 2000 and 2001. **3/26** Seattle's Kingdome is imploded, to make space for the new football/soccer stadium and exhibition hall, which will be located on the same site. **4/15** Seahawks select Alabama running back Shaun Alexander and Wisconsin tackle Chris McIntosh in the first round of the NFL draft. **4/28** Seattle names John Schneider director of player personnel. **5/10** Scot McCloughan appointed as director of college scouting. **5/15** Bucky Brooks and Mike Murphy named area scouts. **6/1** Former Seahawks safety Eric Stokes and Matt Malaspina named area scouts. **7/5** Seahawks hire Brian Davis for radio play-by-play. **9/3** Seattle loses to Miami in season opener, 23-0, marking the first time the Seahawks were shut out in seven years. **9/10** Seattle opens a two-year stint at Husky Stadium with a loss to the defending Super Bowl Champion St. Louis Rams in a 37-34 shootout. **10/15** Seahawks return man Charlie Rogers sets team single-game record with 198 kickoff return yards and 215 combined return yards versus Indianapolis. **11/12** QB Jon Kitna earns AFC Offensive Player of the Week for 22 of 33, 231-yard, three-touchdown performance at Jacksonville. **12/23** Charlie Rogers returns four kickoffs for 171 yards, which included an 81-yard touchdown, versus Buffalo to establish an AFC single-season record with 2,094 combined return yards (punt and kickoff).

2001 — **1/2** Mike Holmgren names Mark Michaels assistant special teams coach. **2/16** Former Seahawks QB Jim Zorn is named quarterbacks coach. **2/28** A 6.8 magnitude earthquake hit the Seattle area damaging the Seahawks marketing headquarters at Palmer Court, forcing them to move out of the building. The new stadium was not damaged and workers resumed construction less than one week later. **3/2** Seattle trades a third-round draft choice and switches first-round picks with Green Bay for QB Matt Hasselbeck. **3/3** Seattle signs free agent DT John Randle. **3/8** DT Cortez Kennedy is released. **3/9** Seattle signs free agent DT Chad Eaton. **3/16** Seattle names Lance Lopes to serve as General Counsel. **4/9** Seattle signs free agent LB Levon Kirkland. **4/12** Seahawks sign a three-year extension with Eastern Washington University to continue its training camp in Cheney. **4/21** Seattle takes North Carolina State wide receiver Koren Robinson with its first overall selection (No. 9) and Steve Hutchinson (No. 17). Selects 12 college players, the most since drafting 11 in 1992, during the two-day draft. **5/22** Seahawks switch conferences from the

AFC West to the NFC West, joining the Arizona Cardinals, San Francisco 49ers and the St. Louis Rams following realignment. The Seahawks were a member of the NFC West in their inaugural season in 1976 before moving to the AFC West in 1977. **6/28** Named Scott Fitterer area scout and named former Kansas City wide receiver Lake Dawson and former Seahawks safety Eric Stokes pro personnel assistants. **8/3** Signed Trent Dilfer to one-year contract to back up Matt Hasselbeck. **9/16** Home game versus Kansas City is postponed due to the terrorist attacks on Tuesday, September 11. **11/11** Shaun Alexander rushed for 266 yards and three touchdowns versus Oakland, including a team-record 88-yard touchdown.

2002 — **1/2** Seahawks DT John Randle and T Walter Jones selected to represent Seahawks in the Pro Bowl. **1/6** The Seahawks played their final game at Husky Stadium before moving into their new downtown stadium. Trent Dilfer finished the season 4-0, extending his consecutive unbeaten record as a starter to 15-0. **2/22** Released defensive end Michael Sinclair following 11 years of service. **3/1** The Seahawks announced a new logo and colors; Seahawks blue, Seahawks navy and Seahawks bright green. **3/5** Re-signed Trent Dilfer to be the starting quarterback for the 2002 season. **3/27** The Seahawks unveiled new uniforms at the team's new stadium, the first significant uniform change in the team's 26-year history. For the first time in the NFL, a club allowed fans to choose part of the team's uniform ensemble (the helmet). In a weeklong contest, a total of 64,513 fans voted with an overwhelming 49,447 (76.6%) voting for the new Seahawks blue helmet. The traditional silver helmet received 15,066 (23.4%) votes. (Marked the first time in NFL history that a team allowed fans to choose any part of the teams' uniform ensemble.) **4/2** Bill Laveroni named assistant offensive line coach. **4/19** Traded quarterback Brock Huard to Indianapolis for the Colts fifth-round draft choice in the 2002 draft. **4/20** Seahawks selected Washington Husky tight end Jerramy Stevens in the first round of the NFL Draft, the first tight end selected by the team in the opening round. **5/4** Fieldturf installation completed in Seahawks Stadium. **5/15** Seahawks Stadium and Exhibition Center announced as interim name until a permanent naming rights sponsor is found; FGI announces the project will come in on budget, a month earlier than anticipated. **6/21** Traded CB Ike Charlton to Jacksonville Jaguars for an undisclosed draft choice. **7/20** Seahawks Stadium Grand Opening begins with Public Fanfare Days, followed by three weeks of public open houses. **8/3** Seahawks take the field in Seahawks Stadium for the first time in a preseason scrimmage. **8/10** Seahawks play their first game in Seahawks Stadium, a preseason loss to the Indianapolis Colts, 28-10. **9/15** Seahawks play their Inaugural Game in Seahawks Stadium versus the Arizona Cardinals, a 24-13 loss. **9/29** Shaun Alexander scores an NFL record five first-half touchdowns versus the Minnesota Vikings on ESPN Sunday Night Football. **10/29** Place QB Trent Dilfer on injured reserve and signed veteran QB Jeff George for remainder of season. **11/24** Seattle and Kansas City combine for 64 first downs, an NFL record. **12/29** Matt Hasselbeck set a franchise record passing for 449 yards in a 31-28 overtime win at San Diego. Seattle also established 20 club records during the season, including most first downs in a season (347), most yards gained in a game (591 at San Diego), most net yards gained in a season (5,818) and most passing yards in a season (4,257). Seattle finished the season 7-9, third place in the NFC West. **12/31** Mike Holmgren relinquishes his role as general manager, but remains executive vice president of football operations and head coach. Seattle fires defensive coordinator Steve Sidwell, defensive line coach Larry Brooks, defensive backs coach Ken Flajole, linebackers coach Johnny Holland and offensive quality control coach Jerry Colquitt.

2003 — **1/29** Seahawks hire Dwaine Board as defensive line coach. **2/5** Seattle names Ray Rhodes defensive coordinator. **2/7** Seattle names Teryl Austin defensive backs coach. **2/10** Seattle hires Bob Ferguson as general manager. **2/12** Seattle hires John Marshall as linebackers coach. **3/4** Seattle re-signed unrestricted free agents LB Anthony Simmons and DE Antonio Cochran. **4/26** Seattle selected CB Marcus Trufant from Washington State with the 11th overall pick in the NFL draft. **4/27** Seattle traded a sixth-round selection to the New Orleans Saints for DT Norman Hand. **6/16** Hired Charles Fisher as an area scout. **6/25** Paul G. Allen names Tod Leiweke chief executive officer in charge of all Seahawks business and administration operations. Bob Whitsitt focuses on football operations.

SEAHAWKS.COM

Online fans all over the world have the opportunity to stay up-to-date with Seahawks news by logging on to www.Seahawks.com, the official web site for the Seattle Seahawks.

Fans have the opportunity to have live, real-time chats with players and coaches, online games, online message-board where fans can sound-off and sing praises to Seahawks and special drawings and prize giveaways.

The site is updated daily with practice updates and photos along with comments from Mike Holmgren.

The site also include exclusive game-day coverage with inside photos and scoring updates. There's a distribution e-mail list that notifies our on-line users of news, upcoming events, and changes to the site and numerous downloadable screen-savers of photos from game day action each month.

The format of the front page makes Seahawks.com easy to view for all computer screen sizes and this season, fans will have the opportunity to view footage from press conference and Seahawks Saturday TV Show.

N F L I N T E R N E T N E T W O R K



[Official NFL Sites](#)


[AFC Teams](#)


[NFC Teams](#)



ROSTER | DEPTH CHART | SCORES | SCHEDULE | STATISTICS

Home

Tickets

Premium Seats

Transportation

Team

Stadium

Pro Shop

Press Box

Community

Sea Gals

Multimedia

Photos

Fan Zone

Kids Zone

Contests

FAQs

Search

GO

Top Story | Page 2

Ray On The 'D'

Ray Rhodes on the defense & accountability, plus a fan Q&A with Koren Robinson.

Camp Day 7



Seahawks Flying High in NFL Europe

Five members of the Seahawks will take part in World Bowl XI, the NFL Europe League Championship, beginning at 9:00 am PT this Saturday. [Story & Rosters](#)

Enter Sportco's Seahawks Fantasy Fishing Trip!

YOU could win a day of steelhead fishing with Seahawks guard Steve Hutchinson! [Details](#)



Click Here for

HAWKS GEAR

SEAHAWKS ACADEMY

Online Charity Auction

Purchase SEAHAWKS

Tickets Here

2003 Preseason | 2003 | 2002

2003 Preseason Schedule



Click Away Opponent To Book Expedia Travel Now

Date	Opponent	Time
Sat. 8/9	San Diego	7 PM BUY NOW
Fri. 8/15	@ Indianapolis	5 PM
Sat. 8/23	Kansas City	7 PM BUY NOW
Fri. 8/29	@ Denver	6 PM

Off Mic | Multimedia

Insides and insights from the voice of the Seahawks, Brian Davis

Brian Davis

Not as calm in Kirkland before training camp storm



My Seahawks Account

For Season Ticket Holders

HAWK MAIL

Join or Update

Did You Know?

Did you know that Shawn Springs will graduate Ohio State June 13 with a degree in Sociology?

SEAHAWKS TRIVIA

Pro Shop

CAREER TOP TEN

GAMES PLAYED

PLAYER, SEASONS	No
1 Joe Nash, 1982-96	218
2 Steve Largent, 1976-89	200
3 Jacob Green, 1980-91	178
4 Jeff Bryant, 1982-93	175
5 Eugene Robinson, 1985-95	170
6 Cortez Kennedy, 1990-00	167
7 Dave Brown, 1976-86	159
8 Brian Blades, 1988-98	156
9 Keith Butler, 1978-87	146
10 Michael Sinclair, 1991-2001	144

GAMES STARTED

PLAYER, SEASONS	No
1 Steve Largent, 1976-89	197
2 Jacob Green, 1980-91	176
3 Joe Nash, 1982-96	169
4 Jeff Bryant, 1982-93	167
5 Dave Brown, 1976-86	159
6 Cortez Kennedy, 1990-00	153
7 Eugene Robinson, 1985-95	152
8 Keith Butler, 1978-87	132
9 Brian Blades, 1988-98	122
10 Edwin Bailey, 1981-91	120

POINTS SCORED

PLAYER, SEASONS	No
1 Norm Johnson, 1982-90	810
2 Steve Largent, 1976-89	608
3 Todd Peterson, 1995-99	555
4 Curt Warner, 1983-89	372
5 John Kasay, 1991-94	341
6 Efen Herrera, 1978-81	331
7 Chris Warren, 1990-97	292
8 Rian Lindell, 2000-2002	270
9 Joey Galloway, 1995-99	252
10 Sherman Smith, 1976-82	228

TOTAL TOUCHDOWNS

PLAYER, SEASONS	No
1 Steve Largent, 1976-89	101
2 Curt Warner, 1983-89	62
3 Chris Warren, 1990-97	48
4 Joey Galloway, 1995-99	42
5 Sherman Smith, 1976-82	38
6 Daryl Turner, 1984-87	36
Shaun Alexander, 2000-	36
8 Brian Blades, 1988-98	34
9 John L. Williams, 1986-93	33
10 Dan Doornink, 1979-85	25

FIELD GOALS

PLAYER, SEASONS	No
1 Norm Johnson, 1982-90	159
2 Todd Peterson, 1995-99	126
3 John Kasay, 1991-94	82
4 Efen Herrera, 1978-81	64
5 Rian Lindell, 2000-2002	58
6 John Leyboldt, 1976-77	17
7 Kris Heppner, 2000	6
8 Wilson Alvarez, 1981	3
9 Scott Hagler, 1987	2
10 Don Bitterlich, 1976	1

FIELD GOAL ATTEMPTS

PLAYER, SEASONS	No
1 Norm Johnson, 1982-90	228
2 Todd Peterson, 1995-99	154
3 John Kasay, 1991-94	105
4 Efen Herrera, 1978-81	92
5 Rian Lindell, 2000-2002	78
6 John Leyboldt, 1976-77	30
7 Kris Heppner, 2000	9
8 Wilson Alvarez, 1981	7
9 Don Bitterlich, 1976	4
10 Scott Hagler, 1987	2

POINT AFTER TOUCHDOWNS

PLAYER, SEASONS	No
1 Norm Johnson, 1982-90	333
2 Todd Peterson, 1995-99	177
3 Efen Herrera, 1978-81	139
4 Rian Lindell, 2000-2002	96
5 John Kasay, 1991-94	95
6 John Leyboldt, 1976-78	59
7 Wilson Alvarez, 1981	14
8 Kris Heppner, 2000	8
9 Don Bitterlich, 1976	7
10 Scott Hagler, 1987	4

PAT ATTEMPTS

PLAYER, SEASONS	No
1 Norm Johnson, 1982-90	338
2 Todd Peterson, 1995-99	177
3 Efen Herrera, 1978-81	148
4 John Kasay, 1991-94	97
5 Rian Lindell, 2000-2002	96
6 John Leyboldt, 1976-78	59
7 Wilson Alvarez, 1981	15
8 Kris Heppner, 2000	8
9 Don Bitterlich, 1976	7
10 Scott Hagler, 1987	4

RUSHING ATTEMPTS

PLAYER, SEASONS	NO
1 Curt Warner, 1983-89	1,649
2 Chris Warren, 1990-97	1,559
3 John L. Williams, 86-93	1,148
4 Ricky Watters, 1998-2001	994
5 Sherman Smith, 1976-82	810
6 Shaun Alexander, 2000-	668
7 Dan Doornink, 1979-85	463
8 Derrick Fenner, 1989-91	317
9 Jim Zorn, 1976-84	307
10 David Hughes, 1981-85	294
Dave Krieg, 1980-91	294

RUSHING YARDS

PLAYER, SEASONS	NO
1 Chris Warren, 1990-97	6,706
2 Curt Warner, 1983-89	6,705
3 John L. Williams, 86-93	4,579
4 Ricky Watters, 1998-2001	4,009
5 Sherman Smith, 1976-82	3,429
6 Shaun Alexander, 2000-	2,806
7 Dan Doornink, 1979-85	1,530
8 Jim Zorn, 1976-84	1,494
9 Lamar Smith, 1994-97	1,286
10 David Sims, 1977-79	1,174



David Sims (1977-79)

RUSHING TOUCHDOWNS

PLAYER, SEASONS	NO
1 Curt Warner, 1983-89	55
2 Chris Warren, 1990-97	44
3 Shaun Alexander, 2000-	32
4 Sherman Smith, 1976-82	28
5 Ricky Watters, 1998-2001	22
6 Derrick Fenner, 1989-91	19
David Sims, 1977-79	19
8 Jim Zorn, 1976-84	17
John L. Williams, 1986-93	17
10 Dan Doornink, 1979-85	14

PASSING ATTEMPTS

PLAYER, SEASONS	NO
1 Dave Krieg, 1980-91	3,576
2 Jim Zorn, 1976-84	2,992
3 Rick Mirer, 1993-96	1,523

4 Jon Kitna, 1997-00	1,130
5 Warren Moon, 1997-98	786
6 Matt Hasselbeck, 2001-	740
7 Kelly Stouffer, 1988-92	437
8 John Friesz, 1995-98	416
9 Trent Dilfer, 2001-	290
10 Stan Gelbaugh, 1992-96	273

PASSING COMPLETIONS

PLAYER, SEASONS	NO
1 Dave Krieg, 1980-91	2,096
2 Jim Zorn, 1976-84	1,593
3 Rick Mirer, 1993-96	814
4 Jon Kitna, 1997-00	658
5 Warren Moon, 1997-98	458
6 Matt Hasselbeck, 2001-	443
7 John Friesz, 1995-98	228
8 Kelly Stouffer, 1988-92	225
9 Trent Dilfer, 2001-	167
10 Stan Gelbaugh, 1992-95	131

PASSING YARDS

PLAYER, SEASONS	NO
1 Dave Krieg, 1980-91	26,132
2 Jim Zorn, 1976-84	20,122
3 Rick Mirer, 1993-96	9,094
4 Jon Kitna, 1997-00	7,552
5 Warren Moon, 1997-98	5,310
6 Matt Hasselbeck, 2001-	5,098
7 John Friesz, 1995-98	2,971
8 Kelly Stouffer, 1988-92	2,333
9 Trent Dilfer, 2001-	2,196
10 Jeff Kemp, 1987-91	1,735

TOUCHDOWN PASSES

PLAYER, SEASONS	NO
1 Dave Krieg, 1980-91	195
2 Jim Zorn, 1976-84	107
3 Jon Kitna, 1997-00	49
4 Rick Mirer, 1993-96	41
5 Warren Moon, 1997-98	36
6 Matt Hasselbeck, 2001-	22
7 John Friesz, 1995-98	16
8 Trent Dilfer, 2001-	11
9 Jeff Kemp, 1987-91	9
10 Kelly Stouffer, 1988-92	7
Stan Gelbaugh, 1992-96	7

PASSES HAD INTERCEPTED

PLAYER, SEASONS	NO
1 Dave Krieg, 1980-91	148
2 Jim Zorn, 1976-84	133
3 Rick Mirer, 1993-96	56
4 Jon Kitna, 1997-00	45
5 Warren Moon, 1997-98	24
6 Kelly Stouffer, 1988-92	19
7 Jeff Kemp, 1987-91	18
Matt Hasselbeck, 2001-	18
9 Steve Myer, 1976-79	14
10 Stan Gelbaugh, 1992-96	12
John Friesz, 1995-98	12

TIMES SACKED

PLAYER, SEASONS	No
1 Dave Krieg, 1980-91	341
2 Jim Zorn, 1976-84	200
3 Rick Mirer, 1993-96	138
4 Jon Kitna, 1997-00	79
5 Matt Hasselbeck, 2001-	64
6 Warren Moon, 1997-98	52
7 Kelly Stouffer, 1988-92	50
8 Stan Gelbaugh, 1992-96	36
9 Dan McGwire, 1991-94	20
10 John Friesz, 1995-98	18

QUARTERBACK RATING
(MINIMUM 100 ATTEMPTS)

PLAYER, SEASONS	No
1 Dave Krieg, 1980-91	82.3
2 Warren Moon, 1997-98	81.3
3 Matt Hasselbeck, 2001-	80.5
4 Brock Huard, 1999-2001	80.1
5 Trent Dilfer, 2001-	79.9
6 John Friesz, 1995-98	78.3
7 Jon Kitna, 1997-00	76.3
8 Jim Zorn, 1976-84	67.8
9 Rick Mirer, 1993-96	65.2
10 Gale Gilbert, 1985-86	64.7

PASS RECEPTIONS

PLAYER, SEASONS	No
1 Steve Largent, 1976-89	819
2 Brian Blades, 1988-98	581
3 John L. Williams, 1986-93	471
4 Joey Galloway, 1995-99	283
5 Sam McCullum, 1976-81	232
6 Sherman Smith, 1976-82	211
7 Dan Doornink, 1979-85	197
8 Chris Warren, 1990-97	194
9 Curt Warner, 1983-89	193
10 Darrell Jackson, 2000-	185

RECEIVING YARDS

PLAYER, SEASONS	No
1 Steve Largent, 1976-89	13,089
2 Brian Blades, 1988-98	7,620
3 Joey Galloway, 1995-99	4,457
4 John L. Williams, 1986-93	4,151
5 Sam McCullum, 1976-81	3,409
6 Darrell Jackson, 2000-	2,671
7 Sherman Smith, 1976-82	2,342
8 Mike Pritchard, 1996-99	2,288
9 Tommy Kane, 1988-92	2,034
10 Dan Doornink, 1979-85	1,940


RECEIVING TOUCHDOWNS

PLAYER, SEASONS	No
1 Steve Largent, 1976-89	100
2 Daryl Turner, 1984-87	36
Joey Galloway, 1995-98	36
4 Brian Blades, 1988-98	34
5 Sam McCullum, 1976-81	21
6 Darrell Jackson, 2000-	18

7 John L. Williams, 1986-93	16
8 Ray Butler, 1985-88	13
9 Sean Dawkins, 1999-00	12
10 Dan Doornink, 1979-85	11
Derrick Mayes, 1999-00	11

INTERCEPTIONS

PLAYER, SEASONS	No
1 Dave Brown, 1976-86	50
2 Eugene Robinson, 1985-95	42
3 John Harris, 1978-85	41
4 Kenny Easley, 1981-87	32
5 Darryl Williams, 1996-99	20
6 Keith Simpson, 1978-85	19
Shawn Springs, 1997-	19
8 Willie Williams, 1997-	17
9 Terry Taylor, 1984-88, 1994	16
10 Robert Blackmon, 1990-96	15
Jay Bellamy, 1994-00	15



Keith Simpson (1978-85)

INTERCEPTION RETURN YARDS


PLAYER, SEASONS	No
1 Dave Brown, 1976-86	643
2 Eugene Robinson, 1985-95	586
3 Kenny Easley, 1981-87	528
4 John Harris, 1978-85	425
5 Darryl Williams, 1996-99	402
6 Keith Simpson, 1978-85	338
7 Robert Blackmon, 1990-96	246
8 Dwayne Harper, 1988-93	242
9 Shawn Springs, 1997-	227
10 Terry Taylor, 1984-88, 1994	202

INTERCEPTION RETURN FOR TD

PLAYER, SEASONS	No
1 Dave Brown, 1976-86	5
2 Keith Simpson, 1978-85	3
Kenny Easley, 1981-87	3
Willie Williams, 1997-	3
5 John Harris, 1978-85	2
Jacob Green, 1980-91	2
Terry Taylor, 1984-88, 1994	2
Darryl Williams, 1996-99	2
Shawn Springs, 1997-	2
Darrin Smith, 1998-99	2
Reggie Tongue, 2000-	2

PUNTS

PLAYER, SEASONS	NO
1 Rick Tuten, 1991-97	554
2 Jeff Feagles, 1998-2002	385
3 Jeff West, 1981-85	299
4 Herman Weaver, 1977-80	257
5 Ruben Rodriguez, 1987-89	192
6 Rick Engles, 1976-77	84
7 Rick Donnelly, 1990-91	80
8 Vince Gamache, 1986	79
9 David Finzer, 1985	68
10 Rohn Stark, 1997	20



Rick Tuten (1991-97)

PUNTING YARDS

PLAYER, SEASONS	NO
1 Rick Tuten, 1991-97	24,266
2 Jeff Feagles, 1998-2002	16,227
3 Jeff West, 1981-85	11,511
4 Herman Weaver, 1977-80	10,182
5 Ruben Rodriguez, 1987-89	7,733
6 Rick Donnelly, 1990-91	3,227
7 Rick Engles, 1976-77	3,204
8 Vince Gamache, 1986	3,048
9 David Finzer, 1985	2,766
10 Rohn Stark, 1997	813

INSIDE THE 20

PLAYER, SEASONS	NO
1 Rick Tuten, 1991-97	147
2 Jeff Feagles, 1998-2002	133
3 Jeff West, 1981-85	73
4 Herman Weaver, 1977-80	49
5 Ruben Rodriguez, 1987-89	48
6 Rick Donnelly, 1990-91	19
7 Rick Engles, 1976-77	13
8 David Finzer, 1985	12
9 Vince Gamache, 1986	10
10 Rohn Stark, 1997	7

TOUCHBACKS

PLAYER, SEASONS	NO
1 Rick Tuten, 1991-97	45
2 Jeff Feagles, 1998-2002	30
3 Jeff West, 1981-85	28
4 Herman Weaver, 1977-80	19
5 Ruben Rodriguez, 1987-89	17
6 Rick Donnelly, 1990-91	9
7 Vince Gamache, 1986	7

8 David Finzer, 1985	6
9 Rick Engles, 1976-77	4
10 2 players tied with	2

HAD BLOCKED

PLAYER, SEASONS	NO
1 Herman Weaver, 1977-80	5
2 Rick Engles, 1976-77	3
3 Kyle Richardson, 1997	2
Rick Tuten, 1991-97	2
Jeff Feagles, 1998-2002	2
6 Ruben Rodriguez, 1987-89	1

PUNT RETURNS

PLAYER, SEASONS	NO
1 Chris Warren, 1990-97	94
2 Bobby Joe Edmonds, 1986-88	89
3 Joey Galloway, 1995-99	79
4 Paul Johns, 1981-84	74
5 Charlie Rogers, 1999-2001	73
6 Kelvin Martin, 1993-94	65
7 Will Lewis, 1980-81	57
8 Paul Skansi, 1984-91	53
9 Ronnie Harris, 1994-98	44
10 Rufus Crawford, 1978	34

FAIR CATCHES

PLAYER, SEASONS	NO
1 Chris Warren, 1990-97	60
2 Charlie Rogers, 1999-2001	40
3 Kelvin Martin, 1993-94	35
4 Bobby Joe Edmonds, 1986-88	26
5 Paul Johns, 1981-84	23
Joey Galloway, 1995-99	23
Bobby Ingram, 2001-	23
8 Ronnie Harris, 1994-98	22
9 Will Lewis, 1980-81	10
James Jefferson, 1989-93	10

PUNT RETURN YARDS

PLAYER, SEASONS	NO
1 Bobby Joe Edmonds, 1986-88	1,010
2 Charlie Rogers, 1999-2001	925
3 Paul Johns, 1981-84	843
4 Joey Galloway, 1995-99	823
5 Chris Warren, 1990-97	819
6 Kelvin Martin, 1993	550
7 Paul Skansi, 1984-91	500
8 Will Lewis, 1980-81	449
9 Ronnie Harris, 1994-98	360
10 Kenny Easley, 1981-87	302

PUNT RETURN TD'S

PLAYER, SEASONS	NO
1 Joey Galloway, 1995-99	4
2 Paul Johns, 1981-84	2
3 Will Lewis, 1980-81	1
Bobby Joe Edmonds, 1986-88	1
Chris Warren, 1990-97	1
Charlie Rogers, 1999-2001	1
Bobby Ingram, 2001-	1

KICKOFF RETURNS

PLAYER, SEASONS	NO
1 Steve Broussard, 1995-98	165
2 Charlie Rogers, 1999-2001	134
3 Bobby Joe Edmonds, 1986-88	101
4 Chris Warren, 1990-97	86
5 Randall Morris, 1984-88	82
6 Al Hunter, 1977-80	78
7 Zachary Dixon, 1983-84	74
8 Ahman Green, 1998-99	63
9 Michael Bates, 1993-94	56
10 Will Lewis, 1980-81	45

KICKOFF RETURN YARDS

PLAYER, SEASONS	NO
1 Steve Broussard, 1995-98	3,900
2 Charlie Rogers, 1999-2001	3,214
3 Bobby Joe Edmonds, 1986-88	2,228
4 Chris Warren, 1990-97	1,794
5 Al Hunter, 1977-80	1,717
6 Randall Morris, 1984-88	1,621
7 Zachary Dixon, 1983-84	1,594
8 Ahman Green, 1998-99	1,438
9 Michael Bates, 1993-94	1,111
10 Will Lewis, 1980-81	963

KICKOFF RETURN TD'S

PLAYER, SEASONS	NO
1 Zachary Dixon, 1983-84	1
James Jefferson, 1989-93	1
Jon Vaughn, 1993-94	1
Steve Broussard, 1995-98	1
Charlie Rogers, 1999-2001	1
Maurice Morris, 2002-	1

FUMBLES

PLAYER, SEASONS	NO
1 Dave Krieg, 1980-91	108
2 Jim Zorn, 1976-84	49
3 Curt Warner, 1983-89	38
Jon Kitna, 1997-00	38
5 Chris Warren, 1990-97	26
6 Rick Mirer, 1993-96	24
7 Sherman Smith, 1976-82	22
8 Kelly Stouffer, 1988-92	20
9 John L. Williams, 1986-93	18
10 Steve Largent, 1976-89	17

FUMBLE RECOVERIES

PLAYER, SEASONS	NO
1 Jacob Green, 1980-91	17
2 Eugene Robinson, 1985-95	14
3 Dave Brown, 1976-86	11
Jeff Bryant, 1982-93	11
John Harris, 1978-85	11
6 Kenny Easley, 1981-87	9
Greg Gaines, 1981, 83-88	9
Shelton Robinson, 1982-85	9
Terry Wooden, 1990-96	9
Michael Sinclair, 1991-2001	9

FUMBLE RETURN YARDS

PLAYER, SEASONS	NO
1 Michael Sinclair, 1991-2001	94
2 Corey Harris, 1995-96	85
Shawn Springs, 1997-	85
4 Antonio Edwards, 1993-97	83
5 Chad Brown, 1997-	81
6 Jacob Green, 1980-91	79
7 Carlton Gray, 1993-96	62
John Harris, 1978-85	62
9 Fredd Young, 1984-87	58
10 Nesby Glasgow, 1988-92	56

FUMBLE RETURN TD'S

PLAYER, SEASONS	NO
1 Chad Brown, 1997-	3
2 Jacob Green, 1980-91	2
Shelton Robinson, 1982-85	2
Michael Sinclair, 1991-2001	2
5 15 tied with	1

OWN FUMBLE RECOVERIES

PLAYER, SEASONS	NO
1 Dave Krieg, 1980-91	27
2 Jon Kitna, 1997-00	20
3 Curt Warner, 1983-89	13
4 Jim Zorn, 1976-84	12
5 Chris Warren, 1990-97	10
6 John L. Williams, 1986-93	9
7 Edwin Bailey, 1981-91	7
Sherman Smith, 1976-82	7
Rick Mirer, 1993-96	7
10 Bryan Millard, 1984-91	6
Kelly Stouffer, 1988-92	6
Shaun Alexander, 2000-	6

TACKLES

PLAYER, SEASONS	NO
1 Eugene Robinson, 1985-95	984
2 Keith Butler, 1978-87	813
3 Joe Nash, 1982-96	779
4 Jacob Green, 1980-91	718
5 Jeff Bryant, 1982-93	689
6 Dave Brown, 1976-86	684
7 Cortez Kennedy, 1990-00	668
8 John Harris, 1978-85	649
9 Chad Brown, 1997-	621
10 Michael Jackson, 1979-86	574



Manu Tuiasosopo (1979-83)

QUARTERBACK SACKS

PLAYER, SEASONS	NO
1 Jacob Green, 1980-91	116.0
2 Michael Sinclair, 1991-2001	73.5
3 Jeff Bryant, 1982-93	63.0
4 Cortez Kennedy, 1990-00	58.0
5 Joe Nash, 1982-96	47.5
6 Chad Brown, 1997-	40.0
7 Rufus Porter, 1988-94	37.5
8 Sam Adams, 1994-99	22.0
9 Phillip Daniels, 1996-99	21.5
10 Manu Tuiaosopo, 1979-83	21.0

YARDS LOST ON SACKS

PLAYER, SEASONS	NO
1 Jacob Green, 1980-91	753.0
2 Jeff Bryant, 1982-93	469.0
3 Michael Sinclair, 1991-2001	418.5
4 Cortez Kennedy, 1990-00	390.5
5 Joe Nash, 1982-96	312.0
Rufus Porter, 1988-94	312.0
7 Chad Brown, 1997-	231.5
8 Bill Gregory, 1978-80	177.0
9 Sam Adams, 1994-99	157.0
10 Manu Tuiaosopo, 1979-83	156.0

FORCED FUMBLES

PLAYER, SEASONS	NO
1 Jacob Green, 1980-91	28
2 Michael Sinclair, 1991-2001	24
3 Rufus Porter, 1988-94	14
4 Joe Nash, 1982-96	13
Bruce Scholtz, 1982-88	13
6 Jeff Bryant, 1982-93	12
7 Keith Butler, 1978-87	11
Keith Simpson, 1978-85	11
9 4 players tied with	10

BLOCKED PUNTS

PLAYER, SEASONS	NO
1 Kerry Justin, 1978-83, 1986-87	3
2 Don Dufek, 1976-77, 1979	2
Sam Merriman, 1983-87	2
Fredd Young, 1984-87	2
Patrick Hunter, 1986-94	2
6 Sam McCullum, 1976-81	1
Steve Raible, 1976-81	1
Autry Beamon, 1977-79	1
Peter Cronan, 1977-79, 1981	1
Greg Gaines, 1981, 1983-88	1
Byron Walker, 1982-86	1
Terry Taylor, 1984-88, 1994	1
Tony Burse, 1987	1
Michael Bates, 1993-94	1
Alex Bannister, 2001-	1

BLOCKED PUNTS RETURNED FOR TOUCHDOWNS

PLAYER, SEASONS	NO
1 Steve Raible, 1976-81	1
Autry Beamon, 1977-79	1
Jessie Green, 1979-80	1
Eric Lane, 1981-87	1

Sam Merriman, 1983-87	1
Paul Moyer, 1983-89	1
Terry Taylor, 1984-88, 1994	1
Eugene Robinson, 1985-95	1
Alex Bannister, 2001-	1

BLOCKED PAT'S

PLAYER, SEASONS	NO
1 Mike White, 1981-82	3
2 Jeff Bryant, 1982-93	2
Jacob Green, 1980-91	2
Joe Nash, 1982-96	2
5 Dennis Boyd, 1977-79, 1981-82	1
Brian Flores, 1981-82	1
Terry Wooden, 1990-96	1

BLOCKED FIELD GOALS

PLAYER, SEASONS	NO
1 Joe Nash, 1982-96	8
2 Jeff Bryant, 1982-93	3
3 Dennis Boyd, 1977-79, 1981-82	2
Jacob Green, 1980-91	2
Mike White, 1981-82	2
6 16 players tied with	1

BLOCKED FIELD GOALS RETURNED FOR TOUCHDOWN

PLAYER, SEASONS	NO
1 Robert Blackmon, 1990-96	1
Vernon Dean, 1988	1
Byron Walker, 1982-86	1
Shawn Springs, 1997-	1

RETURN TOUCHDOWNS
(TDS SCORED VIA INTERCEPTION, PUNT, KICKOFF, FUMBLE, BLOCKED PUNT, OR BLOCKED FG)

PLAYER, SEASONS	NO
1 Dave Brown, 1976-86	5
2 Jacob Green, 1980-91	4
Joey Galloway, 1995-99	4
Shawn Springs, 1997-	4
Willie Williams, 1997-	4
5 Kenny Easley, 1981-87	3
Keith Simpson, 1978-86	3
Terry Taylor, 1984-88, 1994	3
Chad Brown, 1997-	3
10 12 players tied with	2



Joe Cain 1989-92, 1997

YEARLY LEADERS

TOUCHDOWNS

	G	TOT	RUSH	REC	RET	PAT	PTS	
1976	Sherman Smith	12	5	4	1	0	0/0	30
1977	Steve Largent	14	10	0	10	0	0/0	60
1978	David Sims	12	15*	14*	1	0	0/0	90*
1979	Sherman Smith	16	15	11	4	0	0/0	90
1980	Jim Jodat	16	6	5	1	0	0/0	36
1981	Steve Largent	16	10	1	9	0	0/0	60
1982	Steve Largent	8	3	0	3	0	0/0	18
1983	Curt Warner	16	14+	13	1	0	0/0	84
1984	Steve Largent	16	12	0	12	0	0/0	72
1985	Daryl Turner	16	13	0	13*	0	0/0	78
1986	Curt Warner	16	13	13+	0	0	0/0	78
1987	Curt Warner	12	10	8	2	0	0/0	60
1988	Curt Warner	16	12	10	2	0	0/0	72
1989	John L. Williams	15	7	1	6	0	0/0	42
1990	Derrick Fenner	16	15+	14+	1	0	0/0	90
1991	John L. Williams	16	5	4	1	0	0/0	30
1992	Tommy Kane	11	3	0	3	0	0/0	18
	Chris Warren	16	3	3	0	0	0/0	18
	John L. Williams	16	3	1	2	0	0/0	18
1993	Chris Warren	14	7	7	0	0	0/0	42
1994	Chris Warren	16	11	9	2	0	1/1	68
1995	Chris Warren	16	16	15+	1	0	0/1	96
1996	Lamar Smith	16	8	8	0	0	3/3	54
	Joey Galloway	16	8	0	7	1	0/0	48
1997	Joey Galloway	15	12	0	12+	0	0/0	72
1998	Joey Galloway	16	12	0	10#	2	0/0	72
1999	Derrick Mayes	16	10	0	10	0	0/0	60
2000	Ricky Watters	16	9	7	2	0	0/0	54
2001	Shaun Alexander	16	16	14+	2	0	0/0	96+
2002	Shaun Alexander	16	18^	16^	2	0	0/0	108^

KICK SCORING

	G	PATs	FGs	PTS.
1976	John Leypoldt	11	19-22	43
1977	John Leypoldt	14	33-37	60
1978	Efren Herrera	16	40-44	79
1979	Efren Herrera	16	43-46	100
1980	Efren Herrera	16	33-33	93
1981	Efren Herrera	12	23-25	59
1982	Norm Johnson	9	13-14	43
1983	Norm Johnson	16	49-50	103
1984	Norm Johnson	16	50-51	110
1985	Norm Johnson	16	40-41	82
1986	Norm Johnson	16	42-42	108
1987	Norm Johnson	13	40-40	85
1988	Norm Johnson	16	39-39	105
1989	Norm Johnson	16	27-27	72
1990	Norm Johnson	16	33-34	102
1991	John Kasay	16	27-28	102
1992	John Kasay	16	14-14	56
1993	John Kasay	16	29-29	98
1994	John Kasay	16	25-26	85
1995	Todd Peterson	16	40-40	109
1996	Todd Peterson	16	27-27	111
1997	Todd Peterson	16	37-37	103
1998	Todd Peterson	16	41-41	98
1999	Todd Peterson	16	32-32	134
2000	Rian Lindell	12	25-25	70
2001	Rian Lindell	16	33-33	93
2002	Rian Lindell	16	38-38	107

* Led NFL; + Led AFC; # Tied AFC; ^ Led NFC

RUSHING

		G	ATT	YDS	AVG	LG	TD
1976	Sherman Smith	12	119	537	4.5	53	4
1977	Sherman Smith	14	163	763	4.7	39	4
1978	Sherman Smith	12	165	805	4.9	67	6
1979	Sherman Smith	16	194	775	4.0	31	11
1980	Jim Jodat	16	155	632	4.1	26	5
1981	Theotis Brown	10	141	531	3.8	43	6
1982	Sherman Smith	9	63	202	3.2	19	0
1983	Curt Warner	16	335+	1449+	4.3	60	13
1984	David Hughes	16	94	327	3.3	14	1
1985	Curt Warner	16	291	1094	3.8	38	8
1986	Curt Warner	16	319+	1481+	4.6	60	13+
1987	Curt Warner	12	234	985	4.2	57	8
1988	Curt Warner	16	266	1025	3.9	29	10
1989	Curt Warner	16	194	631	3.3	34	3
1990	Derrick Fenner	16	215	859	4.0	36	14*
1991	John L. Williams	16	188	741	3.9	42	4
1992	Chris Warren	16	223	1017	4.6	52	3
1993	Chris Warren	14	273	1072	3.9	45	7
1994	Chris Warren	16	333	1545+	4.6+	41	9
1995	Chris Warren	16	310	1346	4.3	52	15+
1996	Chris Warren	14	203	885	4.2	51	5
1997	Chris Warren	15	200	847	4.2	36	4
1998	Ricky Watters	16	319	1239	3.9	39t	9
1999	Ricky Watters	16	325	1210	3.7	45	5
2000	Ricky Watters	16	278	1242	4.5	55	7
2001	Shaun Alexander	16	309	1318	4.3	88t	14+
2002	Shaun Alexander	16	295	1175	4.0	58	16^

PASSING

	G/S	ATT	CMP	YDS	PCT	TD	INT	RATE
1976	Jim Zorn	14/14	439*	208	2571	47.3	12	27 49.5
1977	Jim Zorn	10/10	251	104	1683	41.4	16	19 54.3
1978	Jim Zorn	16/16	443+	248+	3283+	56.0	15	20 72.2
1979	Jim Zorn	16/16	505	285	3661	56.4	20	18 77.7
1980	Jim Zorn	16/16	488	276	3346	56.6	17	20 72.3
1981	Jim Zorn	13/13	397	236	2788	59.4	13	9 82.3
1982	Jim Zorn	9/7	245	126	1540	51.4	7	11 62.0
1983	Dave Krieg	9/8	243	147	2139	60.5	18	11 95.0
1984	Dave Krieg	16/16	480	276	3671	57.5	32	24 83.3
1985	Dave Krieg	16/16	532	285	3602	53.6	27	20 76.2
1986	Dave Krieg	15/15	375	225	2921	60.0	21	11 91.0
1987	Dave Krieg	12/12	294	178	2131	60.5	23	15 87.6
1988	Dave Krieg	9/9	228	134	1741	58.8	18	8* 94.6
1989	Dave Krieg	15/14	499	286	3309	57.3	21	20 74.8
1990	Dave Krieg	16/16	448	265	3194	59.2	15	20 73.6
1991	Dave Krieg	10/9	285	187	2080	65.6*	11	12 82.5
1992	Stan Gelbaugh	10/8	255	121	1307	47.5	6	11 52.9
1993	Rick Mirer	16/16	486	274	2833	56.4	12	17 67.0
1994	Rick Mirer	13/13	381	195	2151	51.2	11	7* 70.2
1995	Rick Mirer	15/13	391	209	2564	53.5	13	20+ 63.7
1996	John Friesz	8/6	211	120	1629	56.9	8	4 86.4
1997	Warren Moon	15/14	528	313	3678	59.3	25	16 83.7
1998	Warren Moon	10/10	258	145	1632	56.2	11	8 76.6
1999	Jon Kitna	15/15	495	270	3346	54.5	23	16 77.7
2000	Jon Kitna	15/12	418	259	2658	62.0	18	19 75.6
2001	Matt Hasselbeck	13/12	321	176	2023	54.8	7	8 70.9
2002	Matt Hasselbeck	16/10	419	267	3075	63.7^	15	10 87.8

* Led NFL; + Led AFC; ^ Led NFC

RECEIVING

	G	No	Yds	Avg	LG	TD
1976 Steve Largent	14	54	705	13.0	45	4
1977 Steve Largent	14	33	643	19.4	74	10
1978 Steve Largent	16	71+	1168	16.5	57	8
1979 Steve Largent	15	66	1237+	18.7	55	9
1980 Steve Largent	16	66	1064	16.1	67	6
1981 Steve Largent	16	75	1224	16.3	57	9
1982 Steve Largent	8	34	493	14.5	45	3
1983 Steve Largent	15	72	1074	14.9	46	11
1984 Steve Largent	16	74	1164	15.7	65	12
1985 Steve Largent	16	79	1287+	16.3	43	6
1986 Steve Largent	16	70	1070	15.3	38	9
1987 Steve Largent	13	58	912	15.7	55	8
1988 John L. Williams	16	58	651	11.2	75	3
1989 Brian Blades	16	77	1063	13.8	60	5
1990 John L. Williams	16	73	699	9.6	60	0
1991 Brian Blades	16	70	1003	14.3	52	2
1992 John L. Williams	16	74	556	7.5	27	2
1993 Brian Blades	16	80	945	11.8	41	3
1994 Brian Blades	16	81	1086	13.4	45	4
1995 Brian Blades	16	77	1001	13.0	49	4
1996 Joey Galloway	16	57	987	17.3	65	7
1997 Joey Galloway	15	72	1049	14.6	53	12+
1998 Joey Galloway	16	65	1047	16.1	81t	10#
1999 Derrick Mayes	16	62	829	13.4	43t	10
2000 Sean Dawkins	16	63	731	11.6	40	5
Ricky Watters	16	63	613	9.7	59	2
2001 Darrell Jackson	16	70	1081	15.4	64	8
2002 Koren Robinson	16	78	1240	15.9	83	5

RECEIVING YARDS


	G	Yds	No	Avg	LG	TD
1976 Steve Largent	14	705	54	13.0	45	4
1977 Steve Largent	14	643	33	19.4	74	10
1978 Steve Largent	16	1168	71+	16.5	57	8
1979 Steve Largent	15	1237+	66	18.7	55	9
1980 Steve Largent	16	1064	66	16.1	67	6
1981 Steve Largent	16	1224	75	16.3	57	9
1982 Steve Largent	8	493	34	14.5	45	3
1983 Steve Largent	15	1074	72	14.9	46	11
1984 Steve Largent	16	1164	74	15.7	65	12
1985 Steve Largent	16	1287+	79	16.3	43	6
1986 Steve Largent	16	1070	70	15.3	38	9
1987 Steve Largent	13	912	58	15.7	55	8
1988 Brian Blades	16	682	40	17.1	55	8
1989 Brian Blades	16	1063	77	13.8	60	5
1990 Tommy Kane	16	776	52	14.9	63	4
1991 Brian Blades	16	1003	70	14.3	52	2
1992 John L. Williams	16	556	74	7.5	27	2
1993 Brian Blades	16	945	80	11.8	41	3
1994 Brian Blades	16	1086	81	13.4	45	4
1995 Joey Galloway	16	1037	67	15.5	59	7
1996 Joey Galloway	16	987	57	17.3	65	7
1997 Joey Galloway	15	1049	72	14.6	53	12+
1998 Joey Galloway	16	1047	65	16.1	81t	10#
1999 Sean Dawkins	16	992	58	17.1	45t	7
2000 Sean Dawkins	16	731	63	11.6	40	5
2001 Darrell Jackson	16	1081	70	15.4	64	8
2002 Koren Robinson	16	1240	78	15.9	83	5

* Led NFL; + Led AFC; # Tied AFC

INTERCEPTIONS

	G	No	Yds	AVG	LG	TD
1976 Dave Brown	14	4	70	17.5	33	0
Rolly Woolsey	14	4	19	4.7	13	0
1977 Autry Beamon	14	6	36	6.0	16	0
1978 Cornell Webster	15	5	9	1.8	14	0
1979 Dave Brown	16	5	46	9.2	23	0
1980 Dave Brown	16	6	32	5.3	24	0
John Harris	16	6	28	4.7	15	0
1981 John Harris	16	10+	155	15.5	42	2+
1982 Kenny Easley	8	4	48	12.0	44	0
John Harris	9	4	33	8.3	18	0
1983 Kenny Easley	16	7	96	13.2	38	0
1984 Kenny Easley	16	10+	126	12.6	58	2*
1985 John Harris	16	7	20	2.9	17	0
1986 Dave Brown	16	5	58	11.6	24	1
1987 Kenny Easley	12	4	47	11.8	22	0
1988 Paul Moyer	16	6	79	13.2	34	0
1989 Eugene Robinson	16	5	24	4.8	20	0
1990 Eugene Robinson	16	3	89	29.7	39	0
Dwayne Harper	16	3	69	23.0	47	0
1991 Eugene Robinson	16	5	56	11.2	27	0
1992 Eugene Robinson	16	7	126	18.0	49	0
1993 Eugene Robinson	16	9*	80	8.9	28	0
1994 Patrick Hunter	5	3	85	28.3	51	0
Terry Wooden	16	3	78	26.0	69t	1
Orlando Watters	16	3	39	13.0	18	1
Eugene Robinson	13	3	18	6.0	18	0
1995 Robert Blackmon	13	5	46	9.2	21	0
1996 Darryl Williams	16	5	148	29.6	79	1
1997 Darryl Williams	16	8+	172	21.5	44	1
1998 Shawn Springs	16	7	142	20.3	56t	2#
1999 Shawn Springs	16	5	77	15.4	42	0
Willie Williams	16	5	43	8.6	40t	1
2000 Jay Bellamy	16	4	132	33.0	84t	1
Willie Williams	16	4	74	18.5	69t	1
2001 Willie Williams	16	4	24	6.0	24	0
2002 Reggie Tongue	16	5	118	23.6	46t	1

* Led NFL; + Led AFC; # Tied AFC



Eugene Robinson (1985-95)

PUNTING

	G	No	Yds	AVG	NET	LG	TB	I20	BLK
1976 Rick Engles	14	80	3067	38.3	29.9	55	3	13	2
1977 Herman Weaver	13	58	2293	39.5	31.8	59	4	10	1
1978 Herman Weaver	16	66	2440	37.0	29.5	59	6	13	0
1979 Herman Weaver	16	66	2651	40.2	33.4	60	3	11	3
1980 Herman Weaver	16	67	2798	41.8	31.6	62	7	14	2
1981 Jeff West	15	66	2578	39.1	36.1+	56	2	16	0
1982 Jeff West	9	48	1835	38.2	36.7	52	3	8	0
1983 Jeff West	16	79	3115	39.5	34.6	56	10	25	0
1984 Jeff West	16	95	3567	37.5	33.3	60	10	24	0
1985 Dave Finzer	12	68	2766	40.7	34.6	61	6	12	0
1986 Vince Gamache	16	79	3048	38.6	33.0	55	7	10	0
1987 Ruben Rodriguez	12	47	1880	40.0	34.0	63	5	17	0
1988 Ruben Rodriguez	16	70	2858	40.8	36.8	68	4	14	0
1989 Ruben Rodriguez	16	75	2995	39.9	32.9	59	8	17	1
1990 Rick Donnelly	16	67	2722	40.6	34.4	54	8	18	0
1991 Rick Tuten	10	49	2106	43.0	36.9	60	3	8	0
1992 Rick Tuten	16	108*	4760*	44.1	38.7	65	8	29*	0
1993 Rick Tuten	16	90	4007	44.5	37.3	64	7	21	1
1994 Rick Tuten	16	91	3905	42.9	36.7	64	7	33	0
1995 Rick Tuten	16	83	3735	45.0*	36.5	73*	8	21	0
1996 Rick Tuten	16	85	3746	44.1	34.5	66	7	21	1
1997 Rick Tuten	11	48	2007	41.8	36.4	65	5	15	0
1998 Jeff Feagles	16	81	3570	44.1	36.5	59	12	27	0
1999 Jeff Feagles	16	84	3425	40.8	35.2	59	5	34	0
2000 Jeff Feagles	16	74	2960	40.0	36.9	57	2	24	1
2001 Jeff Feagles	16	85	3730	43.9	36.4	68	7	26	1
2002 Jeff Feagles	16	61	2542	41.7	37.0	58	4	22	0

PUNT RETURNS

	G	No	FC	Yds	AVG	LG	TD
1976 Lyle Blackwood	11	19	2	132	6.9	26	0
1977 Walter Packer	10	20	0	131	6.5	31	0
1978 Rufus Crawford	16	34	4	284	8.4	22	0
1979 Tony Green	11	16	3	121	7.6	30	0
1980 Will Lewis	16	41	9	349	8.5	75	1
1981 Paul Johns	16	16	4	177	11.1	34	0
1982 Paul Johns	9	19	10	210	11.1	37	0
1983 Paul Johns	11	28	5	316	11.3	75	1*
1984 Kenny Easley	16	16	5	194	12.1	42	0
1985 Paul Skansi	12	31	7	312	10.1	32	0
1986 Bobby Joe Edmonds	15	34	14	419	12.3*	75	1+
1987 Bobby Joe Edmonds	11	20	4	251	12.6+	40	0
1988 Bobby Joe Edmonds	16	35	8	340	9.7	41	0
1989 David Hollis	10	18	7	164	9.1	21	0
1990 Chris Warren	16	28	16	269	9.6	39	0
1991 Chris Warren	16	32	19	298	9.3	59	1*
1992 Chris Warren	16	34	25	252	7.4	16	0
1993 Kelvin Martin	16	32	15	270	8.4	33	0
1994 Kelvin Martin	16	33	20	280	8.5	23	0
1995 Joey Galloway	16	36	12	360	10.0	89*	1
1996 Joey Galloway	16	15	5	158	10.5	88+	1+
1997 Ronnie Harris	13	21	12	144	6.9	19	0
1998 Joey Galloway	16	25	5	251	10.0	74t	2@
1999 Charlie Rogers	12	22	18	318	14.5*	94t*	1
2000 Charlie Rogers	15	26	12	363	14.0	43	0
2001 Charlie Rogers	13	25	10	244	9.8	34	0
2002 Bobby Engram	15	21	23	224	10.7	61t	1

* Led NFL; @ Tied NFL; + Led AFC; # Tied AFC

KICKOFF RETURNS

	G	No	Yds	AVG	LG	TD	
1976	Oliver Ross	10	30	655	21.8	45	0
1977	Al Hunter	12	36	820	22.7	41	0
1978	Al Hunter	16	16	385	24.1	38	0
1979	Tony Green	11	20	437	21.9	31	0
1980	Will Lewis	16	25	585	23.4	54	0
1981	Will Lewis	10	20	378	18.9	36	0
1982	Horace Ivory	6	10	224	22.4	30	0
1983	Zachary Dixon	13	49*	1448*	23.4	94	1*
1984	David Hughes	16	17	348	20.5	38	0
1985	Randall Morris	16	31	636	20.5	58	0
1986	Bobby Joe Edmonds	15	34	764	22.5	46	0
1987	Bobby Joe Edmonds	11	27	564	20.9	43	0
1988	Bobby Joe Edmonds	16	40	900	22.5	65	0
1989	James Jefferson	16	22	511	23.2	97*	1*
1990	Chris Warren	16	23	478	20.8	71	0
1991	Chris Warren	16	35	792	22.6	55	0
1992	Chris Warren	16	28	524	18.7	34	0
1993	Michael Bates	16	30	602	20.1	46	0
1994	Michael Bates	15	26	508	19.5	38	0
1995	Steve Broussard	15	43	1062	24.7	70	0
1996	Steve Broussard	12	43	979	22.8	86	0
1997	Steve Broussard	16	50	1076	21.5	43	0
1998	Steve Broussard	15	29	781	26.9	90t	1
1999	Ahman Green	14	36	818	22.7	54	0
2000	Charlie Rogers	15	66	1629	24.7	81t	1
2001	Charlie Rogers	13	50	1120	22.4	64	0
2002	Maurice Morris	11	34	821	24.1	97t	1

* Led NFL; + Led AFC

SACKS

	G	No
1976	Steve Niehaus	14 9.5
1977	Alden Roche	12 3.5
1978	Bill Gregory	16 9.0
1979	Manu Tuiaosopo	16 8.0
1980	Jacob Green	14 6.5
1981	Jacob Green	16 12.0
1982	Jeff Bryant	9 3.0
	Jacob Green	9 3.0
1983	Jacob Green	16 16.0
1984	Jeff Bryant	16 14.5
1985	Jacob Green	16 13.5
1986	Jacob Green	16 12.0
1987	Jacob Green	12 9.5
1988	Jacob Green	16 9.0
1989	Rufus Porter	16 10.5
1990	Jacob Green	16 12.5
1991	Rufus Porter	15 10.0
1992	Cortez Kennedy	16 14.0
1993	Michael Sinclair	9 8.0
1994	Michael Sinclair	12 4.5
1995	Antonio Edwards	13 6.5
	Cortez Kennedy	16 6.5
1996	Michael McCrary	16 13.5+
1997	Michael Sinclair	16 12.0
1998	Michael Sinclair	16 16.5*
1999	Phillip Daniels	16 9.0
2000	Chad Brown	16 6.0
	Lamar King	14 6.0
2001	John Randle	15 11.0
2002	John Randle	12 7.0

* Led NFL; + Led AFC



Rufus Porter (1988-94)

DEFENSIVE STATISTICS

TACKLES

Includes solo and assists

		G	No			G	No
1976	Dave Brown	14	111	1990	Nesby Glasgow	16	83
1977	Terry Beeson	14	134	1991	Terry Wooden	16	100
1978	Terry Beeson	16	153	1992	Eugene Robinson	16	94
1979	Terry Beeson	16	114	1993	Eugene Robinson	16	111
1980	Michael Jackson	15	136	1994	Rod Stephens	16	128
1981	Michael Jackson	16	140	1995	Terry Wooden	16	135
1982	Michael Jackson	8	64	1996	Dean Wells	16	107
1983	Bruce Scholtz	16	104	1997	Chad Brown	15	104
1984	Shelton Robinson	16	93	1998	Chad Brown	16	150
1985	Fredd Young	16	118	1999	Chad Brown	15	117
1986	Fredd Young	15	121	2000	Anthony Simmons	16	147
1987	Fredd Young	13	101	2001	Anthony Simmons	16	123
1988	Eugene Robinson	16	114	2002	Reggie Tongue	16	93
1989	Eugene Robinson	16	102				

SPECIAL TEAMS TACKLES

		G	No			G	No
1976	Don Dufek	14	15	1990	James Jones	16	15
1977	Peter Cronan	14	11	1991	David Daniels	16	12
	Charles McShane	14	11		Rod Stephens	16	12
1978	Cornell Webster	15	12		Chris Warren	16	12
1979	Don Dufek	13	18	1992	Tracy Johnson	16	18
1980	Don Dufek	8	13	1993	Michael Bates	16	22
1981	Mike Tice	16	11	1994	Dean Wells	15	16
1982	Eric Lane	9	6	1995	Mack Strong	16	19
	Ken McAlister	9	6	1996	Jay Bellamy	16	34
1983	Don Dufek	14	18	1997	Tim Hauck	16	22
1984	Sam Merriman	16	21	1998	Kerry Joseph	16	14
1985	John Kaiser	16	14	1999	James Logan	16	18
1986	Eric Lane	15	16	2000	Isaiah Kacyvenski	16	15
1987	David Hollis	11	10	2001	Isaiah Kacyvenski	16	21
1988	Rufus Porter	16	16	2002	Terreal Bierria	14	16
1989	Rufus Porter	16	13				



Michael Jackson (1979-86)

TOP SINGLE-GAME PERFORMANCES

(CHRONOLOGICAL)

100 YARDS RUSHING

PLAYER	OPPONENT	ATT	Yds	AVG.	LG	TD
1 * Sherman Smith	vs. Atlanta 11/7/76	14	124	8.9	53t	1
2 David Sims	at N.Y. Jets 9/17/78	23	121	5.3	25	3
3 David Sims	at Green Bay 10/15/78	22	104	4.7	12	1
4 Sherman Smith	at Chicago 11/5/78	23	152	6.6	67t	2
5 David Sims	vs. Baltimore 11/12/78	14	106	7.6	44t	2
6 Al Hunter	vs. Kansas City 12/17/78	27	133	4.9	55t	2
7 Dan Doornink	at Atlanta 10/29/79	21	122	5.8	26t	2
8 Jim Jodat	at Washington 9/28/80	22	117	5.3	12	0
9 Theotis Brown	at N.Y. Jets 10/25/81	14	104	7.4	43	0
10 * Curt Warner	at N.Y. Jets 9/11/83	25	128	5.1	31	2
11 * Curt Warner	vs. San Diego 9/18/83	22	109	5.9	23	2
12 * Curt Warner	at L.A. Raiders 10/30/83	23	101	4.4	24	1
13 * Curt Warner	vs. Denver 11/6/83	24	135	5.6	23	0
14 * Curt Warner	vs. Kansas City 11/27/83 (OT)	32	207	6.5	28	3
15 * Curt Warner	vs. New England 12/18/83	26	116	4.5	14	0
16 Eric Lane	at Minnesota 9/30/84	14	113	8.1	40t	1
17 Curt Warner	at San Diego 9/15/85	28	169	6.0	21	2
18 Curt Warner	at Denver 10/20/85 (OT)	27	136	5.0	19	0
19 Curt Warner	vs. New England 11/17/85	24	105	4.4	24	0
20 Curt Warner	vs. Pittsburgh 9/7/86	21	114	5.4	31	0
21 Curt Warner	at Washington 9/28/86	16	106	6.6	29	1
22 Curt Warner	vs. San Diego 10/6/86	28	142	5.1	21	0
23 Curt Warner	at Denver 10/26/86	21	139	6.6	14	0
24 Curt Warner	at Dallas 11/27/86	22	122	5.5	19	1
25 Curt Warner	vs. L.A. Raiders 12/8/86	23	116	5.0	18	2
26 Curt Warner	vs. Denver 12/20/86	24	192	8.0	60t	3
27 John L. Williams	vs. Kansas City 9/20/87	15	112	7.5	48	1
28 Curt Warner	at L.A. Raiders 10/25/87	29	112	3.9	9	2
29 Curt Warner	vs. Green Bay 11/15/87	25	123	4.9	57	1
30 Curt Warner	vs. San Diego 11/22/87	23	119	5.2	27	1
31 Curt Warner	at Atlanta 10/2/88	22	110	5.0	21	1
32 John L. Williams	vs. Houston 11/13/88	13	102	7.8	44t	1
33 Curt Warner	vs. L.A. Raiders 11/28/88	27	130	4.8	26	0
John L. Williams	vs. L.A. Raiders 11/28/88	17	105	6.2	24	0
35 Curt Warner	vs. Denver 12/11/88	23	126	5.5	18	4
John L. Williams	vs. Denver 12/11/88	20	109	5.5	18	0
37 Curt Warner	at L.A. Raiders 10/1/89	21	102	4.8	21	1
38 Derrick Fenner	at Denver 9/23/90 (OT)	22	144	6.5	28	3
39 Derrick Fenner	at Green Bay 12/9/90	20	112	5.5	36	1
40 John L. Williams	vs. Denver 11/24/91	17	109	6.4	42	0
41 Chris Warren	at New England 9/20/92	24	122	5.1	33	1
42 Chris Warren	vs. Washington 11/8/92	19	103	5.4	36	0
43 Chris Warren	vs. Kansas City 11/22/92	20	154	7.7	35	1
44 Chris Warren	at New England 9/19/93	36	174	4.5	17	1
45 Chris Warren	vs. Cleveland 11/14/93	24	112	4.7	20	0
46 Chris Warren	vs. Phoenix 12/19/93 (OT)	27	168	6.2	45	1
47 Jon Vaughn	vs. Pittsburgh 12/26/93	26	131	5.0	37	0
48 Chris Warren	at Washington 9/4/94	22	100	4.5	13	2
49 Chris Warren	vs. Pittsburgh 9/25/94	26	126	4.8	28	1
50 Chris Warren	at Kansas City 10/23/94	19	117	6.2	41	0
51 Chris Warren	at Denver 11/13/94	18	122	6.8	23	1
52 Chris Warren	vs. Tampa Bay 11/20/94	16	116	7.3	31	0
53 Chris Warren	at Houston 12/11/94	30	185	6.2	33	1
54 Chris Warren	vs. L.A. Raiders 12/18/94	24	122	5.1	33	1
55 John L. Williams	at Kansas City 1/2/94	16	102	6.4	38	1

	PLAYER	OPPONENT	ATT	YDS	AVG.	LG	TD
56	Chris Warren	vs. Cincinnati 9/17/95	24	109	4.5	30	1
57	Chris Warren	vs. Denver 10/1/95	24	115	4.8	18	3
58	Chris Warren	vs. San Diego 10/22/95	18	112	6.2	17	2
59	Chris Warren	at Arizona 10/29/95 (OT)	23	127	5.5	52	0
60	Chris Warren	at Jacksonville 11/12/95	27	121	4.5	29	1
61	Chris Warren	at Washington 11/19/95	29	136	4.7	14	1
62	Chris Warren	at Denver 12/10/95	18	101	5.6	24	1
63	Chris Warren	vs. Oakland 12/17/95	17	105	6.2	35	3
64	Chris Warren	vs. Green Bay 9/29/96	18	103	5.7	37	1
65	Lamar Smith	at Detroit 10/17/96	33	148	4.5	18	1
66	Chris Warren	vs. San Diego 10/27/96	19	146	7.7	50	1
67	Chris Warren	vs. Buffalo 12/8/96	21	116	5.5	51	0
68	Steve Broussard	vs. Tennessee 10/5/97	6	138	23.0	77	2
69	*Ahman Green	at Philadelphia 9/6/98	6	100	16.7	64	1
70	Ricky Watters	vs. Arizona 9/13/98	22	105	4.8	17	0
71	Ricky Watters	vs. Washington 9/20/98	24	136	5.7	33	1
72	Ricky Watters	vs. Kansas City 11/8/98	24	105	4.4	13	2
73	Ricky Watters	vs. Indianapolis 12/20/98	32	178	4.2	38	1
74	Ricky Watters	at Green Bay 11/1/99	31	125	4.0	45	0
75	Ricky Watters	vs. Cincinnati 11/7/99	27	133	4.9	19t	1
76	Ricky Watters	at Kansas City 11/21/99	24	107	4.5	45	2
77	Ricky Watters	at Denver 12/19/99	16	115	7.2	26	1
78	Ricky Watters	vs. New Orleans 9/17/00	22	105	4.8	16	1
79	Ricky Watters	vs. Oakland 12/16/00	26	168	6.5	53	0
80	Shaun Alexander	vs. Jacksonville 10/7/01	31	176	5.7	23	2
81	Shaun Alexander	vs. Denver 10/14/01	33	142	4.3	60t	2
82	Shaun Alexander	vs. Oakland 11/11/01	35	266	7.6	88t	3
83	Ricky Watters	vs. Dallas 12/16/01	28	104	3.7	18	1
84	Shaun Alexander	vs. Kansas City 1/6/02	20	127	6.4	44t	1
85	Shaun Alexander	vs. Minnesota 9/29/02	24	139	5.8	43	4
86	Shaun Alexander	vs. Kansas City 11/24/02	23	145	6.3	46t	2
87	Shaun Alexander	vs. Philadelphia 12/8/02	17	123	7.2	58	0
88	Shaun Alexander	at Atlanta 12/15/02	28	127	4.5	27t	2

* Rookie

100 YARDS: Warren 24, Warner 23, Watters 11, Alexander 8, Williams 6, Sims 3, Fenner 2, S. Smith 2, Broussard 1, Brown 1, Doornink 1, Hunter 1, Jodat 1, Lane 1, L. Smith 1, Vaughn 1, Green 1.

100 YARDS RECEIVING (CHRONOLOGICAL)

	PLAYER	OPPONENT	No	YDS	AVG.	LG	TD
1	Sam McCullum	vs. St. Louis 9/12/76	4	112	28.0	72t	2
2	* Steve Largent	vs. San Francisco 9/26/76	7	128	18.3	41	1
3	Steve Raible	at Minnesota 11/14/76	3	112	37.7	80t	1
4	* Steve Largent	vs. New Orleans 11/21/76	6	101	16.8	22	1
5	+*David Sims	at Cincinnati 9/25/77	4	105	26.3	82t	1
6	Steve Largent	vs. Buffalo 10/30/77	4	134	33.5	48t	2
	Duke Ferguson	vs. Buffalo 10/30/77	4	113	28.3	45	1
8	Steve Largent	vs. San Diego 11/27/77	4	116	29.0	74t	2
9	Steve Largent	vs. San Diego 9/3/78	6	127	21.2	33t	1
10	Steve Largent	at Green Bay 10/15/78	6	127	21.2	48t	1
11	Steve Largent	at Chicago 11/5/78	6	126	21.0	31	2
12	Steve Largent	vs. Cleveland 12/3/78	8	108	13.5	27	1
13	Steve Largent	vs. L.A. Raiders 9/16/79	5	139	27.8	40t	2
14	Steve Largent	at Denver 9/23/79	6	110	18.3	42	0
15	Steve Largent	vs. Houston 10/21/79	6	135	22.5	55t	2
16	Steve Largent	vs. New Orleans 11/18/79	9	146	16.2	34t	2
17	Steve Largent	at Atlanta 10/29/79	6	127	21.2	53	0
18	Steve Largent	at Kansas City 12/2/79	9	120	13.3	28	2
19	Sam McCullum	vs. Denver 12/8/79	5	102	20.4	58	0
20	Sam McCullum	at Oakland 12/16/79	8	173	21.6	65t	1

	PLAYER	OPPONENT	NO	YDS	AVG.	LG	TD
21	Steve Largent	vs. New England 9/21/80	6	127	21.2	31t	2
22	Sam McCullum	at N.Y. Jets 10/19/80	5	107	21.4	58	0
23	Steve Largent	at Oakland 10/26/80	4	142	35.5	67t	1
24	Steve Largent	vs. Philadelphia 11/02/80	6	101	16.8	27	1
25	Steve Largent	vs. N.Y. Giants 12/7/80	8	139	17.4	34t	1
26	Steve Largent	at Cincinnati 9/6/81	8	114	14.3	36	1
27	Sam McCullum	at Oakland 9/20/81	6	122	20.3	36t	1
28	+*David Hughes	vs. Kansas City 9/27/81	12	103	8.6	22	0
29	Steve Largent	vs. San Diego 10/4/81	5	118	23.6	34	1
30	Steve Largent	vs. N.Y. Jets 12/6/81	7	169	24.1	57	1
31	Paul Johns	at Denver 11/21/82	5	103	20.6	35	0
32	Steve Largent	vs. Pittsburgh 11/28/82	5	109	21.8	45	0
33	Steve Largent	vs. Chicago 12/12/82	8	111	13.9	34	0
34	Steve Largent	vs. San Diego 9/18/83	8	116	14.5	41t	2
35	Steve Largent	vs. Washington 9/25/83	8	130	19.3	45	2
36	^ Charle Young	at San Diego 10/9/83	7	140	20.0	43	0
37	Paul Johns	vs. Pittsburgh 10/23/83	6	118	19.7	28t	1
38	Steve Largent	at St. Louis 11/13/83	8	155	19.4	45	3
39	Paul Johns	at Denver 11/20/83	9	116	12.9	20	0
40	Steve Largent	vs. New England 12/18/83	7	133	19.0	46	1
41	Paul Johns	at New England 9/16/84	8	105	13.1	25	0
42	Steve Largent	at Minnesota 9/30/84	8	130	16.3	30	1
43	Steve Largent	vs. Buffalo 10/14/84	5	106	21.2	51t	2
44	Steve Largent	at Green Bay 10/21/84	7	129	18.4	31	1
45	Steve Largent	at Denver 11/25/84	12	191	15.9	65	1
46	Steve Largent	vs. Detroit 12/2/84	8	104	13.0	22	2
47	Daryl Turner	at San Diego 9/15/85	7	121	17.3	34	4
48	Steve Largent	at New Orleans 11/10/85	5	110	22.0	43	0
49	Steve Largent	vs. New England 11/17/85	8	138	17.3	27	0
50	Steve Largent	vs. Kansas City 12/01/85	7	101	14.4	31	1
51	Steve Largent	vs. Atlanta 10/13/85	8	103	12.9	27	1
52	Ray Butler	at New England 9/21/86	3	128	42.7	67t	2
53	Byron Franklin	vs. San Diego 10/6/86	5	118	23.6	46t	1
54	Steve Largent	vs. N.Y. Jets 11/2/86	7	108	15.4	30	1
55	Steve Largent	at Cincinnati 11/16/86	7	102	14.6	28	0
56	Steve Largent	vs. Denver 12/20/86	6	101	16.8	27	0
57	Jimmy Teal	vs. Miami 10/4/87	9	137	15.2	47	0
58	Steve Largent	at Detroit 10/18/87	15	261	17.4	55	3
59	Ray Butler	vs. Denver 12/13/87	6	107	17.8	40t	2
60	+John L. Williams	at Chicago 12/20/87	8	117	14.6	75t	1
61	* Brian Blades	vs. New Orleans 10/16/88	8	145	18.1	52	1
62	Brian Blades	at L.A. Raiders 12/11/88	4	123	30.8	55	2
	+John L. Williams	at L.A. Raiders 12/18/88	7	180	25.7	75t	1
64	Brian Blades	vs. Phoenix 9/17/89	9	146	16.2	28	1
65	Brian Blades	at L.A. Raiders 10/1/89	7	113	16.1	32	1
66	Brian Blades	vs. San Diego 10/29/89	10	117	11.7	21	1
67	Brian Blades	at Denver 11/26/89	8	122	15.3	29	0
68	Brian Blades	at Cincinnati 12/10/89	6	107	17.8	60t	1
69	+John L. Williams	vs. L.A. Raiders 12/17/89	12	129	10.8	36	1
70	+John L. Williams	at San Diego 11/25/90	9	110	12.2	60	0
71	Tommy Kane	at Miami 12/16/90	10	162	16.2	25	0
72	Brian Blades	at New Orleans 9/1/91	12	160	13.3	31	2
73	Brian Blades	at Denver 9/15/91	5	107	21.4	47	1
	Tommy Kane	at Denver 9/15/91	6	122	20.3	38	0
75	Tommy Kane	at Pittsburgh 10/20/91	6	102	17.0	60t	0
76	Brian Blades	at San Diego 11/10/91	8	131	16.4	39	0
77	Brian Blades	vs. San Diego 12/27/92	6	103	17.2	37	0
78	Brian Blades	vs. San Diego 10/3/93	10	132	13.2	20	1
79	Brian Blades	vs. Kansas City 12/5/93	7	134	19.1	41	0
80	Kelvin Martin	at Indianapolis 10/2/94	8	104	13.0	30t	1
81	Brian Blades	vs. Kansas City 11/27/94	7	141	20.1	34	0

	PLAYER	OPPONENT	No	Yds	AVG.	LG	TD
82	Brian Blades	vs. Kansas City 9/3/95	8	107	13.4	23	1
83	* Joey Galloway	at Buffalo 10/15/95	5	102	20.4	54t	1
84	Brian Blades	vs. N.Y. Giants 11/5/95	6	153	25.5	44	2
85	* Joey Galloway	at Jacksonville 11/12/95	5	114	22.8	38	2
86	Brian Blades	at Denver 12/10/95	7	127	18.1	49	0
87	* Joey Galloway	vs. Oakland 12/17/95	5	108	21.6	43	1
88	Joey Galloway	at Miami 10/6/96	5	137	27.4	65t	2
89	Joey Galloway	at Denver 12/1/96	5	108	21.6	43	0
90	Joey Galloway	vs. San Diego 9/21/97	5	106	21.2	53	1
91	James McKnight	vs. Oakland 10/26/97	4	100	25.0	42t	1
	Joey Galloway	vs. Oakland 10/26/97	7	117	16.7	45	3
93	Joey Galloway	vs. San Francisco 12/21/97	6	101	16.8	37	2
94	Joey Galloway	at Philadelphia 9/6/98	6	142	23.7	35t	2
95	Joey Galloway	at Pittsburgh 9/27/98	7	139	19.9	40	0
96	Joey Galloway	at San Diego 10/25/98	4	130	32.5	81t	1
97	James McKnight	vs. Tennessee 11/29/98	5	113	22.6	59t	1
98	Joey Galloway	at New York Jets 12/6/98	2	127	63.5	70t	2
99	Derrick Mayes	at Chicago 9/19/99	7	137	19.6	34t	1
100	Sean Dawkins	at Pittsburgh 9/26/99	5	105	21.0	43	0
101	Derrick Mayes	vs. Buffalo 10/24/99	6	105	17.5	43	2
102	Sean Dawkins	at Kansas City	5	114	22.8	45	1
103	Sean Dawkins	vs. Indianapolis 10/15/00	6	118	19.7	40	0
104	+Ricky Watters	vs. Denver 11/26/00	9	126	14.0	59	0
105	Darrell Jackson	at Oakland 9/30/01	5	125	25.0	54	0
106	Darrell Jackson	vs. Miami 10/28/01	5	121	24.2	64	1
107	Darrell Jackson	vs. Oakland 11/11/01	7	102	14.6	31	1
108	Darrell Jackson	at Denver 12/9/01	4	104	26.0	39	1
109	Darrell Jackson	at San Diego 12/30/01	5	114	22.8	48	2
	James Williams	at San Diego 12/30/01	4	101	25.3	46	1
111	Darrell Jackson	vs. Arizona 9/15/02	10	174	17.4	48	0
112	Koren Robinson	at St. Louis 10/20/02	3	166	53.3	83	1
113	Koren Robinson	vs. Washington 11/3/02	8	100	12.5	23	0
114	Koren Robinson	vs. Kansas City 11/24/02	8	168	21.0	44	1
115	Darrell Jackson	at San Francisco 12/1/02	7	114	16.3	37	2
116	Koren Robinson	at Atlanta 12/15/02	9	143	15.9	35	0
117	Koren Robinson	at San Diego 12/29/02	9	103	11.4	21	1
	^ Itula Mili	at San Diego 12/29/02	7	119	17.0	49	0

* Rookie; + Running Back; ^ Tight End

100 Yards: Largent 40, Blades 17, Galloway 12, Jackson 7, McCullum 5, Robinson 5, Johns 4, J.L. Williams 4, Dawkins 3, Kane 3, Butler 2, Mayes 2, McKnight 2, Ferguson 1, Franklin 1, Hughes 1, Martin 1, Raible 1, Sims 1, Teal 1, Turner 1, J. Williams 1, C. Young 1.

300 YARDS PASSING (CHRONOLOGICAL)

	PLAYER	OPPONENT	ATT	CMP	Yds	LG	TD	INT
1	Jim Zorn	vs. San Diego 9/3/78	32	21	329	64t	2	1
2	Jim Zorn	at Green Bay 10/15/78	32	17	308	48t	1	2
3	Jim Zorn	vs. New Orleans 11/18/79	33	24	384	51t	4	0
4	Jim Zorn	vs. Denver 12/8/79	39	22	308	58	2	2
5	Jim Zorn	at Oakland 12/16/79	35	23	314	65t	2	1
6	Jim Zorn	vs. New England 9/21/80	36	20	312	40	4	1
7	Jim Zorn	vs. Kansas City 9/27/81	47	31	308	23	1	0
8	Jim Zorn	at Oakland 9/20/81	43	24	327	36t	1	1
9	Jim Zorn	at Denver 11/21/82	41	22	318	35t	1	1
10	Dave Krieg	at Denver 11/20/83	42	31	418	50t	3	4
11	Dave Krieg	at Green Bay 10/21/84	35	22	310	31	2	2
12	Dave Krieg	at Denver 11/25/84	44	30	406	80t	3	0
13	Dave Krieg	vs. Denver 12/15/84	50	30	334	30	2	2
14	Dave Krieg	at San Diego 9/15/85	32	22	307	40	5	0
15	Dave Krieg	vs. Atlanta 10/13/85	51	33	405	54	4	1
16	Dave Krieg	at San Diego 12/14/86	21	15	305	72t	4	0

PLAYER	OPPONENT	ATT	CMP	YDS	LG	TD	INT
17 Bruce Mathison	vs. Miami 10/4/87	42	20	326	47	2	3
18 Jeff Kemp	at Detroit 10/18/87	27	20	344	55	4	1
19 *Kelly Stouffer	vs. New Orleans 10/16/88	46	27	370	52	1	1
20 Dave Krieg	at L.A. Raiders 12/18/88	32	19	410	75t	4	1
21 Dave Krieg	vs. San Diego 10/29/89	49	27	311	24	1	2
22 Dave Krieg	at Kansas City 11/11/90	23	16	306	54t	2	0
23 Jeff Kemp	at Denver 9/15/91	50	21	322	47	0	2
24 Dave Krieg	at San Diego 11/10/91	39	29	379	49	2	1
25 John Friesz	vs. Houston 11/3/96	38	24	323	44	1	2
26 Warren Moon	vs. Oakland 10/26/97	44	28	409	45	5	0
27 Trent Dilfer	vs. Arizona 9/15/02	47	29	352	48	1	0
28 Matt Hasselbeck	vs. Kansas City 11/24/02	25	36	362	44	3	0
29 Matt Hasselbeck	at San Francisco 12/1/02	55	30	427	39	3	2
30 Matt Hasselbeck	vs. St. Louis 12/22/02	32	20	303	44	1	0
31 Matt Hasselbeck	at San Diego 12/29/02	53	36	449	49	2	2

* Rookie

300 Yards: Krieg 11, Zorn 9, Hasselbeck 4, Kemp 2, Dilfer 1, Friesz 1, Mathison 1, Moon 1, Stouffer 1.

3.0 SACKS (CHRONOLOGICAL)

PLAYER	OPPONENT	SACKS	YARDS
1 Bill Gregory	vs. Denver 10/29/78	3.0	10.0
2 Jacob Green	vs. L.A. Raiders 10/16/83	3.5	24.5
3 Jacob Green	vs. New England 12/18/83	3.0	29.0
4 Jacob Green	vs. Cleveland 9/3/84	3.0	24.0
5 Jeff Bryant	vs. Detroit 12/2/84	3.0	19.0
6 Jacob Green	vs. Cleveland 12/8/85	3.0	15.0
7 Jacob Green	vs. N.Y. Giants 10/19/86	4.0	29.0
8 Jacob Green	vs. Philadelphia 11/23/86	3.0	12.0
9 Fredd Young	vs. Philadelphia 11/23/86	3.0	17.0
10 Jacob Green	vs. Kansas City 9/11/88	3.0	28.0
11 Rufus Porter	vs. San Diego 10/15/89	3.0	20.0
12 Jacob Green	vs. Detroit 12/30/90	3.0	14.0
13 Rufus Porter	vs. Denver 11/24/91	3.0	16.0
14 Cortez Kennedy	at New England 9/20/92	3.0	23.0
15 Michael Sinclair	vs. San Diego 10/3/93	3.0	23.0
16 Michael Sinclair	vs. Denver 9/8/96	3.0	19.0
17 Michael Sinclair	vs. Kansas City 9/15/96	4.0	13.0
18 Michael Sinclair	vs. Buffalo 12/8/96	3.0	15.0
19 Michael McCrary	at Jacksonville 12/15/96	3.0	13.0
20 Michael McCrary	at Oakland 12/22/96	4.0	15.0
21 Chad Brown	at Indianapolis 9/14/97	3.0	27.0
22 Cortez Kennedy	at Green Bay 11/1/99	3.0	30.0
23 John Randle	at San Diego 12/29/02	3.0	26.0

100 Yards: Green 8, Sinclair 4, Kennedy 2, McCrary 2, Porter 2, Brown 1, Bryant 1, Gregory 1, Randle 1, Young 1.

TOP SINGLE-GAME PERFORMANCES

100 YARDS RUSHING

PLAYER	OPPONENT	ATT	YDS	AVG.	LG	TD
1 Shaun Alexander	vs. Oakland 11/11/01	35	266	7.6	88t	3
2 *Curt Warner	vs. Kansas City 11/27/83 (OT)	32	207	6.5	28	3
3 Curt Warner	vs. Denver 12/20/86	24	192	8.0	60t	3
4 Chris Warren	at Houston 12/11/94	30	185	6.2	33	1
5 Ricky Watters	vs. Indianapolis 12/20/98	32	178	4.2	38	1
6 Shaun Alexander	vs. Jacksonville 10/7/01	31	176	5.7	23	2
7 Chris Warren	at New England 9/19/93	36	174	4.5	17	1
8 Curt Warner	at San Diego 9/15/85	28	169	6.0	21	2
9 Chris Warren	vs. Phoenix 12/19/93 (OT)	27	168	6.2	45	1
Ricky Watters	vs. Oakland 12/16/00	26	168	6.5	53	0
11 Chris Warren	vs. Kansas City 11/22/92	20	154	7.7	35	1
12 Sherman Smith	at Chicago 11/5/78	23	152	6.6	67t	2
13 Lamar Smith	at Detroit 10/17/96	33	148	4.5	18	1
14 Chris Warren	vs. San Diego 10/27/96	19	146	7.7	50	1
15 Shaun Alexander	vs. Kansas City 11/24/02	23	145	6.3	46t	2
16 Derrick Fenner	at Denver 9/23/90 (OT)	22	144	6.5	28	3
17 Curt Warner	vs. San Diego 10/6/86	28	142	5.1	21	0
Shaun Alexander	vs. Denver 10/14/01	33	142	4.3	60t	2
19 Curt Warner	at Denver 10/26/86	21	139	6.6	14	0
Shaun Alexander	vs. Minnesota 9/29/02	24	139	5.8	43	4
21 Steve Broussard	vs. Tennessee 10/5/97	6	138	23.0	77	2
22 Curt Warner	at Denver 10/20/85 (OT)	27	136	5.0	19	0
Chris Warren	at Washington 11/19/95	29	136	4.7	14	1
Ricky Watters	vs. Washington 9/20/98	24	136	5.7	33	1
25 *Curt Warner	vs. Denver 11/6/83	24	135	5.6	23	0
26 Ricky Watters	vs. Cincinnati 11/8/99	27	133	4.9	19t	1
Al Hunter	vs. Kansas City 12/17/78	27	133	4.9	55t	2
28 Jon Vaughn	vs. Pittsburgh 12/26/93	26	131	5.0	37	0
29 Curt Warner	vs. L.A. Raiders 11/28/88	27	130	4.8	26	0
30 *Curt Warner	at N.Y. Jets 9/11/83	25	128	5.1	31	2
31 Chris Warren	at Arizona 10/29/95 (OT)	23	127	5.5	52	0
Shaun Alexander	vs. Kansas City 1/6/02	20	127	6.4	44t	1
Shaun Alexander	at Atlanta 12/15/02	28	127	4.5	27t	2
34 Curt Warner	vs. Denver 12/11/88	23	126	5.5	18	4
Chris Warren	vs. Pittsburgh 9/25/94	26	126	4.8	28	1
36 Ricky Watters	at Green Bay 11/1/99	31	125	4.0	45	2
37 *Sherman Smith	vs. Atlanta 11/7/76	14	124	8.9	53t	1
38 Curt Warner	vs. Green Bay 11/15/87	25	123	4.9	57	1
Shaun Alexander	vs. Philadelphia 12/8/02	17	123	7.2	58	0
40 Dan Doornink	at Atlanta 10/29/79	21	122	5.8	26t	2
Curt Warner	at Dallas 11/27/86	22	122	5.5	19	1
Chris Warren	at New England 9/20/92	24	122	5.1	24	1
Chris Warren	vs. L.A. Raiders 12/18/94	24	122	5.1	33	1
Chris Warren	at Denver 11/13/94	18	122	6.8	23	1
45 David Sims	at N.Y. Jets 9/17/78	23	121	5.3	25	3
Chris Warren	at Jacksonville 11/12/95	27	121	4.5	29	1
47 Curt Warner	vs. San Diego 11/22/87	23	119	5.2	27	1
48 Jim Jodat	at Washington 9/28/80	22	117	5.3	12	0
Chris Warren	at Kansas City 10/23/94	19	117	6.2	41	0
50 *Curt Warner	vs. New England 12/18/83	26	116	4.5	14	0
Curt Warner	vs. L.A. Raiders 12/8/86	23	116	5.0	18	2
Chris Warren	vs. Tampa Bay 11/20/94	16	116	7.3	31	0
Chris Warren	vs. Buffalo 12/8/96	21	116	5.5	51	0
54 Ricky Watters	at Denver 12/19/99	15	115	7.2	26	1
Chris Warren	vs. Denver 10/1/95	24	115	4.8	18	3

PLAYER	OPPONENT	ATT	Yds	AVG.	LG	TD
56 Curt Warner	vs. Pittsburgh 9/7/86	21	114	5.4	31	0
57 Eric Lane	at Minnesota 9/30/84	14	113	8.1	40t	1
58 John L. Williams	vs. Kansas City 9/20/87	15	112	7.5	48	1
Curt Warner	at L.A. Raiders 10/25/87	29	112	3.9	9	2
Derrick Fenner	at Green Bay 12/9/90	20	112	5.5	36	1
Chris Warren	vs. Cleveland 11/14/93	24	112	4.7	20	0
Chris Warren	vs. San Diego 10/22/95	18	112	6.2	17	2
63 Curt Warner	at Atlanta 10/2/88	22	110	5.0	21	1
64 *Curt Warner	vs. San Diego 9/18/83	22	109	5.9	23	2
John L. Williams	vs. Denver 12/11/88	20	109	5.5	18	0
John L. Williams	vs. Denver 11/24/91	17	109	6.4	42	0
Chris Warren	vs. Cincinnati 9/17/95	24	109	4.5	30	1
68 Ricky Watters	at Kansas City 11/21/99	24	107	4.5	45	2
69 David Sims	vs. Baltimore 11/12/78	14	106	7.6	44t	2
Curt Warner	at Washington 9/28/86	16	106	6.6	29	1
71 Curt Warner	vs. New England 11/17/85	24	105	4.4	24	0
John L. Williams	vs. L.A. Raiders 11/28/88	17	105	6.2	24	0
Chris Warren	vs. Oakland 12/17/95	17	105	6.2	35	3
Ricky Watters	vs. Arizona 9/13/98	22	105	4.8	17	0
Ricky Watters	vs. Kansas City 11/8/98	24	105	4.4	13	2
Ricky Watters	vs. New Orleans 9/17/00	22	105	4.8	16	1
77 David Sims	at Green Bay 10/15/78	22	104	4.7	12	1
Theotis Brown	at N.Y. Jets 10/25/81	14	104	7.4	43	0
Ricky Watters	vs. Dallas 12/16/01	28	104	3.7	18	1
80 Chris Warren	vs. Washington 11/8/92	19	103	5.4	36	0
Chris Warren	vs. Green Bay 9/29/96	18	103	5.7	37	1
82 John L. Williams	vs. Houston 11/13/88	13	102	7.8	44t	1
Curt Warner	at L.A. Raiders 10/1/89	21	102	4.8	21	1
John L. Williams	at Kansas City 1/2/94	16	102	6.4	38	1
85 *Curt Warner	at L.A. Raiders 10/30/83	23	101	4.4	24	1
Chris Warren	at Denver 12/10/95	18	101	5.6	24	1
87 Chris Warren	at Washington 9/4/94	22	100	4.5	13	2
*Ahman Green	at Philadelphia 9/6/98	6	100	16.7	64	1

* Rookie

100 YARDS: Warren 24, Warner 23, Watters 11, Alexander 8, J.L. Williams 6, Sims 3, Fenner 2, S. Smith 2, Broussard 1, Brown 1, Doornink 1, Green 1, Hunter 1, Jodat 1, Lane 1, L. Smith 1, Vaughn 1.

300 YARDS PASSING

PLAYER	OPPONENT	ATT	CMP	Yds	LG	TD	INT
1 Matt Hasselbeck	at San Diego 12/29/02	53	36	449	49	2	2
2 Matt Hasselbeck	at San Francisco 12/1/02	55	30	427	39	3	2
3 Dave Krieg	at Denver 11/20/83	42	31	418	50 t	3	4
4 Dave Krieg	at L.A. Raiders 12/18/88	32	19	410	75 t	4	1
5 Warren Moon	vs. Oakland 10/26/97	44	28	409	45	5	0
6 Dave Krieg	at Denver 11/25/84	44	30	406	80 t	3	0
7 Dave Krieg	vs. Atlanta 10/13/85	51	33	405	54	4	1
8 Jim Zorn	vs. New Orleans 11/18/79	33	24	384	51 t	4	0
9 Dave Krieg	at San Diego 11/10/91	39	29	379	49	2	1
10 *Kelly Stouffer	vs. New Orleans 10/16/88	46	27	370	52	1	1
11 Matt Hasselbeck	vs. Kansas City 11/24/02	36	25	362	44	3	0
12 Trent Dilfer	vs. Arizona 9/15/02	47	29	352	48	1	0
13 Jeff Kemp	at Detroit 10/18/87	27	20	344	55	4	1
14 Dave Krieg	vs. Denver 12/15/84	50	30	334	30	2	2
15 Jim Zorn	vs. San Diego 9/3/78	32	21	329	64 t	2	1
16 Jim Zorn	at Oakland 9/20/81	43	24	327	36 t	1	1
17 Bruce Mathison	vs. Miami 10/4/87	42	20	326	47	2	3
18 John Friesz	vs. Houston 11/3/96	38	24	323	44	1	2
19 Jeff Kemp	at Denver 9/15/91	50	21	322	47	0	2
20 Jim Zorn	at Denver 11/21/82	41	22	318	35 t	1	1
21 Jim Zorn	at Oakland 12/16/79	35	23	314	65 t	2	1
22 Jim Zorn	vs. New England 9/21/80	36	20	312	40	4	1
23 Dave Krieg	vs. San Diego 10/29/89	49	27	311	24	1	2
24 Dave Krieg	at Green Bay 10/21/84	35	22	310	31	2	2


	PLAYER	OPPONENT	ATT	CMP	Yds	LG	TD	INT
25	Jim Zorn	at Green Bay 10/15/78	32	17	308	48 t	1	2
	Jim Zorn	vs. Denver 12/8/79	39	22	308	58	2	2
	Jim Zorn	vs. Kansas City 9/27/81	47	31	308	23	1	0
28	Dave Krieg	at San Diego 9/15/85	32	22	307	40	5	0
29	Dave Krieg	at Kansas City 11/11/90	23	16	306	54 t	2	0
30	Dave Krieg	at San Diego 12/14/86	21	15	305	72 t	4	0
31	Matt Hasselbeck	vs. St. Louis 12/22/02	32	20	303	44	1	0

* Rookie

300 YARDS: Krieg 11, Zorn 9, Hasselbeck 4, Dilfer 1, Friesz 1, Mathison 1, Moon 1, Stouffer 1.

100 YARDS RECEIVING

	PLAYER	OPPONENT	NO	Yds	AVG.	LG	TD
1	Steve Largent	at Detroit 10/18/87	15	261	17.4	55	3
2	Steve Largent	at Denver 11/25/84	12	191	15.9	65	1
3	+John L. Williams	at L.A. Raiders 12/18/88	7	180	25.7	75t	1
4	Darrell Jackson	vs. Arizona 9/15/02	10	174	10.4	48	0
5	Sam McCullum	at Oakland 12/16/79	8	173	21.6	65t	1
6	Steve Largent	vs. N.Y. Jets 12/6/81	7	169	24.1	57	1
7	Koren Robinson	vs. Kansas City 11/24/02	8	168	21.0	44	1
8	Koren Robinson	at St. Louis 10/20/02	3	166	53.3	83	1
9	Tommy Kane	at Miami 12/16/90	10	162	16.2	25	0
10	Brian Blades	at New Orleans 9/1/91	12	160	13.3	31	2
11	Steve Largent	at St. Louis 11/13/83	8	155	19.4	45	3
12	Brian Blades	vs. N.Y. Giants 11/5/95	6	153	25.5	44	2
13	Steve Largent	vs. New Orleans 11/18/79	9	146	16.2	34t	2
	Brian Blades	vs. Phoenix 9/17/89	9	146	16.2	28	1
15	* Brian Blades	vs. New Orleans 10/16/88	8	145	18.1	52	1
16	Koren Robinson	at Atlanta 12/15/02	9	143	15.9	35	0
17	Steve Largent	at Oakland 10/26/80	4	142	35.5	67t	1
	Joey Galloway	at Philadelphia 9/6/98	6	142	23.7	35t	2
19	Brian Blades	vs. Kansas City 11/27/94	7	141	20.1	34	0
20	^ Charle Young	at San Diego 10/9/83	7	140	20.0	43	0
21	Steve Largent	vs. L.A. Raiders 9/16/79	5	139	27.8	40t	2
	Steve Largent	vs. N.Y. Giants 12/7/80	8	139	17.4	34t	1
	Joey Galloway	at Pittsburgh 9/27/98	7	139	19.9	40	0
24	Steve Largent	vs. New England 11/17/85	8	138	17.3	27	0
25	Derrick Mayes	at Chicago 9/19/99	7	137	19.6	34t	1
	Jimmy Teal	vs. Miami 10/4/87	9	137	15.2	47	0
	Joey Galloway	at Miami 10/6/96	5	137	27.4	65t	2
28	Steve Largent	vs. Houston 10/21/79	6	135	22.5	55t	2
29	Steve Largent	vs. Buffalo 10/30/77	4	134	33.5	48t	2
	Brian Blades	vs. Kansas City 12/5/93	7	134	19.1	41	0
31	Steve Largent	vs. New England 12/18/83	7	133	19.0	46	1
32	Brian Blades	vs. San Diego 10/3/93	10	132	13.2	20	1
33	Brian Blades	at San Diego 11/10/91	8	131	16.4	39	0
34	Steve Largent	vs. Washington 9/25/83	8	130	19.3	45	2
	Steve Largent	at Minnesota 9/30/84	8	130	16.3	30	1
	Joey Galloway	at San Diego 10/25/98	4	130	32.5	81t	1
37	Steve Largent	at Green Bay 10/21/84	7	129	18.4	31	1
	+John L. Williams	vs. L.A. Raiders 12/17/89	12	129	10.8	36	1
39	* Steve Largent	vs. San Francisco 9/26/76	7	128	18.3	41	1
	Ray Butler	at New England 9/21/86	3	128	42.7	67t	2
41	Steve Largent	vs. San Diego 9/3/78	6	127	21.2	33t	1
	Steve Largent	at Green Bay 10/15/78	6	127	21.2	48t	1
	Steve Largent	at Atlanta 10/29/79	6	127	21.2	53	0
	Steve Largent	vs. New England 9/21/80	6	127	21.2	31t	2
	Brian Blades	at Denver 12/10/95	7	127	18.1	49	0
	Joey Galloway	at New York Jets 12/6/98	2	127	63.5	70t	2
47	Steve Largent	at Chicago 11/5/78	6	126	21.0	31	2
	+Ricky Watters	vs. Denver 11/26/00	9	126	14.0	59	0



Itula Mili recorded his first 100-yard receiving game at San Diego December 29, 2002.

	PLAYER	OPPONENT	No	Yds	Avg.	LG	TD
49	Darrell Jackson	at Oakland 9/30/01	5	125	25.0	54	0
50	Brian Blades	at L.A. Raiders 12/11/88	4	123	30.8	55	2
51	Sam McCullum	at Oakland 9/20/81	6	122	20.3	36t	1
	Brian Blades	at Denver 11/26/89	8	122	15.3	29	0
	Tommy Kane	at Denver 9/15/91	6	122	20.3	38	0
54	Daryl Turner	at San Diego 9/15/85	7	121	17.3	34	4
	Darrell Jackson	vs. Miami 10/28/01	5	121	24.2	64	1
56	Steve Largent	at Kansas City 12/2/79	9	120	13.3	28	2
57	^ Itula Mili	at San Diego 12/29/02	7	119	17.0	49	0
58	Steve Largent	vs. San Diego 10/4/81	5	118	23.6	34	1
	Paul Johns	vs. Pittsburgh 10/23/83	6	118	19.7	28t	1
	Byron Franklin	vs. San Diego 10/6/86	5	118	23.6	46t	1
	Sean Dawkins	vs. Indianapolis 10/15/00	6	118	19.7	40	0
62	+John L. Williams	at Chicago 12/20/87	8	117	14.6	75t	1
	Brian Blades	vs. San Diego 10/29/89	10	117	11.7	21	1
	Joey Galloway	vs. Oakland 10/26/97	7	117	16.7	45	3
65	Steve Largent	vs. San Diego 11/27/77	4	116	29.0	74t	2
	Steve Largent	vs. San Diego 9/18/83	8	116	14.5	41t	2
	Paul Johns	at Denver 11/20/83	9	116	12.9	20	0
68	Sean Dawkins	at Kansas City 11/21/99	5	114	22.8	45t	1
	Steve Largent	at Cincinnati 9/6/81	8	114	14.3	36	1
	*Joey Galloway	at Jacksonville 11/12/95	5	114	22.8	38	2
	Darrell Jackson	at San Diego 12/30/01	5	114	22.8	48t	2
	Darrell Jackson	at San Francisco 12/1/02	7	114	16.3	37	2
73	Duke Ferguson	vs. Buffalo 10/30/77	4	113	28.3	45	1
	Brian Blades	at L.A. Raiders 10/1/89	7	113	16.1	32	1
	James McKnight	vs. Tennessee 11/29/98	5	113	22.6	59t	1
76	Sam McCullum	vs. St. Louis 9/12/76	4	112	28.0	72t	2
	Steve Raible	at Minnesota 11/14/76	3	112	37.7	80t	1
78	Steve Largent	vs. Chicago 12/12/82	8	111	13.9	34	0
79	Steve Largent	at Denver 9/23/79	6	110	18.3	42	0
	Steve Largent	at New Orleans 11/10/85	5	110	22.0	43	0
	+John L. Williams	at San Diego 11/25/90	9	110	12.2	60	0
82	Steve Largent	vs. Pittsburgh 11/28/82	5	109	21.8	45	0
83	Steve Largent	vs. Cleveland 12/3/78	8	108	13.5	27	1
	Steve Largent	vs. N.Y. Jets 11/2/86	7	108	15.4	30	1
	*Joey Galloway	vs. Oakland 12/17/95	5	108	21.6	43	1
	Joey Galloway	at Denver 12/1/96	5	108	21.6	43	0
87	Sam McCullum	at N.Y. Jets 10/19/80	5	107	21.4	58	0
	Ray Butler	vs. Denver 12/13/87	6	107	17.8	40t	2
	Brian Blades	at Cincinnati 12/10/89	6	107	17.8	60t	1
	Brian Blades	at Denver 9/15/91	5	107	21.4	47	1
	Brian Blades	vs. Kansas City 9/3/95	8	107	13.4	23	1

	PLAYER	OPPONENT	NO	YDS	AVG.	LG	TD
92	Steve Largent	vs. Buffalo 10/14/84	5	106	21.2	51t	2
	Joey Galloway	vs. San Diego 9/21/97	5	106	21.2	53	1
94	Sean Dawkins	at Pittsburgh 9/26/99	5	105	21.0	43	0
	Derrick Mayes	vs. Buffalo 10/24/99	6	105	17.5	43t	2
	* David Sims	at Cincinnati 9/25/77	4	105	26.3	82t	1
	Paul Johns	at New England 9/16/84	8	105	13.1	25	0
98	Steve Largent	vs. Detroit 12/2/84	8	104	13.0	22	2
	Kelvin Martin	at Indianapolis 10/2/94	8	104	13.0	30t	1
	Darrell Jackson	at Denver 12/9/01	4	104	26.0	39	1
101	+*David Hughes	vs. Kansas City 9/27/81	12	103	8.6	22	0
	Paul Johns	at Denver 11/21/82	5	103	20.6	35	0
	Steve Largent	vs. Atlanta 10/13/85	8	103	12.9	27	1
	Brian Blades	vs. San Diego 12/27/92	6	103	17.2	37	0
	Koren Robinson	at San Diego 12/29/02	9	103	11.4	21	1
106	Sam McCullum	vs. Denver 12/8/79	5	102	20.4	58	0
	Steve Largent	at Cincinnati 11/16/86	7	102	14.6	28	0
	Tommy Kane	at Pittsburgh 10/20/91	6	102	17.0	60t	0
	* Joey Galloway	at Buffalo 10/15/95	5	102	20.4	54t	1
	Darrell Jackson	vs. Oakland 11/11/01	7	102	14.6	31	1
111	* Steve Largent	vs. New Orleans 11/21/76	6	101	16.8	22	1
	Steve Largent	vs. Philadelphia 11/02/80	6	101	16.8	27	1
	Steve Largent	vs. Kansas City 12/01/85	7	101	14.4	31	1
	Steve Largent	vs. Denver 12/20/86	6	101	16.8	27	0
	Joey Galloway	vs. San Francisco 12/21/97	6	101	16.8	37	2
	James Williams	at San Diego 12/30/01	4	101	25.3	46	1
117	James McKnight	vs. Oakland 10/26/97	4	100	25.0	42t	1
	Koren Robinson	vs. Washington 11/3/02	8	100	12.5	23	0

* Rookie; + Running Back; ^ Tight End

100 YARDS: Largent 40, Blades 17, Galloway 12, Jackson 7, McCullum 5, Robinson 5, Johns 4, J.L. Williams 4, Dawkins 3, Kane 3, Butler 2, Mayes 2, McKnight 2, Ferguson 1, Franklin 1, Hughes 1, Martin 1, Mili 1, Raible 1, Sims 1, Teal 1, Turner 1, Watters 1, J. Williams 1, C. Young 1.

3.0 SACKS

	PLAYER	OPPONENT	SACKS	YARDS
1.	Jacob Green	vs. N.Y. Giants 10/19/86	4.0	29.0
	Michael Sinclair	vs. Kansas City 9/15/96	4.0	13.0
	Michael McCrary	at Oakland 12/22/96	4.0	15.0
4.	Jacob Green	vs. L.A. Raiders 10/16/83	3.5	24.5
5.	Bill Gregory	vs. Denver 10/29/78	3.0	10.0
	Jacob Green	vs. New England 12/18/83	3.0	29.0
	Jacob Green	vs. Cleveland 9/3/84	3.0	24.0
	Jeff Bryant	vs. Detroit 12/2/84	3.0	19.0
	Jacob Green	vs. Cleveland 12/8/85	3.0	15.0
	Jacob Green	vs. Philadelphia 11/23/86	3.0	12.0
	Fredd Young	vs. Philadelphia 11/23/86	3.0	17.0
	Jacob Green	vs. Kansas City 9/11/88	3.0	28.0
	Rufus Porter	vs. San Diego 10/15/89	3.0	20.0
	Jacob Green	vs. Detroit 12/30/90	3.0	14.0
	Rufus Porter	vs. Denver 11/24/91	3.0	16.0
	Cortez Kennedy	at New England 9/20/92	3.0	23.0
	Michael Sinclair	vs. San Diego 10/3/93	3.0	23.0
	Michael Sinclair	vs. Denver 9/8/96	3.0	19.0
	Michael Sinclair	vs. Buffalo 12/8/96	3.0	15.0
	Michael McCrary	at Jacksonville 12/15/96	3.0	13.0
	Chad Brown	at Indianapolis 9/14/97	3.0	27.0
	Cortez Kennedy	at Green Bay 11/1/99	3.0	30.0
	John Randle	at San Diego 12/29/02	3.0	26.0

3.0 SACKS: Green 8, Sinclair 4, Kennedy 2, McCrary 2, Porter 2, Brown 1, Bryant 1, Gregory 1, Randle 1, Young 1.

TOP SINGLE-GAME OPPONENT PERFORMANCES

(CHRONOLOGICAL)

100 YARDS RUSHING

PLAYER	TEAM, DATE	ATT	YDS	AVG.	LG	TD
1 Terry Metcalf	St. Louis 9/12/76	16	113	7.1	36	0
Jim Otis	St. Louis 9/12/76	27	140	5.2	18	1
3 Mike Thomas	Washington 9/19/76	27	143	5.3	24	1
4 Robert Newhouse	Dallas 10/3/76	19	120	6.3	24	1
5 Sonny Collins	Atlanta 11/7/76	17	100	5.9	47	0
6 Chuck Foreman	Minnesota 11/14/76	17	100	5.9	36	0
7 Walter Payton	Chicago 12/5/76	27	183	6.8	44	0
8 Tom Sullivan	at Philadelphia 12/12/76	23	121	5.3	26	2
9 Lydell Mitchell	Baltimore 9/18/77	32	114	3.6	14	0
10 Sam Cunningham	at New England 10/9/77	31	101	3.3	26	0
11 Clarence Davis	at Oakland 11/6/77	18	100	5.6	24	1
12 Franco Harris	at Pittsburgh 12/4/77	23	103	4.5	11	0
13 Greg Pruitt	Cleveland 12/18/77	22	127	5.8	18	1
14 Dexter Bussey	Detroit 9/24/78	20	120	6.0	29t	1
15 Terry Middleton	at Green Bay 10/15/78	23	121	5.3	25	4
16 Walter Payton	at Chicago 11/5/78	18	109	6.1	12	1
17 Greg Pruitt	Cleveland 12/3/78	12	113	9.4	44	0
18 Tony Reed	Kansas City 12/17/78	11	121	11.0	62t	1
19 Ted McKnight	Kansas City 9/30/79	12	147	12.3	84t	2
20 Mike Pruitt	at Cleveland 11/11/79	15	141	9.4	65t	2
21 John Cappelletti	San Diego 9/7/80	16	112	7.0	46	0
22 Mike Pruitt	Cleveland 10/12/80	24	116	4.8	22t	2
23 Tony Dorsett	at Dallas 11/27/80	24	107	4.5	16	2
24 Billy Taylor	N.Y. Giants 12/7/80	19	103	5.4	30t	1
25 Earl Campbell	Houston 10/11/81	39	186	4.8	27	2
26 Rob Carpenter	N.Y. Giants 10/18/81	21	116	5.5	22	1
27 Gerry Ellis	at Green Bay 11/1/81	23	127	5.5	19	0
28 Chuck Muncie	San Diego 11/16/81	20	151	7.6	73t	2
29 James Hadnot	at Kansas City 11/22/81	10	106	10.6	24	0
30 Mike Pruitt	Cleveland 9/12/82	30	136	4.5	10	2
31 Earl Campbell	at Houston 9/19/82	30	142	4.7	19	1
32 Marcus Allen	L.A. Raiders 12/5/82	24	156	6.5	53	2
33 Tony Collins	New England 12/19/82	32	103	3.2	11	0
34 Freeman McNeil	at N.Y. Jets 9/11/83	22	140	6.4	19	0
35 Mike Pruitt	at Cleveland 10/2/83	24	107	4.5	10	0
36 Franco Harris	Pittsburgh 10/23/83	31	132	4.3	11	1
37 Otis Anderson	at St. Louis 11/13/83	29	130	4.5	16	0
38 Tony Dorsett	Dallas 12/4/83	26	117	4.5	17	2
39 Tony Collins	at New England 9/16/84	20	107	5.4	21	0
40 Walter Payton	Chicago 9/23/84	24	116	4.8	25	0
41 Greg Bell	Buffalo 10/14/84	28	113	4.0	22	0
42 Larry Kinnebrew	at Cincinnati 11/18/84	22	119	5.4	12	0
43 Larry Kinnebrew	at Cincinnati 9/8/85	18	101	5.6	16	1
44 Eric Dickerson	L.A. Rams 9/23/85	31	150	4.8	43	3
45 Gerald Riggs	Atlanta 10/13/85	23	139	6.0	30	0
46 Freeman McNeil	N.Y. Jets 10/27/85	22	151	6.8	30	0
47 Marcus Allen	L.A. Raiders 11/3/85	19	101	5.3	12	0
48 Marcus Allen	at L.A. Raiders 12/15/85	27	109	4.0	14	1
49 George Rogers	at Washington 9/28/86	25	115	4.6	24	2
50 Joe Morris	N.Y. Giants 10/19/86	24	116	4.8	16	0
51 Marc Logan	Cincinnati 10/11/87	16	103	6.4	30	1
52 Bo Jackson	L.A. Raiders 11/30/87	18	221	12.3	91t	2

PLAYER	TEAM, DATE	ATT	YDS	AVG.	LG	TD
53 Frank Pollard	at Pittsburgh 12/6/87	22	106	4.8	15	1
54 Gary Anderson	at San Diego 9/18/88	19	120	6.3	25t	1
55 Roger Craig	San Francisco 9/25/88	21	107	5.1	24	0
56 John Settle	at Atlanta 10/2/88	21	115	5.5	20	0
57 John Stephens	at New England 12/4/88	31	121	3.9	21	0
58 Christian Okoye	Kansas City 10/8/89	30	156	5.2	21	1
59 Christian Okoye	at Kansas City 11/5/89	37	126	3.4	16	1
60 Neil Anderson	at Chicago 9/9/90	20	101	5.1	17	2
61 Bobby Humphrey	at Denver 9/23/90 (OT)	25	129	5.2	26	0
62 Marion Butts	at San Diego 11/25/90	28	128	4.6	19	0
63 Harold Green	Cincinnati 9/6/92	21	123	5.9	52	0
64 Barry Foster	at Pittsburgh 12/6/92	33	125	3.8	12	1
65 Hershhal Walker	Philadelphia 12/13/92	23	111	4.8	18	1
66 Barry Sanders	at Detroit 10/17/93	22	101	4.6	29	0
67 Leonard Russell	Denver 10/9/94	22	103	4.7	22	0
68 Natrone Means	at San Diego 10/30/94	26	104	4.0	20	1
69 Leonard Russell	at Denver 11/13/94	19	109	5.7	22	1
70 Eric Rhett	Tampa Bay 11/20/94	24	111	4.6	27	0
71 Marshall Faulk	Indianapolis 12/4/94	27	129	4.8	45t	1
72 Greg Hill	Kansas City 9/3/95	15	109	7.3	27	0
73 Natrone Means	at San Diego 9/10/95	26	115	4.4	9	0
74 Harvey Williams	at Oakland 10/8/95	19	160	8.4	37	0
75 Adrian Murrell	N.Y. Jets 11/26/95	24	116	4.8	21	1
76 Glyn Milburn	at Denver 12/10/95	18	131	7.3	23	0
77 Greg Hill	at Kansas City 12/24/95	21	113	5.4	16	0
78 Terrell Davis	Denver 9/8/96	28	111	3.9	17	0
79 Barry Sanders	at Detroit 11/17/96	16	134	8.4	40	1
80 Napoleon Kaufman	Oakland 11/24/96	15	104	6.9	21	0
81 Terrell Davis	at Denver 12/1/96	26	106	4.1	16	1
82 Adrian Murrell	N.Y. Jets 8/31/97	24	131	5.5	15	0
83 Terrell Davis	Denver 9/7/97	21	107	5.1	14	1
84 Eddie George	Tennessee 10/5/97	26	116	4.5	22	0
85 Napoleon Kaufman	Oakland 10/26/97	17	112	6.6	55	1
86 Terrell Davis	at Denver 11/2/97	21	101	4.8	19	0
87 Jerome Bettis	at Pittsburgh 9/27/98	28	138	4.9	23	0
88 Terrell Davis	Denver 10/11/98	30	208	6.9	70	1
89 Terrell Davis	at Denver 12/27/98	29	178	6.1	21	0
90 Tyrone Wheatley	Oakland 10/3/99	20	100	5.0	23	1
91 Dorsey Levens	at Green Bay 11/1/99	24	104	4.3	15	0
92 Olandis Gary	at Denver 12/19/99	22	183	8.3	71	0
93 Curtis Martin	at N.Y. Jets 1/2/00	34	158	4.6	50	1
94 Lamar Smith	at Miami 9/3/00	27	145	5.4	36	1
95 Ricky Williams	New Orleans 9/17/00	23	107	4.7	15	0
96 Tim Biakabutuka	at Carolina 10/8/00	23	103	4.5	43	0
97 Edgerrin James	Indianapolis 10/15/00	38	219	5.8	26	3
98 Tyrone Wheatley	at Oakland 10/22/00	15	156	10.4	80	1
99 Fred Taylor	at Jacksonville 11/12/00	21	103	4.9	19	1
100 Mike Anderson	Denver 11/26/00	30	195	6.5	80	2
101 Mike Anderson	at Denver 12/10/00	29	131	4.5	19	2
102 Tyrone Wheatley	Oakland 12/16/00	26	146	5.6	67	0
103 Antowain Smith	Buffalo 12/23/00	17	147	8.6	59	3
104 Stephen Davis	at Washington 11/4/01	32	142	4.4	20	1
105 Priest Holmes	at Kansas City 11/25/01	26	120	4.6	12	0
106 Terrell Davis	at Denver 12/9/01	19	109	5.7	57	0
107 Priest Holmes	Kansas City 1/6/02	23	117	5.1	22	0
108 Charlie Garner	at Oakland 9/8/02	15	127	8.5	28	1
109 Thomas Jones	Arizona 9/15/02	24	173	7.2	58t	1
110 Marshall Faulk	at St. Louis 10/20/02	32	183	5.7	40	3
111 Emmitt Smith	at Dallas 10/27/02	24	109	7.8	14	1
112 Kenny Watson	Washington 11/3/02	23	110	4.8	23	0
113 Clinton Portis	Denver 11/17/02	23	136	5.9	34	0

PLAYER	TEAM, DATE	ATT	YDS	AVG.	LG	TD
114 Priest Holmes	Kansas City 11/24/02	23	197	8.6	30	2
115 Garrison Hearst	at San Francisco 12/1/02	31	124	4.0	31	3
116 Duce Staley	Philadelphia 12/8/02	21	100	4.8	21t	1
117 Warrick Dunn	at Atlanta 12/15/02	20	101	5.1	31	0

300 YARDS PASSING (CHRONOLOGICAL)

PLAYER	TEAM, DATE	ATT	CMP	YDS	TD	INT
1 Ken Stabler	Oakland 9/16/79	37	25	343	1	2
2 Steve DeBerg	at San Francisco 10/7/79	40	31	306	1	1
3 Dan Fouts	at San Diego 10/14/79	35	28	318	3	0
4 Ken Stabler	at Oakland 12/16/79	47	31	342	1	2
5 Dan Fouts	at San Diego 12/13/80	42	29	339	1	2
6 Dan Fouts	at San Diego 10/4/81	41	30	302	3	0
7 Dan Fouts	San Diego 9/18/83	41	21	338	4	3
8 Brian Sipe	at Cleveland 10/2/83	40	25	310	1	3
9 Dan Fouts	at San Diego 10/9/83	36	28	331	1	2
10 Bill Kenney	Kansas City 11/27/83	38	21	311	4	0
11 Jeff Rutledge	at N.Y. Giants 12/11/83	52	29	349	0	2
12 Dan Fouts	San Diego 9/9/84	40	23	332	2	4
13 Wade Wilson	at L.A. Raiders 10/7/84	19	12	309	2	0
14 Lynn Dickey	Green Bay 10/21/84	38	24	364	3	3
15 Bill Kenney	at Kansas City 12/9/84	37	18	312	2	0
16 Dan Fouts	at San Diego 9/15/85	43	29	440	4	1
17 Mark Herrmann	San Diego 10/6/85	35	26	344	3	3
18 John Elway	Denver 12/20/85	42	24	432	1	0
19 Tony Eason	at New England 9/21/86	45	26	414	3	0
20 John Elway	at Denver 10/26/86	32	18	321	1	1
21 Ken O'Brien	N.Y. Jets 11/2/86	32	26	431	4	0
22 Boomer Esiason	at Cincinnati 11/16/86	33	22	334	1	1
23 John Elway	at Denver 9/13/87	32	22	338	4	1
24 John Elway	Denver 12/13/87	42	21	335	1	2
25 Bill Kenney	at Kansas City 12/27/87	35	23	320	3	0
26 Joe Montana	San Francisco 9/25/88	29	20	302	4	1
27 Jim Everett	at L.A. Rams 10/23/88	27	20	311	3	0
28 Jay Schroeder	L.A. Raiders 12/18/88	49	22	354	3	1
29 John Elway	Denver 10/22/89	35	18	344	2	0
30 Randall Cunningham	Philadelphia 12/13/92 (OT)	44	27	365	0	1
31 Warren Moon	at Houston 11/7/93	55	36	369	2	2
32 Steve Beuerlein	Phoenix 12/19/93 (OT)	53	34	431	3	2
33 Jeff Blake	Cincinnati 11/6/94	43	31	387	0	1
34 Jeff Hostetler	at Oakland 10/8/95	33	20	333	2	0
35 Jim Kelly	Buffalo 12/8/96	41	24	324	1	2
36 Eric Zeier	at Baltimore 12/8/97	28	17	302	1	0
37 Trent Green	Washington 9/20/98	54	27	383	0	1
38 Vinny Testaverde	at N.Y. Jets 12/6/98	63	42	418	2	1
39 Peyton Manning	Indianapolis 12/20/98	39	23	335	1	1
40 John Elway	at Denver 12/27/98	36	26	338	4	0
41 Elvis Grbac	at Kansas City 11/21/99	49	30	322	0	1
42 Kurt Warner	St. Louis 9/10/00	47	35	386	1	1
43 Steve Beuerlein	at Carolina 10/8/00	39	27	332	2	1
44 Elvis Grbac	Kansas City 10/29/00	35	22	342	3	3
45 Mark Brunell	at Jacksonville 11/12/00	34	24	340	1	0
46 Doug Flutie	Buffalo 12/23/00	25	20	366	3	0
47 Alex Van Pelt	at Buffalo 11/18/01	42	28	316	2	0
48 Kerry Collins	at New York Giants 12/23/01	47	30	338	1	0
49 Doug Flutie	at San Diego 12/30/01	53	34	377	1	2
50 Trent Green	Kansas City 11/17/02	34	26	343	2	1
51 Drew Brees	at San Diego 12/29/02	49	27	332	3	1

100 YARDS RECEIVING (CHRONOLOGICAL)

PLAYER	TEAM, DATE	YDS.	NO.	AVG.	LG	TD
1 Willie McGee	San Francisco 9/26/76	104	5	20.8	52t	1
2 James Scott	Chicago 12/5/76	106	3	35.3	63t	2
3 Isaac Curtis	at Cincinnati 9/25/77	100	3	33.3	54	1
4 Morris Owens	Tampa Bay 10/16/77	166	9	18.4	67t	1
5 Duriel Harris	at Miami 9/9/79	117	5	23.4	51	0
6 Cliff Branch	Oakland 9/16/79	156	7	22.3	47	0
7 ^Riley Odoms	at Denver 9/23/79	125	5	25.0	45	0
8 John Jefferson	at San Diego 10/14/79	137	9	15.2	49t	2
9 ^Henry Childs	New Orleans 11/18/79	121	6	20.2	34	0
10 ^Jerome Barkum	N.Y. Jets 11/26/79	103	6	17.2	40	0
11 Cliff Branch	at Oakland 12/16/79	109	10	10.9	15	0
12 John Jefferson	San Diego 9/7/80	103	6	17.2	23t	2
13 Stanley Morgan	New England 9/21/80	108	2	54.0	68t	2
14 Charles Smith	Philadelphia 11/2/80	109	5	21.8	38	1
15 Earnest Gray	N.Y. Giants 12/7/80	114	3	38.0	50t	2
16 John Jefferson	at San Diego 12/13/80	113	8	14.1	19t	1
17 ^Kellen Winslow	San Diego 11/16/81	106	7	15.1	31	0
18 Dave Logan	Cleveland 12/20/81	101	5	20.2	26	1
19 Carlos Carson	at Kansas City 9/4/83	104	7	14.9	48	1
20 Wesley Walker	at N.Y. Jets 9/11/83	116	3	38.7	48t	1
21 ^Eric Sievers	San Diego 9/18/83	115	6	19.2	27t	2
22 ^Todd Christensen	L.A. Raiders 10/16/83	152	11	13.8	22t	3
23 Marcus Allen	at L.A. Raiders 10/30/83	104	8	13.0	36	0
24 Steve Watson	Denver 11/6/83	110	7	15.7	25t	1
25 Steve Watson	at Denver 11/20/83	119	4	29.8	78t	1
26 Carlos Carson	Kansas City 11/27/83 (OT)	149	7	21.3	35	1
27 Byron Williams	at N.Y. Giants 12/11/83	103	7	14.7	24	0
28 ^Pete Holohan	San Diego 9/9/84	133	6	22.2	51	0
29 +Marcus Allen	at L.A. Raiders 10/7/84	173	4	32.3	92	1
30 James Lofton	at Green Bay 10/21/84	162	5	32.4	79t	2
31 Henry Marshall	at Kansas City 12/9/84	166	8	20.8	36	1
32 Cris Collinsworth	at Cincinnati 9/8/85	101	4	25.3	71	0
33 Wes Chandler	at San Diego 9/15/85	243	13	18.7	45	1
34 Wes Chandler	San Diego 10/6/85	150	9	16.7	59	2
35 Stanley Morgan	at New England 9/21/86	161	7	23.0	44t	3
36 Art Monk	at Washington 9/28/86	103	5	20.6	69	0
37 Al Toon	N.Y. Jets 11/2/86	195	9	21.7	50t	2
Wesley Walker	N.Y. Jets 11/2/86	161	6	26.8	83t	1
39 ^Kellen Winslow	at San Diego 12/14/86	105	8	13.1	28	1
40 ^Todd Christensen	at L.A. Raiders 10/25/87	124	8	15.5	20	1
41 Stephon Paige	at Kansas City 12/27/87	100	7	14.3	46t	1
Carlos Carson	at Kansas City 12/27/87	120	4	30.0	81t	1
43 Paul Palmer	Kansas City 9/11/88	105	8	13.1	27	0
44 Jerry Rice	San Francisco 9/25/88	163	6	27.2	69t	3
45 Henry Ellard	at L.A. Rams 10/23/88	101	7	14.4	20	0
46 Drew Hill	Houston 11/13/88	139	8	17.4	57t	1
47 Stephon Paige	at Kansas City 11/20/88	106	5	21.2	49	0
48 Tim Brown	L.A. Raiders 11/28/88	114	4	28.5	49t	1
49 Mark Jackson	Denver 12/11/88	137	7	19.6	35	1
50 Mervyn Fernandez	at L.A. Raiders 12/18/88	113	4	28.3	54t	1
Willie Gault	at L.A. Raiders 12/18/88	108	2	54.0	57	1
52 Mike Quick	at Philadelphia 9/10/89	140	6	23.3	40	1
53 Roy Green	Phoenix 9/17/89	166	8	20.8	59t	3
J.T. Smith	Phoenix 9/17/89	104	7	14.9	25t	1
55 Mervyn Fernandez	at L.A. Raiders 10/1/89	113	7	16.1	36t	1
56 Anthony Miller	at San Diego 10/15/89	116	7	16.6	44	0
57 Michael Young	Denver 10/22/89	137	6	22.8	47	0

+ Running Back; ^ Tight End

PLAYER	TEAM, DATE	Yds.	No.	AVG.	LG	TD
58 Vance Johnson	at Denver 11/26/89	154	6	25.7	69	2
59 ^Tony McGee	at Cincinnati 12/10/89	109	7	15.6	23	1
60 Gary Clark	Washington 12/23/89	149	9	16.6	44t	1
61 Vance Johnson	at Denver 9/23/90	120	9	13.3	22	0
62 Hart Lee Dykes	at New England 10/7/90	103	5	20.6	35t	1
63 Eddie Brown	at Cincinnati 10/6/91	117	7	16.7	43	0
64 Anthony Miller	at San Diego 11/10/91	124	5	24.8	58	0
65 ^Ethan Horton	at L.A. Raiders 11/17/91	123	7	17.6	51t	1
66 John Taylor	San Francisco 12/8/91	113	7	16.1	41	1
67 Irving Fryar	at New England 9/20/92	101	6	16.8	36t	1
68 Anthony Miller	at San Diego 10/4/92	142	9	15.8	67t	2
69 Michael Irvin	at Dallas 10/11/92	113	6	18.8	24	0
70 Fred Barnett	Philadelphia 12/13/92 (OT)	161	9	17.9	53	1
71 ^Tony McGee	at Cincinnati 9/26/93	102	7	14.6	37	0
72 Anthony Miller	San Diego 10/3/93	123	10	12.3	20	1
73 Webster Slaughter	at Houston 11/7/93	135	9	15.0	36	1
74 Gary Clark	Phoenix 12/19/93 (OT)	152	12	12.7	28	1
75 ^Eric Green	Pittsburgh 12/26/93	119	7	17.0	41	0
76 Henry Ellard	at Washington 9/4/94	105	7	15.0	25	0
77 Tony Martin	San Diego 9/18/94	152	6	25.3	99t	1
78 Darnay Scott	Cincinnati 11/6/94 (OT)	157	7	22.4	76	0
79 Tim Brown	L.A. Raiders 1/18/94	107	4	26.8	77t	1
80 Willie Davis	Kansas City 9/3/95	155	6	25.8	60t	2
81 Tony Martin	at San Diego 9/10/95	163	13	12.5	24	0
82 Tim Brown	at Oakland 10/8/95	143	5	28.6	80t	1
83 Bill Brooks	at Buffalo 10/15/95	109	6	18.2	30	2
84 Mike Sherrard	N.Y. Giants 11/5/95	128	6	21.3	30	1
85 Antonio Freeman	Green Bay 9/29/96	108	7	15.4	28	2
86 Cris Carter	Minnesota 11/10/96	142	7	20.3	40	0
87 Jimmy Smith	at Jacksonville 12/15/96	124	8	15.5	39	2
88 Jeff Graham	N.Y. Jets 8/31/97	100	3	33.3	47	2
89 Tim Brown	Oakland 10/26/97	107	7	15.3	24	0
90 Rod Smith	at Denver 11/2/97	114	5	22.8	59	1
91 Tony Martin	at San Diego 11/9/97	100	5	20.0	61	2
92 Derrick Alexander	at Baltimore 12/7/97	150	6	25.0	92	0
93 Michael Westbrook	Washington 9/20/98	132	7	18.9	36	2
94 Rod Smith	at Denver 10/11/98	136	8	17.0	50	1
95 Keyshawn Johnson	N.Y. Jets 12/6/98	114	9	12.7	20	1
96 Torrance Small	Indianapolis 12/20/98	120	3	40.0	53	0
97 Rod Smith	at Denver 12/27/98	158	9	17.6	36	1
98 Germaine Crowell	Detroit 9/12/99	141	7	20.1	41t	2
99 Peerless Price	Buffalo 10/24/99	106	5	21.2	45	1
100 Corey Bradford	at Green Bay 11/1/99	106	3	35.3	74t	1
101 Carl Pickens	Cincinnati 11/7/99	104	4	26.0	75t	1
102 Ed McCaffrey	Denver 11/14/99	125	6	20.8	42	1
103 Derrick Alexander	at Kansas City 11/21/99	101	8	12.6	25	0
104 Jeff Graham	San Diego 12/12/99	114	9	12.7	26	0
105 Torry Holt	St. Louis 9/10/00	101	6	16.8	41	0
106 Derrick Alexander	at Kansas City 10/2/00	153	5	30.6	73	1
107^Wesley Walls	at Carolina 10/8/00	102	7	14.6	26	0
108 Marvin Harrison	Indianapolis 10/15/00	134	7	19.1	39	0
109 Derrick Alexander	Kansas City 10/29/00	137	4	34.6	59t	2
^Tony Gonzalez	Kansas City 10/29/00	101	8	12.6	22	0
111 Keenan McCardell	at Jacksonville 11/12/00	156	6	26.0	67t	1
Jimmy Smith	at Jacksonville 11/12/00	117	10	11.7	34	0
113 Ed McCaffrey	at Denver 12/10/00	112	8	14.0	41	1
114 Peerless Price	Buffalo 12/23/00	132	8	16.5	34	1
Eric Moulds	Buffalo 12/23/00	101	4	25.3	48	0
116 James Thrash	Philadelphia 9/23/01	165	10	16.5	64t	2
117 Peerless Price	at Buffalo 11/18/01	138	10	13.8	23	1
118 Amani Toomer	at New York Giants 12/23/01	124	8	15.5	28	0

PLAYER	TEAM, DATE	YDS.	NO.	AVG.	LG	TD
119 Ike Hilliard	at New York Giants 12/23/01	105	7	15.0	26	1
120 Curtis Conway	at San Diego 12/30/01	156	11	14.2	38	1
121 Amani Toomer	at New York Giants 9/22/02	100	4	25.0	49	0
122 Jason McAddley	at Arizona 11/10/02	113	5	22.6	42	0
123+Priest Holmes	Kansas City 11/24/02	110	7	15.7	64t	1
124^Stephen Alexander	at San Diego 12/29/02	129	8	16.1	30	1

+ Running Back; ^ Tight End

OPPONENT SINGLE-GAME PERFORMANCES

100 YARDS RUSHING

PLAYER	TEAM, DATE	ATT	YDS	AVG.	LG	TD
1 Bo Jackson	L.A. Raiders 11/30/87	18	221	12.3	91t	2
2 Edgerrin James	Indianapolis 10/15/00	38	219	5.8	26t	3
3 Terrell Davis	Denver 10/11/98	30	208	6.9	70	1
4 Priest Holmes	Kansas City 11/24/02	23	197	8.6	30	2
5 Mike Anderson	Denver 11/26/00	30	195	6.5	80t	2
6 Earl Campbell	Houston 10/11/81	39	186	4.8	27	2
7 Walter Payton	Chicago 12/5/76	27	183	6.8	44	0
Olandis Gary	at Denver 12/19/99	22	183	8.3	71	0
Marshall Faulk	at St. Louis 10/20/02	32	183	5.7	40	3
10 Terrell Davis	at Denver 12/27/98	29	178	6.1	21	0
11 Thomas Jones	Arizona 9/15/02	24	173	7.2	58t	1
12 Harvey Williams	at Oakland 10/8/95	19	160	8.4	37	0
13 Curtis Martin	at N.Y. Jets 1/2/00	34	158	4.6	50	1
14 Marcus Allen	L.A. Raiders 12/5/82	24	156	6.5	53	2
Christian Okoye	Kansas City 10/8/89	30	156	5.2	21	1
Tyrone Wheatley	at Oakland 10/22/00	15	156	10.4	80t	1
17 Chuck Muncie	San Diego 11/16/81	20	151	7.6	73t	2
Freeman McNeil	N.Y. Jets 10/27/85	22	151	6.8	30	0
19 Eric Dickerson	L.A. Rams 9/23/85	31	150	4.8	43	3
20 Ted McKnight	Kansas City 9/30/79	12	147	12.3	84t	2
Antowain Smith	Buffalo 12/23/00	17	147	8.6	59	3
22 Tyrone Wheatley	Oakland 12/16/00	26	146	5.6	67	0
23 Lamar Smith	at Miami 9/3/00	27	145	5.4	36	1
24 Mike Thomas	Washington 9/19/76	27	143	5.3	24	1
25 Earl Campbell	at Houston 9/19/82	30	142	4.7	19	1
Stephen Davis	at Washington 11/4/01	32	142	4.3	20	1
27 Mike Pruitt	at Cleveland 11/11/79	15	141	9.4	65t	2
28 Jim Otis	St. Louis 9/12/76	27	140	5.2	18	1
Freeman McNeil	at N.Y. Jets 9/11/83	22	140	6.4	19	0
30 Gerald Riggs	Atlanta 10/13/85	23	139	6.0	30	0
31 Jerome Bettis	at Pittsburgh 9/27/98	28	138	4.9	23	0
32 Mike Pruitt	Cleveland 9/12/82	30	136	4.5	10	2
Clinton Portis	Denver 11/17/02	23	136	5.9	34	0
34 Barry Sanders	at Detroit 11/17/96	16	134	8.4	40	1
35 Franco Harris	Pittsburgh 10/23/83	31	132	4.3	11	1
36 Glyn Milburn	at Denver 12/10/95	18	131	7.3	29	0
Adrian Murrell	N.Y. Jets 8/31/97	24	131	5.5	15	0
Mike Anderson	at Denver 12/10/00	29	131	4.5	19	2
39 Otis Anderson	at St. Louis 11/13/83	29	130	4.5	16	0
40 Bobby Humphrey	at Denver 9/23/90 (OT)	25	129	5.2	26	0
Marshall Faulk	Indianapolis 12/4/94	27	129	4.8	45t	1
42 Marion Butts	at San Diego 11/25/90	28	128	4.6	19	0
43 Gerry Ellis	at Green Bay 11/1/81	23	127	5.5	19	0

	PLAYER	TEAM, DATE	ATT	YDS	AVG.	LG	TD
	Greg Pruitt	Cleveland 12/18/77	22	127	5.8	18	1
	Charlie Garner	at Oakland 9/8/02	15	127	8.5	28	1
46	Christian Okoye	at Kansas City 11/5/89	37	126	3.4	16	1
47	Barry Foster	at Pittsburgh 12/6/92	33	125	3.8	12	1
48	Garrison Hearst	at San Francisco 12/1/02	31	124	4.0	31	3
49	Harold Green	Cincinnati 9/6/92	21	123	5.9	52	0
50	Tom Sullivan	at Philadelphia 12/12/76	23	121	5.3	26	2
	Terry Middleton	at Green Bay 10/15/78	23	121	5.3	25	4
	Tony Reed	Kansas City 12/17/78	11	121	11.0	62t	1
	John Stephens	at New England 12/4/88	31	121	3.9	21	0
54	Robert Newhouse	Dallas 10/3/76	19	120	6.3	24	1
	Dexter Bussey	Detroit 9/24/78	20	120	6.0	29t	1
	Gary Anderson	at San Diego 9/18/88	19	120	6.3	25t	1
	Priest Holmes	at Kansas City 11/25/01	26	120	4.6	12	0
58	Larry Kinnebrew	at Cincinnati 11/18/84	22	119	5.4	12	0
59	Tony Dorsett	Dallas 12/4/83	26	117	4.5	17	2
	Priest Holmes	Kansas City 1/6/02	23	117	5.1	22	0
61	Rob Carpenter	N.Y. Giants 10/18/81	21	116	5.5	22	1
	Mike Pruitt	Cleveland 10/12/80	24	116	4.8	22t	2
	Walter Payton	Chicago 9/23/84	24	116	4.8	25	0
	Joe Morris	N.Y. Giants 10/19/86	24	116	4.8	16	0
	Adrian Murrell	N.Y. Jets 11/26/95	24	116	4.8	21	1
	Eddie George	Tennessee 10/5/97	26	116	4.5	22	0
67	George Rogers	at Washington 9/28/86	25	115	4.6	24	2
	John Settle	at Atlanta 10/2/88	21	115	5.5	20	0
	Natrone Means	at San Diego 9/10/95	26	115	4.4	9	0
70	Lydell Mitchell	Baltimore 9/18/77	32	114	3.6	14	0
71	Terry Metcalf	St. Louis 9/12/76	16	113	7.1	36	0
	Greg Pruitt	Cleveland 12/3/78	12	113	9.4	44	0
	Greg Bell	Buffalo 10/14/84	28	113	4.0	22	0
	Greg Hill	at Kansas City 12/24/95	21	113	5.4	16	0
75	John Cappelletti	San Diego 9/7/80	16	112	7.0	46	0
	Napolean Kaufman	Oakland 10/26/97	17	112	6.6	55	1
77	Hershal Walker	Philadelphia 12/13/92	23	111	4.8	18	1
	Eric Rhett	Tampa Bay 11/20/94	24	111	4.6	27	0
	Terrell Davis	Denver 9/8/96	28	111	3.9	17	0
80	Kenny Watson	Washington 11/3/02	23	110	4.8	23	0
81	Walter Payton	at Chicago 11/5/78	18	109	6.1	12	1
	Marcus Allen	at L.A. Raiders 12/15/85	27	109	4.0	14	1
	Leonard Russell	at Denver 11/13/94	19	109	5.7	22	1
	Greg Hill	Kansas City 9/3/95	15	109	7.3	27	0
	Terrell Davis	at Denver 12/9/01	19	109	5.7	57	0
	Emmitt Smith	at Dallas 10/27/02	24	109	7.8	14	1
87	Tony Dorsett	at Dallas 11/27/80	24	107	4.5	16	2
	Mike Pruitt	at Cleveland 10/2/83	24	107	4.5	10	0
	Tony Collins	at New England 9/16/84	20	107	5.4	21	0
	Roger Craig	San Francisco 9/25/88	21	107	5.1	24	0
	Terrell Davis	Denver 9/7/97	21	107	5.1	14	1
	Ricky Williams	New Orleans 9/17/00	23	107	4.7	15	0
93	James Hadnot	at Kansas City 11/22/81	10	106	10.6	24	0
	Frank Pollard	at Pittsburgh 12/6/87	22	106	4.8	15	1
	Terrell Davis	at Denver 12/1/96	26	106	4.1	16	1
96	Natrone Means	at San Diego 10/30/94	26	104	4.0	20	1
	Napolean Kaufman	Oakland 11/24/96	15	104	6.9	21	0
	Dorsey Levens	at Green Bay 11/1/99	24	104	4.3	15	0
99	Franco Harris	at Pittsburgh 12/4/77	23	103	4.5	11	0
	Billy Taylor	N.Y. Giants 12/7/80	19	103	5.4	30t	1
	Tony Collins	New England 12/19/82	32	103	3.2	11	0
	Marc Logan	Cincinnati 10/11/87	16	103	6.4	30	1
	Leonard Russell	Denver 10/9/94	22	103	4.7	22	0
	Tim Biakabutuka	at Carolina 10/8/00	23	103	4.5	43	0

	PLAYER	TEAM, DATE	ATT	YDS	AVG.	LG	TD
	Fred Taylor	at Jacksonville 11/12/00	21	103	4.9	19	1
106	Sam Cunningham	at New England 10/9/77	31	101	3.3	26	0
	Larry Kinnebrew	at Cincinnati 9/8/85	18	101	5.6	16	1
	Marcus Allen	L.A. Raiders 11/3/85	19	101	5.3	14	0
	Neil Anderson	at Chicago 9/9/90	20	101	5.1	17	2
	Barry Sanders	at Detroit 10/17/93	22	101	4.6	29	0
	Terrell Davis	at Denver 11/2/97	21	101	4.8	19	0
	Warrick Dunn	at Atlanta 12/15/02	20	101	5.1	31	0
113	Sonny Collins	Atlanta 11/7/76	17	100	5.9	47	0
	Chuck Foreman	Minnesota 11/14/76	17	100	5.9	36	0
	Clarence Davis	at Oakland 11/6/77	18	100	5.6	24	1
	Tyrone Wheatley	Oakland 10/3/99	20	100	5.0	23	1
	Duce Staley	Philadelphia 12/8/02	21	100	4.8	21t	1

300 YARDS PASSING

	PLAYER	TEAM, DATE	ATT	CMP	YDS	TD	INT
1	Dan Fouts	at San Diego 9/15/85	43	29	440	4	1
2	John Elway	Denver 12/20/85	42	24	432	1	0
3	Ken O'Brien	N.Y. Jets 11/2/86	32	26	431	4	0
	Steve Beuerlein	Phoenix 12/19/93 (OT)	53	34	431	3	2
5	Vinny Testaverde	at N.Y. Jets 12/6/98	63	42	418	2	1
6	Tony Eason	at New England 9/21/86	45	26	414	3	0
7	Jeff Blake	Cincinnati 11/6/94 (OT)	43	31	387	0	1
8	Kurt Warner	St. Louis 9/10/00	47	35	386	1	1
9	Trent Green	Washington 9/20/98	54	27	383	2	2
10	Doug Flutie	at San Diego 12/30/01	53	34	377	1	2
11	Warren Moon	at Houston 11/7/93	55	36	369	2	2
12	Doug Flutie	Buffalo 12/23/00	25	20	366	3	0
13	Randall Cunningham	Philadelphia 12/13/92 (OT)	44	27	365	0	1
14	Lynn Dickey	Green Bay 10/21/84	38	24	364	3	3
15	Jay Schroeder	L.A. Raiders 12/18/88	49	22	354	3	1
16	Jeff Rutledge	at NY Giants 12/11/83	52	29	349	0	2
17	John Elway	Denver 10/22/89	35	18	344	2	0
	Mark Herrmann	San Diego 10/6/85	35	26	344	3	3
19	Ken Stabler	Oakland 9/16/79	37	25	343	1	2
	Trent Green	Kansas City 11/24/02	34	26	343	2	1
21	Ken Stabler	at Oakland 12/16/79	47	31	342	1	2
	Elvis Grbac	Kansas City 10/29/00	35	22	342	3	3
23	Mark Brunell	at Jacksonville 11/12/00	34	24	340	1	0
24	Dan Fouts	at San Diego 12/13/80	42	29	339	1	2
25	John Elway	at Denver 9/13/87	32	22	338	4	1
	Dan Fouts	San Diego 9/18/83	41	21	338	4	3
	John Elway	at Denver 12/27/98	36	26	338	4	0
	Kerry Collins	at New York Giants 12/23/01	47	30	338	1	0
29	John Elway	Denver 12/13/87	42	21	335	1	2
	Peyton Manning	Indianapolis 12/20/98	39	23	335	1	1
31	Boomer Esiason	at Cincinnati 11/16/86	33	22	334	1	1
32	Jeff Hostetler	at Oakland 10/8/95	33	20	333	2	0
33	Dan Fouts	San Diego 9/9/84	40	23	332	2	4
	Steve Beuerlein	at Carolina 10/8/00	39	27	332	2	1
	Drew Brees	at San Diego 12/29/02	49	27	332	3	1
36	Dan Fouts	at San Diego 10/9/83	36	28	331	1	2
37	Jim Kelly	Buffalo 12/8/96	41	24	324	1	2
38	Elvis Grbac	at Kansas City 11/21/99	49	30	322	0	1
39	John Elway	at Denver 10/26/86	32	18	321	1	1
40	Bill Kenney	at Kansas City 12/27/87	35	23	320	3	0
41	Dan Fouts	at San Diego 10/14/79	35	28	318	3	0
42	Alex Van Pelt	at Buffalo 11/18/01	42	28	316	2	0
43	Bill Kenney	at Kansas City 12/9/84	37	18	312	2	0

PLAYER	TEAM, DATE	ATT	CMP	YDS	TD	INT
44 Bill Kenney	Kansas City 11/27/83	38	21	311	4	0
Jim Everett	at L.A. Rams 10/23/88	27	20	311	3	0
46 Brian Sipe	at Cleveland 10/2/83	40	25	310	1	3
47 Wade Wilson	at L.A. Raiders 10/7/84	19	12	309	2	0
48 Steve DeBerg	at San Francisco 10/7/79	40	31	306	1	1
49 Dan Fouts	at San Diego 10/4/81	41	30	302	3	0
Joe Montana	San Francisco 9/25/88	29	20	302	4	1
Eric Zeier	at Baltimore 12/8/97	28	17	302	1	0

100 YARDS RECEIVING

PLAYER	TEAM, DATE	YDS	No	AVG.	LG	TD
1 Wes Chandler	at San Diego 9/15/85	243	13	18.7	45	1
2 Al Toon	N.Y. Jets 11/2/86	195	9	21.7	50t	2
3 Marcus Allen	at L.A. Raiders 10/7/84	173	4	32.3	92	1
4 Morris Owens	Tampa Bay 10/16/77	166	9	18.4	67t	1
Henry Marshall	at Kansas City 12/9/84	166	8	20.8	36	1
Roy Green	Phoenix 9/17/89	166	8	20.8	59t	3
7 James Thrash	Philadelphia 9/30/01	165	10	16.5	64t	2
8 Jerry Rice	San Francisco 9/25/88	163	6	27.2	69t	3
Tony Martin	at San Diego 9/10/95	163	13	12.5	24	0
10 James Lofton	at Green Bay 10/21/84	162	5	32.4	79t	2
11 Stanley Morgan	at New England 9/21/86	161	7	23.0	44t	3
Wesley Walker	N.Y. Jets 11/2/86	161	6	26.8	83t	1
Fred Barnett	Philadelphia 12/13/92 (OT)	161	9	17.9	53	1
14 Rod Smith	at Denver 12/27/98	158	9	17.6	36	1
15 Darnay Scott	Cincinnati 11/6/94 (OT)	157	7	22.4	76	0
16 Cliff Branch	Oakland 9/16/79	156	7	22.3	47	0
Keenan McCardell	at Jacksonville 11/12/00	156	6	26.0	67t	1
Curtis Conway	at San Diego 12/30/01	156	11	14.2	38	1
19 Willie Davis	Kansas City 9/3/95	155	6	25.8	60t	2
20 Vance Johnson	at Denver 11/26/89	154	6	25.7	69	2
21 Derrick Alexander	at Kansas City 10/2/00	153	5	30.6	73	1
22 Todd Christensen	L.A. Raiders 10/16/83	152	11	13.8	22t	3
Gary Clark	Phoenix 12/19/93 (OT)	152	12	12.7	28	1
Tony Martin	San Diego 9/18/94	152	6	25.3	99t	1
25 Wes Chandler	San Diego 10/6/85	150	9	16.7	59	2
Derrick Alexander	at Baltimore 12/7/97	150	6	25.0	92	0
27 Carlos Carson	Kansas City 11/27/83 (OT)	149	7	21.3	35	1
Gary Clark	Washington 12/23/89	149	9	16.6	44t	1
29 Tim Brown	at Oakland 10/8/95	143	5	28.6	80t	1
30 Anthony Miller	at San Diego 10/4/92	142	9	15.8	67t	2
Cris Carter	Minnesota 11/10/96	142	7	20.3	40	0
32 Germaine Crowell	Detroit 9/12/99	141	7	20.1	41t	2
33 Mike Quick	at Philadelphia 9/10/89	140	6	23.3	40	1
34 Drew Hill	Houston 11/13/88	139	8	17.4	57t	1
35 Peerless Price	at Buffalo 11/18/01	138	10	13.8	23	1
36 John Jefferson	San Diego 9/7/80	137	9	15.2	49t	2
Mark Jackson	Denver 12/11/88	137	7	19.6	35	1
Michael Young	Denver 10/22/89	137	6	22.8	47	0
Derrick Alexander	Kansas City 10/29/00	137	4	34.6	59t	2
40 Rod Smith	at Denver 10/11/98	136	8	17.0	50	1
41 Webster Slaughter	at Houston 11/7/93	135	9	15.0	36	1
42 Marvin Harrison	Indianapolis 10/15/00	134	7	19.1	39	0
43 Pete Holohan	San Diego 9/9/84	133	6	22.2	51	0
44 Michael Westbrook	Washington 9/20/98	132	7	18.9	36	2
Peerless Price	Buffalo 12/23/00	132	8	16.5	34	1
46 ^Stephen Alexander	at San Diego 12/29/02	129	8	16.1	30	1
47 Calvin Sherrard	N.Y. Giants 11/5/95	128	6	21.3	30	1
48 Riley Odoms	at Denver 9/23/79	125	5	25.0	45	0
Ed McCaffrey	Denver 11/14/99	125	6	20.8	42	1
50 Todd Christensen	at L.A. Raiders 10/25/87	124	8	15.5	20	1

PLAYER	TEAM, DATE	Yds.	No.	AVG.	LG	TD	
	Anthony Miller	at San Diego 11/10/91	124	5	24.8	58	0
	Jimmy Smith	at Jacksonville 12/15/96	124	8	15.5	39	2
	Amani Toomer	at New York Giants 12/23/01	124	8	15.5	28	1
54	Melvyn Horton	at L.A. Raiders 11/17/91	123	7	17.6	51t	1
	Anthony Miller	San Diego 10/3/93	123	10	12.3	20	1
56	Henry Childs	New Orleans 11/18/79	121	6	20.2	34	0
57	Carlos Carson	at Kansas City 12/27/87	120	4	30.0	81t	1
	Vance Johnson	at Denver 9/23/90	120	9	13.3	22	0
	Torrance Small	Indianapolis 12/20/98	120	3	40.0	53	0
60	Steve Watson	at Denver 11/20/83	119	4	29.8	78t	1
	Eric Green	Pittsburgh 12/26/93	119	7	17.0	41	0
62	Duriel Harris	at Miami 9/9/79	117	5	23.4	51	0
	Eddie Brown	at Cincinnati 10/6/91	117	7	16.7	43	0
	Jimmy Smith	at Jacksonville 11/12/00	117	10	11.7	34	0
65	Wesley Walker	at N.Y. Jets 9/11/83	116	3	38.7	48t	1
	Anthony Miller	at San Diego 10/15/89	116	7	16.6	44	0
67	Eric Sievers	San Diego 9/18/83	115	6	19.2	27t	2
68	Earnest Gray	N.Y. Giants 12/7/80	114	3	38.0	50t	2
	Tim Brown	L.A. Raiders 11/28/88	114	4	28.5	49t	1
	Rod Smith	at Denver 11/2/97	114	5	22.8	59	1
	Keyshawn Johnson	N.Y. Jets 12/6/98	114	9	12.7	20	1
	Jeff Graham	San Diego 12/12/99	114	9	12.7	26	0
73	John Jefferson	at San Diego 12/13/80	113	8	14.1	19t	1
	Mervyn Fernandez	at L.A. Raiders 12/18/88	113	4	28.3	54t	1
	Mervyn Fernandez	at L.A. Raiders 10/1/89	113	7	16.1	36t	1
	John Taylor	San Francisco 12/8/91	113	7	16.1	41	1
	Michael Irvin	at Dallas 10/11/92	113	6	18.8	24	0
	Jason McAddley	at Arizona 11/10/02	113	5	22.6	42	0
79	Ed McCaffrey	at Denver 12/10/00	112	8	14.0	41	1
80	Steve Watson	Denver 11/6/83	110	7	15.7	25t	1
	+Priest Holmes	Kansas City 11/24/02	110	7	15.7	64t	1
82	Cliff Branch	at Oakland 12/16/79	109	10	10.9	15	0
	Charles Smith	Philadelphia 11/2/80	109	5	21.8	38	1
	Tony McGee	at Cincinnati 12/10/89	109	7	15.6	23	1
	Bill Brooks	at Buffalo 10/15/95	109	6	18.2	30	2
86	Stanley Morgan	New England 9/21/80	108	2	54.0	68t	2
	Willie Gault	at L.A. Raiders 12/18/88	108	2	54.0	57	1
	Antonio Freeman	Green Bay 9/29/96	108	7	15.4	28	2
89	Tim Brown	L.A. Raiders 1/18/94	107	4	26.8	77t	1
	Tim Brown	Oakland 10/26/97	107	7	15.3	24	0
91	James Scott	Chicago 12/5/76	106	3	35.3	63t	2
	Kellen Winslow	San Diego 11/16/81	106	7	15.1	31	0
	Stephon Paige	at Kansas City 11/20/88	106	5	21.2	49	0
	Peerless Price	Buffalo 10/24/99	106	5	21.2	45	1
	Corey Bradford	at Green Bay 11/1/99	106	3	35.3	74t	1
96	Kellen Winslow	at San Diego 12/14/86	105	8	13.1	28	1
	Paul Primer	Kansas City 9/11/88	105	8	13.1	27	0
	Henry Ellard	at Washington 9/4/94	105	7	15.0	25	0
	Ike Hilliard	at New York Giants 12/23/01	105	7	15.0	26	1
100	Willie McGee	San Francisco 9/26/76	104	5	20.8	52t	1
	Carlos Carson	at Kansas City 9/4/83	104	7	14.9	48	1
	Marcus Allen	at L.A. Raiders 10/30/83	104	8	13.0	36	0
	J.T. Smith	Phoenix 9/17/89	104	7	14.9	25t	1
	Carl Pickens	Cincinnati 11/7/99	104	4	26.0	75t	1
105	Jerome Barkum	N.Y. Jets 11/26/79	103	6	17.2	40	0
	John Jefferson	San Diego 9/7/80	103	6	17.2	23t	2
	Byron Williams	at N.Y. Giants	103	7	14.7	24	0
	Art Monk	at Washington 9/28/86	103	5	20.6	69	0
	Hart Lee Dykes	at New England 10/7/90	103	5	20.6	35t	1
110	Tony McGee	at Cincinnati 9/26/93	102	7	14.6	37	0
	Wesley Walls	at Carolina 10/8/00	102	7	14.6	26	0

	PLAYER	TEAM, DATE	YDS	NO	AVG.	LG	TD
112	Dave Logan	Cleveland 12/20/81	101	5	20.2	26	1
	Cris Collinsworth	at Cincinnati 9/8/85	101	4	25.3	71	0
	Henry Ellard	at L.A. Rams 10/23/88	101	7	14.4	20	0
	Irving Fryar	at New England 9/20/92	101	6	16.8	36t	1
	Derrick Alexander	at Kansas City 11/21/99	101	8	12.6	25	0
	Torry Holt	St. Louis 9/10/00	101	6	16.8	41	0
	Tony Gonzalez	Kansas City 10/29/00	101	8	12.6	22	0
	Eric Moulds	Buffalo 12/23/00	101	4	25.3	48	0
120	Isaac Curtis	at Cincinnati 9/25/77	100	3	33.3	54	1
	Stephon Paige	at Kansas City 12/27/87	100	7	14.3	46t	1
	Jeff Graham	N.Y. Jets 8/31/97	100	3	33.3	47	2
	Tony Martin	at San Diego 11/9/97	100	5	20.0	61	2
	Amani Toomer	at New York Giants 9/22/02	100	4	25.0	49	0

+Running Back; ^ Tight End

RECEPTIONS

	PLAYER	TEAM, DATE	NO.	YDS.	AVG.	LG	TD
1	Wes Chandler	at San Diego 9/15/85	13	243	18.7	45	1
	Tony Martin	at San Diego 9/10/95	13	163	12.5	24	0
3	Gary Clark	Phoenix 12/19/93 ot	12	152	12.7	28	1
4	Todd Christensen	L.A. Raiders	11	152	13.8	22t	3
5	Curtis Conway	at San Diego	11	156	14.2	38	1
6	Don McCauley	Baltimore 11/12/78	10	88	8.8	19	0
	Cliff Branch	at Oakland 12/16/79	10	109	10.9	15	0
	Clarence Williams	at San Diego 10/4/81	10	89	8.9	15	0
	Anthony Miller	San Diego 10/3/93	10	123	12.3	20	1
	Jimmy Smith	at Jacksonville 11/12/00	10	117	11.7	67t	1
	James Thrash	Philadelphia 9/23/01	10	165	16.5	64t	2
	Peerless Price	at Buffalo 11/18/01	10	138	13.8	23	1
	LaDainian Tomlinson	at San Diego 12/30/01	10	68	6.8	13	0



Chargers LaDainian Tomlinson had 10 receptions versus the Seahawks in 2001.

3.0 SACKS

	PLAYER	TEAM, DATE	SACKS	YARDS
1	Derrick Thomas	at Kansas City 11/11/90	*7.0	60.0
2	Barney Chavous	Denver 12/21/80	4.0	47.0
	Anthony Smith	L.A. Raiders 10/18/92	4.0	29.0
	Anthony Smith	L.A. Raiders 9/12/93	4.0	21.0
	Leslie O'Neal	San Diego 10/22/95	4.0	26.0
6	Keith Willis	Pittsburgh 10/23/83	3.5	15.0
	Randy White	Dallas 12/4/83	3.5	30.0
	Simon Fletcher	Denver 11/30/92 (OT)	3.5	23.5

9 12 players tied with

* NFL record

MISCELLANEOUS TOP TEN

HOME ATTENDANCE

	ATT	OPPONENT	STADIUM	DATE	W/L	SCORE
1	68,681	Oakland	Husky Stadium	December 16, 2000	W	27-24
2	68,661	Denver	Husky Stadium	November 26, 2000	L	38-31
3	67,231	Oakland	Husky Stadium	November 11, 2001	W	34-27
4	66,420	San Francisco	Seahawks Stadium	October 14, 2002	L	28-21
5	66,400	Oakland	Kingdome	October 10, 1999	W	22-21
6	66,332	Kansas City	Kingdome	December 26, 1999	W	23-14
7	66,318	San Diego	Kingdome	December 12, 1999	L	19-16
8	66,314	Denver	Kingdome	November 14, 1999	W	20-17
	66,314	Tampa Bay	Kingdome	November 28, 1999	L	16-3
10	66,303	Cincinnati	Kingdome	November 7, 1999	W	37-20

ROAD ATTENDANCE

	ATT	OPPONENT	STADIUM	DATE	W/L	SCORE
1	88,734*	L.A. Raiders	Coliseum	January 8, 1983	L	30-14
2	82,893	Kansas City	Arrowhead Stadium	October 2, 2000	L	24-17
3	82,352	Washington	FedEx Field	November 4, 2001	L	27-14
4	78,847	Kansas City	Arrowhead Stadium	October 23, 1994	L	38-23
5	78,605	Cleveland	Municipal Stadium	October 9, 1988	W	16-10
6	78,551	NY Giants	Giants Stadium	September 22, 2002	L	9-6
7	78,119	NY Giants	Giants Stadium	December 23, 2001	L	27-24
8	77,357	Kansas City	Arrowhead Stadium	November 25, 2001	L	19-7
9	77,904	L.A. Raiders	Coliseum	October 7, 1984	L	28-14
10	77,425	L.A. Raiders	Coliseum	December 15, 1985	L	13-3

* Playoff Game

COLDEST GAMES

	TEMP	OPPONENT	DATE	W/L	SCORE
1	22	at Denver	December 10, 2000	L	31-24
2	26	at Pittsburgh	December 6, 1992	L	20-14
3	27	at Denver	December 19, 1999	L	(OT) 36-30
4	30	at Cincinnati	December 10, 1989	W	24-17
5	31	at New England	December 4, 1988	L	13-7
	31	at Kansas City	December 24, 1995	L	26-3
7	32	at Kansas City	December 2, 1979	L	37-21
8	34	at Pittsburgh	December 4, 1977	L	30-20
	34	at Denver	November 23, 1980	L	36-20
	34	at Cincinnati	November 18, 1984	W	26-6
	34	at Kansas City	November 20, 1988	L	27-24

WARMEST GAMES

	TEMP	OPPONENT	DATE	W/L	SCORE
1	95	at NY Jets	September 11, 1983	W	17-10
2	94	at Kansas City	September 4, 1987	L	17-13
3	93	at Philadelphia	September 10, 1989	L	31-7
4	89	at Miami	September 3, 2000	L	23-0
5	88	at Cincinnati	September 8, 1985	W	28-24
6	85	at Denver	September 13, 1987	L	40-17
7	84	at San Diego	September 1, 1996	L	29-7
8	83	at Denver	October 1, 1978	L	28-7
9	82	at Miami	September 9, 1979	L	19-10
	82	at Arizona	October 29, 1995	L	20-14
	82	at NY Giants	September 29, 2002	L	9-6

RECORD BY MONTH

REGULAR SEASON

YEAR	AUG	SEPT	OCT	NOV	DEC	JAN	RECORD
1976		0-3	1-4	1-3	0-2		2-12
1977		0-2	2-3	1-3	2-1		5-9
1978		2-2	2-3	3-1	2-1		9-7
1979		1-4	3-1	3-1	2-1		9-7
1980		2-2	2-2	0-5	0-3		4-12
1981		1-3	1-3	2-3	2-1		6-10
1982		0-2		2-0	1-3	1-0	4-5
1983		2-2	3-2	2-2	2-1		9-7
1984		4-1	3-1	4-0	1-2		12-4
1985		2-2	2-2	2-2	2-2		8-8
1986		3-1	2-2	2-3	3-0		10-6
1987		1-1	3-1	3-2	2-2		9-6
1988		2-2	3-2	2-2	2-1		9-7
1989		1-2	3-2	0-4	3-1		7-9
1990		0-3	3-1	2-2	4-1		9-7
1991		2-3	3-1	1-2	1-3		7-9
1992		1-3	0-4	1-3	0-4		2-14
1993		2-2	2-2	1-2	1-3	0-1	6-10
1994		3-1	0-4	2-2	1-3		6-10
1995		1-2	1-4	3-1	3-1		8-8
1996		1-4	2-1	2-2	2-2		7-9
1997	0-1	2-2	3-0	1-4	2-1		8-8
1998		3-1	1-2	2-3	2-2		8-8
1999		2-1	2-1	4-1	1-3	0-1	9-7
2000		2-2	0-5	2-1	2-2		6-10
2001		1-2	2-1	2-2	3-2	1-0	9-7
2002		1-3	1-2	2-2	3-2		7-9
Total	0-1	42-58	50-56	52-58	49-50	2-2	195-225(.464)

INCLUDING PLAYOFFS

YEAR	AUG	SEPT	OCT	NOV	DEC	JAN	RECORD	PLAYOFFS
1976		0-3	1-4	1-3	0-2		2-12	
1977		0-2	2-3	1-3	2-1		5-9	
1978		2-2	2-3	3-1	2-1		9-7	
1979		1-4	3-1	3-1	2-1		9-7	
1980		2-2	2-2	0-5	0-3		4-12	
1981		1-3	1-3	2-3	2-1		6-10	
1982		0-2		2-0	1-3	1-0	4-5	
1983		2-2	3-2	2-2	4-1 *	0-1 *	9-8 *	2-1
1984		4-1	3-1	4-0	2-3 *		13-5 *	1-1
1985		2-2	2-2	2-2	2-2		8-8	
1986		3-1	2-2	2-3	3-0		10-6	
1987		1-1	3-1	3-2	2-2	0-1 *	9-7 *	0-1
1988		2-2	3-2	2-2	2-2 *		9-8 *	0-1
1989		1-2	3-2	0-4	3-1		7-9	
1990		0-3	3-1	2-2	4-1		9-7	
1991		2-3	3-1	1-2	1-3		7-9	
1992		1-3	0-4	1-3	0-4		2-14	
1993		2-2	2-2	1-2	1-3	0-1	6-10	
1994		3-1	0-4	2-2	1-3		6-10	
1995		1-2	1-4	3-1	3-1		8-8	
1996		1-4	2-1	2-2	2-2		7-9	
1997	0-1	2-2	3-0	1-4	2-1		8-8	
1998		3-1	1-2	2-3	2-2		8-8	
1999		2-1	2-1	4-1	1-3	0-2 *	9-8 *	0-1
2000		2-2	0-5	2-1	2-2		6-10	
2001		1-2	2-1	2-2	3-2	1-0	9-7	
2002		1-3	1-2	2-2	3-2		7-9	
Total	0-1	42-58	50-56	52-58	52-52*	2-5*	198-230 *	3-5

* includes playoffs

PRIME TIME RECORD

(25-18)

ABC'S MONDAY NIGHT FOOTBALL (12-7)

DATE	W/L	SCORE	OPPONENT
October 29, 1979	W	31-28	at Atlanta
November 26, 1979	W	30-7	New York Jets
November 17, 1980	L	19-17	Oakland
November 16, 1981	W	44-23	San Diego
October 29, 1984	W	24-0	at San Diego
November 12, 1984	W	17-14	at L.A. Raiders
September 23, 1985	L	35-24	L.A. Rams
November 25, 1985	L	19-6	at San Francisco
October 6, 1986	W	33-7	San Diego
December 8, 1986	W	37-0	L.A. Raiders
November 9, 1987	L	30-14	at New York Jets
November 30, 1987	L	37-14	at L.A. Raiders
November 28, 1988	W	35-27	L.A. Raiders
December 4, 1989	W	17-16	Buffalo
October 1, 1990	W	31-16	Cincinnati
November 30, 1992	W	16-13(OT)	Denver
November 1, 1999	W	27-7	at Green Bay
October 2, 2000	L	24-17	at Kansas City
October 14, 2002	L	28-21	San Francisco

THURSDAY-SUNDAY NIGHT (13-11)

DATE	NETWORK	W/L	SCORE	OPPONENT
Friday, December 20, 1985	ABC	L	27-24	Denver
Thursday, November 27, 1986*	NBC	W	31-14	at Dallas
Sunday, December 13, 1987	ESPN	W	28-21	Denver
Sunday, December 11, 1988	ESPN	W	42-14	Denver
Sunday, December 17, 1989	ESPN	W	23-17	L.A. Raiders
Sunday, November 25, 1990	ESPN	W	13-10	at San Diego
Sunday, December 23, 1990	ESPN	W	17-12	Denver
Sunday, October, 13, 1991	ESPN	L	23-20	L.A. Raiders
Sunday, December 22, 1991	ESPN	W	23-9	L.A. Rams
Sunday, November 22, 1992	ESPN	L	24-14	Kansas City
Sunday, September 12, 1993	TNT	L	17-13	L.A. Raiders
Sunday, December 18, 1994	ESPN	L	17-16	L.A. Raiders
Sunday, December 17, 1995	ESPN	W	44-10	L.A. Raiders
Thursday, October 17, 1996	TNT	L	34-16	at Kansas City
Sunday, December 15, 1996	ESPN	L	20-13	at Jacksonville
Sunday, December 21, 1997	ESPN	W	38-9	San Francisco
Sunday, October 4, 1998	ESPN	L	17-6	at Kansas City
Sunday, November 1, 1998	ESPN	L	31-18	Oakland
Sunday, October 2, 1999	ESPN	W	22-21	Oakland
Sunday, November 14, 1999	ESPN	W	20-17	Denver
Saturday, December 23, 2000	ESPN	L	42-23	Buffalo
Sunday, November 11, 2001	ESPN	W	34-27	Oakland
Sunday, December 9, 2001	ESPN	L	20-7	at Denver
Sunday, September 29, 2002	ESPN	W	48-23	Minnesota

*Thanksgiving Day Game

RECORDS BY TELEVISION NETWORK

ABC (12-8)

ESPN (12-8)

NBC (1-0)

TNT (0-2)


RECORD BY STARTING QB

YEAR	BY YEAR	
	QUARTERBACK	RECORD
1976	Jim Zorn	2-12
1977	Jim Zorn	4-6
	Steve Myer	1-3
1978	Jim Zorn	9-7
1979	Jim Zorn	9-7
1980	Jim Zorn	4-12
1981	Jim Zorn	4-9
	Dave Krieg	2-1
1982	Jim Zorn	4-3
	Dave Krieg	0-2
1983	Jim Zorn	4-4
	Dave Krieg	5-3
1984	Dave Krieg	12-4
1985	Dave Krieg	8-8
1986	Dave Krieg	10-4
	Gale Gilbert	0-2
1987	Dave Krieg	7-5
	Jeff Kemp	1-0
	Bruce Mathison	1-1
1988	Dave Krieg	6-3
	Kelly Stouffer	3-3
	Jeff Kemp	0-1
1989	Dave Krieg	7-7
	Kelly Stouffer	0-2
1990	Dave Krieg	9-7
1991	Dave Krieg	4-5
	Jeff Kemp	2-3
	Dan McGwire	1-0
	Kelly Stouffer	0-1
1992	Stan Gelbaugh	0-8
	Kelly Stouffer	2-5
	Dan McGwire	0-1
1993	Rick Mirer	6-10
1994	Rick Mirer	5-8
	Dan McGwire	1-2
1995	Rick Mirer	7-6
	John Friesz	1-2
1996	Rick Mirer	2-7
	John Friesz	4-2
	Stan Gelbaugh	1-0
1997	Warren Moon	7-7
	John Friesz	0-1
	Jon Kitna	1-0
1998	Warren Moon	4-6
	Jon Kitna	3-2
	John Friesz	1-0
1999	Jon Kitna	8-7
	Glenn Foley	1-0

2000	Jon Kitna	6-6
	Brock Huard	0-4
2001	Matt Hasselbeck	5-7
	Trent Dilfer	4-0
2002	Matt Hasselbeck	5-5
	Trent Dilfer	2-4

BY WINNING %

QUARTERBACK	RECORD	WIN %
Glenn Foley	1-0	1.000
Dave Krieg	70-49	.588
Trent Dilfer	6-4	.600
Jon Kitna	18-15	.545
John Friesz	6-5	.545
Bruce Mathison	1-1	.500
Warren Moon	11-13	.458
Matt Hasselbeck	10-12	.455
Jeff Kemp	3-4	.429
Jim Zorn	40-60	.400
Dan McGwire	2-3	.400
Rick Mirer	20-31	.392
Kelly Stouffer	5-11	.313
Steve Myer	1-3	.250
Stan Gelbaugh	1-8	.111
Gale Gilbert	0-2	.000
Brock Huard	0-4	.000



Jim Zorn was the Seahawks first starting QB.

ALL-TIME HONORS

CAPTAINS

	OFFENSE	DEFENSE	SPECIAL TEAMS
1976	Norm Evans, T	Mike Curtis, LB	Ed Bradley, LB
1977	Norm Evans, T	Eddie McMillan, S	Steve Preece, S
1978	Norm Evans, T	Dennis Boyd, DT	Autry Beamon, S
1979	Steve Largent, WR	Dennis Boyd, DE	Autry Beamon, S
1980	Steve Largent, WR	Keith Simpson, S	
1981	Steve Largent, WR	Keith Simpson, CB	Don Dufek, S
1982	Steve Largent, WR	Keith Simpson, CB	Don Dufek, S
1983	Steve Largent, WR	Dave Brown, CB	Eric Lane, RB
1984	Charle Young, TE	Dave Brown, CB	Eric Lane, RB
1985	Steve Largent, WR	Dave Brown, CB	Eric Lane, RB
1986	Steve Largent, WR	Dave Brown, CB	Eric Lane, FB
1987	Steve Largent, WR Curt Warner, RB	Kenny Easley, S	Paul Moyer, S
1988	Steve Largent, WR	Jacob Green, DE	Game-to-Game
		Eugene Robinson, S	
1989	Steve Largent, WR	Jacob Green, DE	Game-to-Game
1990	Dave Krieg, QB	Jacob Green, DE	Game-to-Game
1991	Dave Krieg, QB	Jacob Green, DE	Game-to-Game
1992	John L. Williams, FB	Eugene Robinson, S	James Jones, TE
1993	John L. Williams, FB	Eugene Robinson, S	Tracy Johnson, FB
			Trey Junkin, TE
1994	Ray Donaldson, C	Eugene Robinson, S	Tracy Johnson, FB
			Trey Junkin, TE
1995	Rick Mirer, QB	Eugene Robinson, S	Trey Junkin, TE
1996	Rick Mirer, QB	Winston Moss, LB	Rick Tuten, P
	Chris Warren, RB	Terry Wooden, LB	
1997	John Friesz, QB	Winston Moss, LB	Jay Bellamy, S
1998	Warren Moon, QB	Darryl Williams, S	Jay Bellamy, S
	Kevin Glover, C	Michael Sinclair, DE	
1999*	Jon Kitna, QB	Chad Brown, LB	Fabien Bownes, WR
	Ricky Watters, RB	Cortez Kennedy, DT	James Logan, LB
season captains discontinued in 1999 and 2000			
2001	OFFENSE Matt Hasselbeck, QB	Robbie Tobeck, C	Ricky Watters, RB
	DEFENSE Chad Brown, LB	Levon Kirkland, LB	Marcus Robertson, S
2002	OFFENSE Trent Dilfer, QB	Robbie Tobeck, C	Mack Strong, FB
	DEFENSE Chad Brown, LB	Chad Eaton, DT	Marcus Robertson, S

* playoff captains

RING OF HONOR

1989	Steve Largent	WR	1994	Curt Warner	RB
1991	Jim Zorn	QB	1995	Jacob Green	DE
1992	Dave Brown	CB	2002	Kenny Easley	S
1992	Pete Gross	broadcaster			

STEVE LARGENT AWARD

(presented to the player who best exemplifies the spirit, dedication, and integrity of the Seahawks)

1989	Steve Largent	WR	1996	Cortez Kennedy	DT
1990	Jacob Green	DE	1997	Winston Moss	LB
1991	Rufus Porter	LB	1998	Michael Sinclair	DE
1992	Jeff Bryant	DE	1999	Chad Brown	LB
	Joe Nash	DT	2000	Ricky Watters	RB
1993	Eugene Robinson	S	2001	Mack Strong	FB
1994	Brian Blades	WR	2002	Mack Strong	FB
1995	Terry Wooden	LB			

MARCUS NALLEY TROPHY

(Most Valuable Player as voted by teammates)

1976	Jim Zorn	QB	1988	John L. Williams	FB
1977	Steve Largent	WR	1989	Brian Blades	WR
1978	Jim Zorn	QB	1990	John L. Williams	FB
1979	Steve Largent	WR	1991	Eugene Robinson	S
1980	Sam McCullum	WR	1992	Cortez Kennedy	DT
1981	Steve Largent	WR	1993	Eugene Robinson	S
1982	Kenny Easley	S	1994	Chris Warren	RB
1983	Curt Warner	RB	1995	Chris Warren	RB
1984	Kenny Easley	S	1996	Cortez Kennedy	DT
1985	Steve Largent	WR	1997	Darryl Williams	S
1986	Curt Warner	RB	1998	Chad Brown	LB
1987	Steve Largent	WR	<i>Discontinued in 1999</i>		



Sam McCullum (1976-81)

MAN OF THE YEAR

1976	Norm Evans	T	1991	Eugene Robinson	S
1980	Jim Zorn	QB	1992	Eugene Robinson	S
1981	Manu Tuiasosopo	DT	1993	Eugene Robinson	S
1982	Dave Brown	CB	1994	Brian Blades	WR
1983	Paul Johns	WR	1995	Eugene Robinson	S
1984	Jeff West	P	1996	Todd Peterson	K
1985	Mike Tice	TE	1997	Rick Tuten	P
1986	Mike Tice	TE	1998	Sam Adams	DT
1987	Mike Tice	TE	1999	Jon Kitna	QB
1988	Steve Largent	WR	2000	Jon Kitna	QB
1989	Norm Johnson	K	2001	Brock Huard	QB
1990	Jacob Green	DE	2002	Trent Dilfer	QB

Pro Bowl

Year	Player	Nominations	Year	Player	Nominations
1978	Steve Largent, WR	1	1990	John L. Williams, FB	1
1979	Steve Largent, WR	2	1991	Cortez Kennedy, DT	1
1981	Steve Largent, WR	3		John L. Williams, FB	2
1982	Kenny Easley, S	1	1992	Cortez Kennedy, DT, starter	2
1983	Kenny Easley, S, starter	2		Eugene Robinson, S	1
	Curt Warner, RB, starter	1	1993	Cortez Kennedy, DT, starter	3
1984	Dave Brown, CB	1		Eugene Robinson, S	2
	Kenny Easley, S, unanimous	3		Chris Warren, RB	1
	Norm Johnson, K, starter	1	1994	Cortez Kennedy, DT, starter	4
	Dave Krieg, QB	1		Rick Tuten, P	1
	Steve Largent, WR	4		Chris Warren, RB	2
	Joe Nash, DT, starter	1	1995	Cortez Kennedy, DT	5
	Fredd Young, special teams	1		Chris Warren, RB, starter	3
1985	Kenny Easley, S, starter	4	1996	Cortez Kennedy, DT, starter	6
	Steve Largent, WR, starter	5		Michael Sinclair, DE	1
	Fredd Young, special teams	2	1997	Darryl Williams, S, starter	1
1986	Bobby Joe Edmonds, KR	1		Michael Sinclair, DE	2
	Jacob Green, DE	1		Warren Moon, QB	1, 9 total
	Steve Largent, WR, starter	6	1998	Cortez Kennedy, DT	7
	Curt Warner, RB, starter	2		Michael Sinclair, DE	3
	Fredd Young, LB, starter	3		Chad Brown, LB, starter	1
1987	Kenny Easley, S, starter	5		Shawn Springs, CB	1
	Jacob Green, DE	2	1999	Cortez Kennedy, DT	8
	Steve Largent, WR, starter	7		Chad Brown, LB	2, 3 total
	Curt Warner, RB, starter	3		Walter Jones, T	1
	Fredd Young, LB, starter	4	2001	John Randle, DT, starter	1, 7 total
1988	Dave Krieg, QB	2		Walter Jones, T	2
	Rufus Porter, special teams	1	2002	Walter Jones, T, starter	3
1989	Brian Blades, WR	1			
	Dave Krieg, QB	3			
	Rufus Porter, special teams	2			

RETIRED JERSEYS

#12 Seattle's fans, the 12th Man (1984)

#80 Steve Largent (1995)

NFL COACH OF THE YEAR

- 1978 Jack Patera (AP, The Sporting News, Washington DC Touchdown Club, Seattle Gold Helmet Committee)
- 1983 Chuck Knox (Vince Lombardi Committee, Seattle Gold Helmet Committee, Football News)
- 1984 Chuck Knox (AP, The Sporting News, Seattle Gold Helmet Committee)
- 1992 Tom Catlin, Assistant Head Coach/Defense (Sports Illustrated)

NFL DEFENSIVE PLAYER OF THE YEAR

- 1984 Kenny Easley, S (AP, Pro Football Weekly, Kansas City 101 Club)
- 1992 Cortez Kennedy, DT (AP, Pro Football Writers, NEA, College & Pro Football Newsweekly)

PRO FOOTBALL HALL OF FAME

- 1995 Steve Largent, WR (elected in first year of eligibility)

NATIONAL HONORS

- 1976 Steve Niehaus, DT (NFC Defensive Rookie of the Year); Jim Zorn, QB (NFC Offensive Rookie of the Year)
- 1978 John Thompson, General Manager (The Sporting News NFL Executive of the Year)
- 1981 Kenny Easley, S (AFC Defensive Rookie of the Year)
- 1983 Kenny Easley, S (Football News AFC Defensive Player of the Year); Chuck Knox, Head Coach (UPI AFC Coach of the Year, Football News NFL Coach of the Year); Curt Warner, RB (UPI AFC Offensive Player of the Year, UPI AFC Rookie of the Year)
- 1984 Kenny Easley, S (AP & Pro Football Weekly NFL Defensive Player of the Year, NFL Alumni Association Defensive Back of the Year); Chuck Knox, Head Coach (Football Digest NFL Coach of the Year, UPI & PFWA AFC Coach of the Year); Fredd Young, Special Teams (AFC Special Teams Player of the Year)
- 1985 Steve Largent, WR (NFL Alumni Association Wide Receiver of the Year); Fredd Young, LB (NFL Alumni Association Special Teams Player of the Year); Curt Warner, RB (Sports Illustrated Comeback Player of the Year)
- 1986 Bobby Joe Edmonds, KR (AFC Special Teams Player of the Year); Curt Warner (UPI AFC Offensive Player of the Year)
- 1987 Curt Warner, RB (NFL Alumni Association Running Back of the Year)
- 1988 Steve Largent, WR (NFL Man of the Year)
- 1993 Rick Mirer, QB (NFL Offensive Rookie of the Year, UPI AFC Offensive Rookie of the Year)
- 1995 Eugene Robinson, S (Henry P. Iba Citizenship Award from the Tulsa Oklahoma Rotary Club)



Bobby Joe Edmonds (1986-88)

NFL PLAYER OF THE WEEK


- 1984 Joe Nash, NT (Week 4), Kenny Easley, S (Week 9), Dave Brown, CB (Week 10),
Dave Krieg, QB (Week 13)
- 1985 Dave Krieg, QB & Daryl Turner, WR (Week 2), Terry Taylor, CB (Week 9)
- 1986 Steve Largent, WR (Week 5), Jacob Green, DE (Week 12)
- 1987 Fredd Young, LB (Week 2), Steve Largent, WR (Week 6), Brian Bosworth, LB (Week 15)
- 1988 Jacob Green, DE (Week 2), Dave Krieg, QB (Week 16)
- 1989 Steve Largent, WR (Week 14)
- 1990 Dave Krieg, QB (Week 10), Nesby Glasgow, S (Week 12), DE Jacob Green (Week 17)
- 1991 Rufus Porter, LB (Week 13)
- 1992 Cortez Kennedy, DT (Week 3)
- 1993 Chris Warren, RB (Week 3), *Rick Mirer, QB and P Rick Tuten (Week 5),
Eugene Robinson (Week 11)
- 1994 Chris Warren, RB (Week 5), Robert Blackmon, S (Week 13)
- 1995 *Joey Galloway, WR (Week 11), Robert Blackmon, S (Week 12),
Todd Peterson, K (Week 14), Robert Blackmon, S (Week 15), Rick Tuten, P (Week 16)
- 1996 Cortez Kennedy, DT (Week 6), Darryl Williams, S (Week 9), Michael McCrary,
Special Teams (Week 10), Rick Tuten, P (Week 15), Michael McCrary, DE (Week 17)
- 1997 Chad Brown, LB (Week 3), Darryl Williams, S (Week 4),
Warren Moon, QB (Week 9 & Week 11)
- 1998 Jon Kitna, QB (Week 13)
- 1999 *Charlie Rogers, PR, Special Teams (Week 3), Shawn Springs, CB (Week 8)
- 2000 Jon Kitna, QB (Week 11)
- 2001 Shaun Alexander, RB (Weeks 4 and 9); Charlie Rogers, KR, Special Teams (Week 16)
- 2002 Shaun Alexander, RB (Week 4), Matt Hasselbeck (Week 12), Ken Lucas (Week 15)
- * rookie

NFL PLAYER OF THE MONTH

- 1986 Curt Warner, RB (October), Dave Krieg, QB (December)
- 1989 John L. Williams, FB (December)
- 1996 Michael McCrary, DE (December)
- 1998 Chad Brown, LB (November)
- 1999 Jon Kitna, QB (October), Jeff Feagles, P (December)

NFL ROOKIE OF THE MONTH

- 1997 Walter Jones, T (October)
- 2002 Rocky Bernard, DT (September)



Dave Krieg (1980-91)

HALL OF FAME



STEVE LARGENT WR 1976-89

PRO FOOTBALL HALL OF FAME: Steve Largent became the first Seahawks player to be elected to the Pro Football Hall of Fame on Saturday, January 28, 1995. Largent was formally inducted in Canton, Ohio, on Saturday, July 29, along with Jim Finks, Henry Jordan, Lee Roy Selmon, and Kellen Winslow. He was presented into the Hall of Fame by Seahawks' Vice President Gary Wright. Largent was the 23rd player to be elected in his first year of eligibility.

NFL RECORDS: Concluded his 14 National Football League seasons with league career records for receptions, 819; yards, 13,089; touchdowns, 100, since broken by Rice (154); consecutive games with a reception,

177; 50-catch seasons, 10; and 1,000-yard seasons, 8. Became only the second player in NFL history to have the career lead in receptions, yards, and touchdowns all at the same time joining Green Bay's Don Hutson (1945). Ranked third all-time at the time of his retirement with 40 career 100-yard games, trailing Don Maynard (50) and Lance Alworth (41). Still ranks ninth in total touchdowns with 101 (has one rushing), fifth with 40 100-yard games, and is 13th in combined yards with 13,396.

PRO CAREER: Finished in the AFC's (or NFC's in 1976) top 10 in receptions ten times in his first 12 seasons, failing only in 1977 and 1982, and in the top five seven times. Led the AFC in receptions in 1978 with 71 and finished second in 1981 (75) and 1987 (58), and was third in the NFC in 1976 (54). The only NFC wide receiver to catch more passes than Largent in 1976 was Dallas' Drew Pearson (58). Largent's total did lead all rookie wide receivers. Finished in the NFL's top 10 in receiving yards seven times, including a first place finish in 1985, and a second in 1978, missing the lead by one yard. Missed only 10 games in his career due to injury, including six in 1989 with a broken elbow. Selected to play in the AFC-NFC Pro Bowl game seven times, after the 1978, 1979, 1981, 1984, 1985, 1986, and 1987 seasons. Unable to play in the 1979 game because of a wrist injury. Set the Pro Bowl career yardage record with 236, since surpassed by Jerry Rice with 317, and ranks third in receptions with 17, trailing Walter Payton (18) and Rice (28). Originally drafted on the fourth round in 1976 by the Houston Oilers. Was waived by the Oilers on August 24, recalled, and traded to the Seahawks for an eighth-round 1977 draft choice on August 26. The Oilers used that choice to select wide receiver Steve Davis from the University of Georgia.

SEAHAWKS RECORDS: Led the team in both receptions and yards in each of the team's first 12 seasons. Voted by his teammates as the Seahawks Most Valuable Player after the 1977, 1979, 1981, 1985, and 1987 seasons. Was also elected Offensive Captain from 1979-83 and 1985-89. Played in more games (200) with more starts (197) than any other player in team history. He was the first player voted into the team's Ring of Honor in 1989.

PERSONAL: Represented the 1st District of the State of Oklahoma for four terms. Was elected to the United States House of Representatives on November 8, 1994, and sworn in on November 29. Re-elected to a second two-year term in 1996, and resigned following his first-year of his fourth-term and sought election as the governor of Oklahoma in November 2002. Attended Putnam City High School in Oklahoma City, Oklahoma, where he lettered in football and baseball. Steve and his wife, Terry, have three sons, Kyle, Kelly, and Kramer, and a daughter, Casie.

SEAHAWKS
STADIUM

BUD LIGHT

Kenny
EASLEY 45
The Legendary
Seattle King of Honor


CoCoCola

3:56

R
I
N
G

O
F

H
O
N
O
R





STEVE LARGENT

WIDE RECEIVER
5-11 191

80

TULSA
14 SEAHAWKS SEASONS
TRADE (HOUSTON) 1976
CAREER GAMES/STARTS: 200/197
SEPTEMBER 28, 1954
TULSA, OKLAHOMA

The inaugural inductee to the Ring of Honor in 1989, Steve Largent concluded his 14 National Football League seasons with league career records for receptions, 819; yards, 13,089; touchdowns, 100; consecutive games with a reception, 177; 50-catch seasons, 10; and 100-yard seasons, 8. Largent became the first Seahawks player to be elected to the Pro Football Hall of Fame in 1995 and only the 23rd player to be elected in first year of eligibility. He finished in the AFC's (or NFC's in 1976) top 10 in receptions 10 times in his first 12 seasons. Led the AFC in receptions in 1978 with 71 and finished second in 1981 and 1987 respectively. Largent finished in the top 10 in receiving yards seven times, including a first place finish in 1985, and second in 1978, miss-

ing the lead by one yard. Selected to play in the Pro Bowl seven times (1978, 1979, 1981, 1984, 1985, 1986, and 1987) and was first-team All-NFL (AP) in both 1979 and 1985. Largent led the team in both receptions and yards in each of the team's first 12 seasons. Played in more games (200) with more starts (197) than any other player in Seahawks history. After retiring from the game in 1989, Largent would gain political aspirations and represented the 1st District of the State of Oklahoma for four terms. He would then serve and be re-elected for his home state in the United States House of Representatives before resigning in his first-year of his fourth term to pursue the governorship of Oklahoma.

LARGENT'S NFL RECORD

Club	G/S	Receiving				Rushing				
		No	Yds	Avg	LG	TD	Att	Yds	Avg	TD
1976 Seattle	14/13	54	705	13.0	45	4	4	-14	-3.5	0
1977 Seattle	14/14	33	643	19.4	74	10	0	0	0.0	0
1978 Seattle	16/16	71	1,168	16.5	57	8	0	0	0.0	0
1979 Seattle	15/15	66	1,237	*18.7	55	9	0	0	0.0	0
1980 Seattle	16/16	66	1,064	16.1	67	6	1	2	2.0	0
1981 Seattle	16/16	75	1,224	16.3	57	9	6	47	7.8	1
1982 Seattle	8/8	34	493	14.5	45	3	1	8	8.0	0
1983 Seattle	15/14	72	1,074	14.9	46	11	0	0	0.0	0
1984 Seattle	16/16	74	1,164	15.7	65	12	2	10	5.0	0
1985 Seattle	16/16	79	*1,287	16.3	43	6	0	0	0.0	0
1986 Seattle	16/16	70	1,070	15.3	38	9	0	0	0.0	0
1987 Seattle	13/13	58	912	15.7	58	8	2	33	16.5	0
1988 Seattle	15/15	39	645	16.5	46	2	1	-3	-3.0	0
1989 Seattle	10/9	28	403	14.4	33	3	0	0	0.0	0
Career Totals	200/197	*819	*13,089	16.0	74	*100	17	83	4.9	1
Seahawks Totals	200/197	819	13,089	16.0	74	100	17	83	4.9	1

Playoff Games Played/Started: 1983: 3/3, 1984: 2/2, 1987: 1/1, 1988: 1/1, Career: 7/7

*Team Record

SINGLE GAME HIGHS

Receptions:	*15	vs. Detroit	(10/18/87)
Yards:	*261	vs. Denver	(10/18/87)
Longest:	74	vs. San Diego	(11/27/77)
Most TDs:	3, 3 Times	last vs. Detroit	(10/18/87)

*Team Record

ADDITIONAL STATISTICS


Passing: 7 attempts, 2 complete for 29 yards Punt Returns: 8 for 68 yards, 8.5 average, 12 long, 1 fair catch Kickoff Returns: 8 for 156 yards, 19.5 average, 30 long Scoring: 1 TD rushing (1981), 1 PAT (1985)

JIM ZORN

QUARTERBACK
6-2 200

10

CAL POLY-POMONA
9 SEAHAWKS SEASONS
FREE AGENT 1976
SEATTLE GAMES/STARTS: 126/100
CAREER GAMES/STARTS: 140/(N/A)
WHITTIER, CALIFORNIA




Inducted into the Ring of Honor in 1991, Jim Zorn was the starting quarterback for the Seahawks during their inaugural season in 1976 and would remain at the helm for the next seven years. Named the NFC Offensive Rookie of the Year in 1976 as he led the NFL in attempts with 439 and set a then record 2,571 passing yards, which was also a record for an expansion team. By the end of the 1979 season, Zorn was only the third player to throw for 10,000 yards in his first four seasons. In 1978,

he earned numerous accolades, which included being named AFC Player of the Year by the Washington D.C. Touchdown Club and First-team All-NFL by the NEA. Zorn along with current protégé Matt Hasselbeck are the only two Seahawks quarterbacks to throw for 300 yards in back-to-back games which he accomplished twice, once in 1979 and again in 1981. Zorn finished his career leading the Seahawks in every passing category amassing 20,122 passing yards and 107 touchdown passes.

ZORN'S NFL RECORD

Year	Club	G	Att	Comp	Passing				Int	LG	Sacked	Rate
					Yds	Pct	TD	LG				
1976	Seattle	14	439	208	2,571	.473	12	27	80	25/196	49.5	
1977	Seattle	10	251	104	1,687	.414	16	19	82	12/51	54.3	
1978	Seattle	16	443	248	3,283	.560	15	20	64	44/284	72.1	
1979	Seattle	16	505	285	3,661	.564	20	18	65	23/201	77.7	
1980	Seattle	16	488	276	3,346	.566	17	20	67	44/341	72.3	
1981	Seattle	13	397	236	2,788	.594	13	9	80	24/201	82.4	
1982	Seattle	9	245	126	1,540	.514	7	11	50	20/152	61.9	
1983	Seattle	16	205	103	1,666	.502	7	7	43	9/64	64.8	
1984	Seattle	16	17	7	80	.412	0	2	21	1/8	16.4	
1985	Green Bay	13	123	56	794	.455	4	6	56	11/89	57.4	
1987	Tampa Bay	1	36	20	199	.556	0	2	26	7/43	48.3	
Career Totals		140	3,149	1,669	21,115	.530	111	141	82	220/1,630	67.3	
Seahawks Totals		126	2,990	1,593	20,122	.533	107	133	82	202/1,498	67.9	

Year	Club	G/S	Rushing				TD
			Att	Yds	Avg	LG	
1976	Seattle	14	52	246	4.7	19	4
1977	Seattle	10	25	141	5.6	15	1
1978	Seattle	16	59	290	4.9	23	6
1979	Seattle	16	46	279	6.1	41	2
1980	Seattle	16	44	214	4.9	25	1
1981	Seattle	13	30	140	4.7	20	1
1982	Seattle	9	15	113	7.5	35	1
1983	Seattle	16	30	71	2.4	18	1
1984	Seattle	16	7	-3	-0.4	7	0
1985	Green Bay	13	10	9	0.9	8	0
1987	Tampa Bay	1	4	4	1.0	5	0
Career Totals		140	322	1,504	4.7	41	17
Seahawks Totals		126	308	1,491	4.8	41	17



SINGLE GAME HIGHS

Attempts:	49	vs. Philadelphia	(12/12/76)
Completions:	31	vs. Kansas City	(9/27/81)
Yards:	384	vs. New Orleans	(11/18/79)
Longest:	82	vs. Cincinnati	(9/25/77) to David Sims
Most TDs:	4, 4 Times	last vs. New England	(9/21/80)
Interceptions:	6	vs. Detroit	10/24/76)

DAVE BROWN



CORNERBACK
6-1 197

22

MICHIGAN
11 SEAHAWKS SEASONS
VETERAN ALLOCATION (PIT)
SEATTLE GAMES/STARTS: 159/159
CAREER GAMES/STARTS: 172/159
AKRON, OHIO

Inducted into the Ring of Honor in 1992, Dave Brown was an 11-year starter in the Seahawks secondary from 1976-1986. Coming over from the Pittsburgh Steelers in the Veteran Allocation Draft in 1976, Brown would play his first year in a Hawks uniform at the free safety position leading the team with four interceptions. The following season #22 would shift over to the right-side cornerback position where he would be the "cornerstone" of the Seahawks defense for the next ten years picking off another 46 passes, retiring as the all-

time Seahawks leader in the category with 50. In 1984, Brown picked off eight passes and was named to the AFC Pro Bowl squad and First-team All-NFL by NFL Films. Two of those interceptions were part of a NFL record four interception return for touchdowns on November 4, 1984 against the Kansas City Chiefs. Brown had returns of 90 and 58 yards. Brown retired as the Seahawks leader in interception return yards (643), interception return for touchdowns (5), and the aforementioned interceptions (50).

BROWN'S NFL RECORD

Club	G/S	Tkl	QB	Int	Yds	Avg	LG	TD	FF	FR
1975 Pittsburgh	13/0	6	0.0	0	0	0.0	0	0	0	0
1976 Seattle	14/14	111	0.0	4	70	17.5	33	0	2	0
1977 Seattle	14/14	64	0.0	4	68	17.0	29	1	0	0
1978 Seattle	16/16	41	0.0	3	44	14.7	44	0	0	3
1979 Seattle	16/16	65	0.0	5	46	9.2	23	0	0	0
1980 Seattle	16/16	63	1.0	6	32	5.2	24	0	0	0
1981 Seattle	10/10	48	0.0	2	2	1.0	2	0	1	1
1982 Seattle	9/9	50	1.0	1	3	3.0	3	0	0	2
1983 Seattle	16/16	54	0	6	83	11.2	37	0	6	2
1984 Seattle	16/16	54	0.0	8	*179	22.4	90	2	0	1
1985 Seattle	16/16	61	0.0	6	58	9.7	28	1	0	1
1986 Seattle	16/16	73	0.0	5	58	11.6	24	1	1	1
Career Totals	172/159	690	2.0	50	643	12.9	90	5	10	11
Seahawks Totals	159/159	684	2.0	*50	*643	12.9	90	*5	10	11

Punt Returns

Club	No	Yds	Avg	LG	TD
1975 Pittsburgh	22	217	9.9	48	0
1976 Seattle	11	74	6.7	19	0
Career TOTALS	33	291	8.8	48	0

Playoff Games Played/Started: 1975: 3/0, 1983: 3/3, 1984: 2/2, Career, 8/5

*Team Record




SINGLE GAME HIGHS

Interceptions:	2, 5 Times	last vs. Kansas City	(11/4/84)
Longest Interception Return:	90	vs. Kansas City	(11/4/84)
Most Yards Returned:	*148	vs. Kansas City	(11/4/84)
Most Touchdowns:	*2	vs. Kansas City	(11/4/84)

*Team Record

PETE GROSS



**RADIO
PLAY-BY-PLAY**


**17 SEAHAWKS SEASONS
WHITTIER, CALIFORNIA**

Inducted into the Seahawks Ring of Honor in 1992, Pete Gross served as the radio play-by-play for 17 seasons from the Seahawks inaugural 1976 season through 1992. One of the most beloved people to have ever been associated with the Seahawks franchise, fans will never forget his numerous "touchdown Seahawks" calls. Over his 17 seasons, Gross called all but the five games he missed in 1992 while battling cancer. His career included eight playoff games and in the 1983 season Gross came within one game of the Super Bowl when Seattle faced the Los Angeles Raiders in the AFC Championship game. The Seahawks lost that game 30-14. Gross was diagnosed with cancer in 1989. He succumbed to the disease in 1992, just three days after his induction to the Ring. He was inducted into the Ring during a Monday Night game versus the Denver

Broncos, a game the 2-14 Seahawks won in overtime. Prior to moving to the Seahawks, he was the play-by-play voice of the University of Washington in both football and basketball. He came to Seattle after calling play-by-play for the University of the Pacific. Gross' legacy remains; the Seahawks are actively involved with the Pete Gross House. The Pete Gross House, which opened in November of 1999, is a 69-unit apartment complex that provides housing for families undergoing treatment at the Fred Hutchinson Cancer Research Center. The Pete Gross House is also the location of the Hutch School, a fully accredited K through 12 school for cancer patients and their siblings. The Seahawks took an active roll in seeing the project through to completion and annually hold the "Pete Gross House Luncheon" to raise funds for the continued upkeep of the facility.



Gross was inducted into the Seahawks Ring of Honor during the Seahawks Monday Night game versus Denver Broncos. The Seahawks won the game and presented Gross with the game ball. Gross died three days later.



CURT WARNER

RUNNING BACK
5-11 205
28
PENN STATE
7 SEAHAWKS SEASONS
DRAFT (1ST ROUND-1983)
SEATTLE GAMES/STARTS: 93/92
CAREER GAMES/STARTS: 100/94
WYOMING, WEST VIRGINIA

Curt Warner was inducted into the Ring of Honor in 1984, after a career that spanned seven years from 1983-1989 and saw him hold every Seahawks rushing record when he was done. Immediately thrust into the Seahawks lineup his rookie season, Warner would rush for 1,449 yards and 13 touchdowns highlighted by a then Seahawks record 207 yard effort against Kansas City. The season was capped off by being named a starter in the Pro Bowl, 1983 AFC Player of the Year by the Washington, D.C. Touchdown Club and NFLPA, AFC Offensive Player of the Year by the NFLPA and UPI, Second-team All-NFL by the AP and Football Digest and First-team All-Rookie by Pro Football Digest and Pro Football Weekly. After suffering a season ending injury in the first game of 1984 Curt would bounce back in 1985 rushing for 1,094 yards and being named the NFL's Comeback Player of the Year by Sports Illustrated. Warner would not look back his final three seasons leading the team in rush-

ing each year averaging 1,164 a season and 10 touchdowns including a then Seahawks record four vs. Denver in 1988. Warner would be named to two more Pro Bowls ('86, '87) bringing his career total to three, was named AFC Offensive Player of the Year by the UPI in 1986, and First-team All-NFL by Sports Illustrated in 1987.

Curt finished his career with 6,705 yards rushing on 1,649 carries with 62 touchdowns. He is currently second all-time in Seahawks history in both rushing yards and touchdowns and first in rushing attempts.



WARNER'S NFL RECORD

Club	G/S	Rushing					Receiving				
		Att	Yds	Avg	LG	TD	No	Yds	Avg	LG	TD
1983 Seattle	16/16	*335	1,449	4.3	60	13	42	325	7.7	28	1
1984 Seattle	1/1	10	40	4.0	9	0	1	19	19.0	19	0
1985 Seattle	16/16	291	1,094	3.8	38	8	47	307	6.5	27	1
1986 Seattle	16/16	319	1,481	4.6	60	13	41	342	8.3	26	0
1987 Seattle	12/12	234	985	4.2	57	8	17	167	9.8	30	2
1988 Seattle	16/16	266	1,025	3.9	29	10	21	154	7.0	17	2
1989 Seattle	16/15	194	631	3.3	34	3	23	253	6.7	24	1
1990 LA Rams	7/2	49	139	2.8	9	1	0	0	0.0	0	0
Career Totals	100/94	1,698	6,844	4.0	60	56	193	1,467	7.6	30	7
Seahawks Totals	93/92	1,649	6,705	4.1	60	55	193	1,467	7.6	30	7

*Team Record

SINGLE GAME HIGHS

Rushes: 32, vs. KC (11/27/83) OT
Yards: 207, vs. KC (11/27/83) OT
Longest, no TD: 60, vs. KC (9/4/83)
Longest, TD: 60, vs. Denver (12/20/86)
TDs: 4, vs. Denver (12/11/88)

Receptions: 6, 4 Times, Last vs. KC (11/9/86)
Yards: 72, vs. KC (9/4/83)
TDs: 1, 6 Times, Last vs. L.A. Raiders (11/28/88)

JACOB GREEN

DEFENSIVE END
6-3 252

79




TEXAS A&M
12 SEAHAWKS SEASONS
DRAFT (1ST ROUND-1980)
SEATTLE GAMES/STARTS: 178/176
CAREER GAMES/STARTS: 180/176
PASADENA, TEXAS

Jacob Green became the second Seahawks defensive player to be inducted into the Ring of Honor in 1985. Green was a fixture at the left defensive end position for 11 years (1980-1991). From the time the NFL made it an official statistic in 1982, until his retirement, Jacob was the third most productive sack artist in the game trailing only the likes of Lawrence Taylor and Reggie White. In 1983, Green registered a single-game Seahawks record 3.5 sacks against the Los Angeles Raiders, and the NFL's longest interception return for the season, a 73-yard

touchdown at Cleveland. The following year, Jacob equaled a team record four fumble recoveries and registered a then playoff record 2.5 sacks in a wild card game against the Los Angeles Raiders. Jacob's career was highlighted by two Pro Bowl selections in both 1986 and 1987. Green can be found scattered all over the Seahawks record book having played in the most games (218), second most starts (176), most fumble recoveries (17), fourth most tackles (779), and most career sacks (116.0).

GREEN'S NFL RECORD

Club	G/S	Tkl	QB	Int	FF	FR
1980 Seattle	14/13	58	6.5	0	0	0
1981 Seattle	16/16	74	12.0	0	6	1
1982 Seattle	9/9	36	3.0	0	1	0
1983 Seattle	16/16	61	16.0	1	1	2
1984 Seattle	16/16	69	13.0	0	4	4
1985 Seattle	16/16	92	13.5	1	*7	2
1986 Seattle	16/16	64	12.0	0	1	1
1987 Seattle	12/12	48	9.5	0	3	1
1988 Seattle	16/16	54	9.0	0	1	2
1989 Seattle	15/14	47	3.0	0	1	1
1990 Seattle	16/16	60	12.5	0	3	1
1991 Seattle	16/16	56	6.0	1	0	0
1992 San Francisco	2/0	1	0.0	0	0	0
Career Totals	180/176	718	116.0	3	28	15
Seahawks Totals	178/176	719	*116.0	3	*28	15



*Team Record

Playoff Games Played/Started: 1983: 3/3, 1984: 2/2, 1987: 1/1, 1988: 1/1, Career: 7/7

ADDITIONAL STATISTICS

Scoring: 2 TDs on interception returns (1983, 1985)
2 TDs on fumble returns (1985, 1988)

Blocked Kicks: PAT (1986, 1989)
FG (1985, 1988)

KENNY EASLEY



SAFETY
6-3 198

45

UCLA
7 SEAHAWKS SEASONS
DRAFT (1ST ROUND-1981)
SEATTLE GAMES/STARTS: 89/87
CAREER GAMES/STARTS: 89/87
CHESAPEAKE, VIRGINIA

Kenny Easley was inducted into the Ring of Honor in 2002 with a sell out crowd and millions watching the Monday Night Football half-time ceremony at home. Kenny Easley redefined the strong safety position in seven years from 1981-87. Voted by the Associated Press as the NFL Defensive Player of the Year in 1984, Kenny had 32 interceptions in his storied career. This fierce hitter registered 107 tackles, three interceptions and returned an interception 82 yards vs. Cleveland in his rookie campaign, earning him AFC Rookie of the Year by the NFL Players' Association. The following season, Kenny would earn his first of five Pro Bowl appearances including being named a

starter from 1983-1985, and again in 1987. The crowning jewel of Easley's career came in 1984 where he spearheaded the NFL's sixth rated defense that culminated into a Seahawks record 12 wins in the regular season and a Wild Card victory over the rival Los Angeles Raiders. He tied a Seahawks team record by intercepting 10 passes including three against San Diego on October 29th. Easley would be named First-team All-NFL by the Associated Press for the second year in a row and was bestowed that honor again in 1985. Easley finished his career with 498 tackles, seven sacks, 10 forced fumbles, nine fumble recoveries, and 32 interceptions.

EASLEY'S NFL RECORD

Club	G/S	Tkl	QB	Int	Yds	Avg	LG	TD	FF	FR
1981 Seattle	14/14	107	0.0	3	155	51.7	82	1	0	3
1982 Seattle	8/8	55	1.0	4	48	12.0	44	0	1	1
1983 Seattle	16/15	82	3.0	7	96	13.2	38	0	1	3
1984 Seattle	16/16	75	0.0	*10	126	12.6	58	2	3	1
1985 Seattle	13/13	79	2.0	2	22	11.0	16	0	3	0
1986 Seattle	10/10	59	1.0	2	34	17.0	24	0	2	0
1987 Seattle	12/11	41	0.0	4	47	11.8	22	0	0	1
Career Totals	89/87	498	7.0	32	498	15.6	82	3	10	9
Seahawks Totals	89/87	498	7.0	32	498	15.6	82	3	10	9

Punt Returns

Club	No	Yds	Avg	LG	TD
1982 Seattle	1	15	15.0	15	0
1983 Seattle	1	6	6.0	6	0
1984 Seattle	16	194	12.1	42	0
1985 Seattle	8	87	10.9	25	0
Career TOTALS	26	302	11.6	42	0

Playoff Games Played/Started: 1983: 3/3, 1984: 2/2, Career, 5/5


*Team Record



SINGLE GAME HIGHS

Interceptions:	*3	vs. San Diego	(10/29/84)
Longest Interception Return:	82	vs. Cleveland	(12/20/81)
Most Yards Returned:	125	vs. Cleveland	(12/20/81)
Most Touchdowns:	1, 3 Times	Last vs. Kansas City	(11/4/84)

*Team Record



R E C O R D S

INDIVIDUAL RECORDS

SERVICE

Most Seasons

- 15 Joe Nash, 1982-96
- 14 Steve Largent, 1976-89
- 12 Jacob Green, 1980-91
Dave Krieg, 1980-91
Jeff Bryant, 1982-93

Most Games Played

- 218 Joe Nash, 1982-96
- 200 Steve Largent, 1976-89
- 178 Jacob Green, 1980-91

Most Consecutive Games Played

- 125 Joe Nash, 1988-95
- 120 Eugene Robinson, 1985-94
- 116 Cortez Kennedy, 1990-97

Most Games Started

- 197 Steve Largent, 1976-89
- 176 Jacob Green, 1980-91
- 169 Joe Nash, 1982-96

Most Consecutive Games Started

- 100 Cortez Kennedy, 1990-97
- 92 Jacob Green, 1980-87
Eugene Robinson, 1985-94

SCORING

POINTS

Most Points, Career

- 810 Norm Johnson, 1982-90 (159 FG, 333 PAT)
- 608 Steve Largent, 1976-89
(101 TDs: 1-R, 100-P, 2 PAT)
- 555 Todd Peterson, 1995-98
(126 FG, 177 PAT)

Most Points, Season

- 134 Todd Peterson, 1999 (34 FG, 32 PAT)
- 111 Todd Peterson, 1996 (28 FG, 27 PAT)
- 110 Norm Johnson, 1984 (20 FG, 50 PAT)

Most Points, Rookie, Season

- 102 John Kasay, 1991 (25 FG, 27 PAT)
- 84 Curt Warner, 1983 (14 TDs: 13-R, 1-P)
- 70 Rian Lindell, 2000 (15 FG, 25 PAT)

Most Points, Game

- 30 Shaun Alexander, vs. Minnesota 9/29/02 (4-R, 1-P)
- 24 Daryl Turner, vs. San Diego 9/15/85 (4-P)
Curt Warner, vs. Denver 12/11/88 (4-R)
- 19 By Norm Johnson, 2 Times
(Last: vs. L.A. Raiders 12/18/88 [5 FG, 4 PAT])

Most Consecutive Games Scoring

- 80 Todd Peterson, 1995-1999
- 48 Norm Johnson, 1985-89
- 45 Norm Johnson, 1982-85

TOUCHDOWNS

Most Touchdowns, Career

- 101 Steve Largent, 1976-89 (1-R, 100-P)
- 62 Curt Warner, 1983-89 (55-R, 7-P)
- 48 Chris Warren, 1990-97 (44-R, 3-P, 1-PR)

Most Touchdowns, Season

- 18 Shaun Alexander, 2002 (16-R, 2-P)
- 16 Chris Warren, 1995 (15-R, 1-P)
Shaun Alexander, 2001 (14-R, 2-P)
- 15 David Sims, 1978 (14-R, 1-P)
Sherman Smith, 1979 (11-R, 4-P)
Derrick Fenner, 1990 (14-R, 1-P)

Most Touchdowns, Rookie, Season

- 14 Curt Warner, 1983 (13-R, 1-P)
- 10 Daryl Turner, 1984 (10-P)
- 9 Joey Galloway, 1995 (1-R, 7-P, 1-PR)

Most Touchdowns, Game

- 5 Shaun Alexander, vs. Minnesota 9/29/02 (4-R, 1-P)
- 4 Daryl Turner, vs. San Diego 9/15/84 (4-P)
Curt Warner, vs. Denver 12/11/88 (4-R)
- 3 By 17 Players
(Last: Shaun Alexander, vs. Oakland 11/11/01 [3-R, 0-P])

Most Consecutive Games Scoring Touchdowns

- 7 David Sims, 1978
Chris Warren, 1993-94
- 6 Joey Galloway, 1998
- 5 Curt Warner, 1983
Steve Largent, 1984

POINTS AFTER TOUCHDOWNS

Most Points After Touchdown Attempted, Career

- 338 Norm Johnson, 1982-90
- 177 Todd Peterson, 1995-99
- 148 Efen Herrera, 1978-81

Most Points After Touchdown Attempted, Season

- 51 Norm Johnson, 1984
- 50 Norm Johnson, 1983
- 46 Efen Herrera, 1979

Most Points After Touchdown Attempted, Game

- 8 John Leypoldt, vs. Buffalo 10/20/77
- 7 Norm Johnson, vs. San Diego 9/15/85
- 6 By 5 Players (Last: Rian Lindell, Minnesota 9/29/02)

Most Points After Touchdown, Career

- 333 Norm Johnson, 1982-90
- 177 Todd Peterson, 1995-99
- 139 Efen Herrera, 1978-81

Most Points After Touchdown, Season

- 50 Norm Johnson, 1984
- 49 Norm Johnson, 1983
- 43 Efen Herrera, 1979

Most Points After Touchdown, Game

- 8 John Leypoldt, vs. Buffalo 10/20/77
- 7 Norm Johnson, vs. San Diego 9/15/85
- 6 By 5 Players (Last: Rian Lindell, Minnesota 9/29/02)

Most Consecutive Points After Touchdown

- 177 Todd Peterson, 1995-99
- 165 Norm Johnson, 1985-90
- 96 Rian Lindell, 2000-

Highest Points After Touchdown % (100 or more PATs)

- 100.00 Todd Peterson, 1995-99 (177-177)
 98.52 Norm Johnson 1982-89 (333-338)
 93.92 Efrén Herrera 1978-81 (139-148)

Most Points After Touchdown, No Misses, Season

- 42 Norm Johnson, 1986
 41 Todd Peterson, 1998
 40 Norm Johnson, 1987
 Todd Peterson, 1995

Most Points After Touchdown, No Misses, Game

- 8 John Leyboldt, vs. Buffalo 10/20/77
 7 Norm Johnson, vs. San Diego 9/15/85
 6 By 5 Players
 (Last: Rian Lindell, Minnesota 9/29/02)

TWO-POINT CONVERSIONS

(Two-point conversion rule was adopted in 1994)

Most Two-Point Conversion Attempts, Career

- 5 Chris Warren, 1990-97
 4 Lamar Smith, 1994-97
 3 Rick Tuten, 1991-97
 Warren Moon, 1997

Most Two-Point Conversion Attempts, Season

- 3 Lamar Smith, 1996
 Chris Warren, 1996
 Warren Moon, 1997

Most Two-Point Conversion Attempts, Game

- 2 Warren Moon, vs. Oakland 10/26/97
 1 By 23 Players

Most Two-Point Conversions Made, Career

- 4 Lamar Smith, 1994-97
 2 Chris Warren, 1990-97
 1 By 5 Players

Most Two-Point Conversions Made, Season

- 3 Lamar Smith, 1996
 1 By 8 Players
 (Last: Matt Hasselbeck, vs KC 11/24/02-R)

Most Two-Point Conversions Made, Game

- 1 By 13 Players (Last: Matt Hasselbeck vs
 KC, 11/24/02)

FIELD GOALS**Most Field Goals Attempted, Career**

- 228 Norm Johnson, 1982-90
 154 Todd Peterson, 1995-99
 105 John Kasay, 1991-94
 92 Efrén Herrera, 1978-81

Most Field Goals Attempted, Season

- 40 Todd Peterson, 1999
 35 Norm Johnson, 1986
 34 Todd Peterson, 1996

Most Field Goals Attempted, Game

- 6 Norm Johnson, vs. Kansas City 9/20/87
 Todd Peterson, vs. San Diego, 12/12/99
 Todd Peterson, at Pittsburgh, 9/26/99
 5 By 5 Players (Last: Todd Peterson, vs. Buffalo
 12/8/96)

Most Field Goals, Career

- 159 Norm Johnson, 1982-90
 126 Todd Peterson, 1995-99
 82 John Kasay, 1991-94

Most Field Goals, Season

- 34 Todd Peterson, 1999
 28 Todd Peterson, 1996
 25 John Kasay, 1991

Most Field Goals, Rookie, Season

- 25 John Kasay, 1991
 23 Todd Peterson, 1995
 15 Rian Lindell, 2000

Most Field Goals, Game

- 5 Norm Johnson, vs. Kansas City 9/20/87
 (6 attempts)
 Norm Johnson, vs. L.A. Raiders 12/18/88
 (5 attempts)
 Todd Peterson, at Pittsburgh 9/26/99
 (6 attempts)
 4 11 Times
 (Last: Todd Peterson, vs. Buffalo
 10/24/99)

Most Field Goals, One Quarter

- 3 Norm Johnson, vs. L.A. Raiders 12/18/88
 (2nd)
 Norm Johnson, vs. Kansas City 10/8/89
 (2nd)

Most Consecutive Games Scoring Field Goals

- 13 Todd Peterson, 1996-97
 11 Todd Peterson, 1995-96
 10 Efrén Herrera, 1978-79
 Rian Lindell, 2002-

Most Consecutive Field Goals

- 16 Todd Peterson, 1999
 14 Todd Peterson, 1996
 13 Efrén Herrera, 1979-80
 John Kasay, 1991
 Todd Peterson, 1996-97

Longest Field Goal

- 55 John Kasay, at Kansas City 1/2/94
 54 By 6 Players
 (Last: Rian Lindell, at San Diego
 12/30/01)

Longest Field Goal Attempted

- 60 Efrén Herrera, vs. Kansas City 11/9/80
 58 Todd Peterson, at Kansas City 9/28/97 (OT)
 57 Rian Lindell, vs. San Francisco 10/14/02

Highest Field Goal %, Career (Minimum 25 Atts)

- 81.81 Todd Peterson, 1995-99 (154-126)
 78.10 John Kasay, 1991-94 (105-82)
 74.35 Rian Lindell, 2000-02 (78-58)

Highest FG %, Season (Minimum 1 att per game)

- 88.24 Rian Lindell, 2000 (17-15)
 85.00 Todd Peterson, 1999 (40-34)
 83.33 Norm Johnson, 1984 (24-20)
 John Kasay, 1994 (24-20)

Most Field Goals, No Misses, Game

- 5 Norm Johnson, vs. L.A. Raiders 12/18/88
 4 By 10 Players
 (Last: Todd Peterson, vs. Buffalo
 10/24/99)

Most FG Attempts, 50 or More Yards, Career

- 26 Norm Johnson, 1982-90
 15 Todd Peterson, 1995-99
 12 Rian Lindell, 2000-2002

Most Field Goals, 50 or More Yards, Career

- 10 Norm Johnson, 1982-90
 7 Todd Peterson, 1995-99
 7 Rian Lindell, 2000-2002

Most Field Goals, 50 or More Yards, Season

- 5 Norm Johnson, 1986
- 3 John Kasay, 1993
- Todd Peterson, 1998
- Rian Lindell, 2000
- Rian Lindell, 2001

Most Field Goals, 50 or More Yards, Game

- 2 Norm Johnson, vs. L.A. Raiders 12/8/86
- John Kasay, vs. San Diego 10/23/91
- 1 23 Times
- (Last: Rian Lindell, Denver 11/17/02)

SAFETIES**Most Safeties, Career**

- 2 Rod Stephens, 1989-94
- 1 By 8 Players

Most Safeties, Season

- 2 Rod Stephens, 1993
- (ties NFL record)
- 1 By 8 Players
- (Last: James Williams, 2000)

Most Safeties, Game

- 1 By 10 Players
- (Last: James Williams, vs. Oakland 12/16/00)

RUSHING**ATTEMPTS****Most Attempts, Career**

- 1,649 Curt Warner, 1983-89
- 1,559 Chris Warren, 1990-97
- 1,148 John L. Williams, 1986-93

Most Attempts, Season

- 335 Curt Warner, 1983
- 333 Chris Warren, 1994
- 325 Ricky Watters, 1999

Most Attempts, Rookie, Season

- 335 Curt Warner, 1983
- 129 John L. Williams, 1986
- 119 Sherman Smith, 1976

Most Attempts, Game

- 36 Chris Warren, at New England 9/19/93
- 35 Shaun Alexander, vs. Oakland 11/11/01
- 33 Lamar Smith, at Detroit 11/17/96
- Shaun Alexander, vs. Denver 10/14/01

YARDS GAINED**Most Yards Gained, Career**

- 6,706 Chris Warren, 1990-97
- 6,705 Curt Warner, 1983-89
- 4,579 John L. Williams, 1986-93

Most Seasons, 1,000 or More Yards Rushing

- 4 Curt Warner, 1983, 1985, 1986, 1988
- Chris Warren, 1992, 1993, 1994, 1995

Most Yards Gained, Season

- 1,545 Chris Warren, 1994
- 1,481 Curt Warner, 1986
- 1,449 Curt Warner, 1983

Most Yards Gained, Rookie, Season

- 1,449 Curt Warner, 1983
- 538 John L. Williams, 1986
- 537 Sherman Smith, 1976

Most Yards Gained, Game

- 266 Shaun Alexander, vs. Oakland 11/11/01
- 207 Curt Warner, vs. Kansas City 11/27/83 (OT)
- 192 Curt Warner, vs. Denver 12/20/86

Most Games, 100 or More Yards Rushing, Career

- 24 Chris Warren, 1990-97
- 23 Curt Warner, 1983-89
- 11 Ricky Watters, 1998-2000

Most Games, 100 or More Yards Rushing, Season

- 8 Chris Warren, 1995
- 7 Curt Warner, 1986
- Chris Warren, 1994

Most Consecutive Games, 100 or More Yards, Rushing

- 2 Curt Warner, 1983 (2 times)
- Curt Warner, 1986
- Chris Warren, 1993-94
- Chris Warren, 1994 (2 times)
- Chris Warren, 1995 (4 times)
- Ricky Watters, 1998
- Ricky Watters, 1999
- Shaun Alexander, 2001
- Shaun Alexander, 2002

Most Games, 2 or More Players with 100 or More Yards Rushing

- vs. L.A. Raiders 11/28/88
- (Curt Warner 130 and John L. Williams 106)
- vs. Denver 12/11/88
- (Curt Warner 126 and John L. Williams 109)

Longest Run From Scrimmage

- 88 Shaun Alexander, vs. Oakland 11/11/01 (TD)
- 86 Joey Galloway, at Jacksonville 11/12/95 (TD)
- 77 Steve Broussard, vs. Tennessee 10/5 (TD)

AVERAGE GAIN**Highest Average Gain, Career (100 or More Attempts)**

- 4.87 Jim Zorn, 1976-84 (307-1,494)
- 4.56 Lamar Smith, 1994-97 (282-1,286)
- 4.30 Chris Warren, 1990-97 (1,559-6,706)

Highest Average Gain, Season (100 or More Attempts)

- 4.87 Sherman Smith, 1978 (165-805)
- 4.68 Sherman Smith, 1977 (163-763)
- 4.64 Curt Warner, 1986 (319-1,481)

Highest Average Gain, Game (10 or More Attempts)

- 8.86 Sherman Smith, vs. Atlanta 11/7/76
- (14-124)
- 8.64 Lawrence McCutcheon, vs. Dallas 11/27/80
- (11-95)
- 8.07 Eric Lane, vs. Minnesota 9/30/84 (14-113)

TOUCHDOWNS**Most Touchdowns, Career**

- 55 Curt Warner, 1983-89
- 44 Chris Warren, 1990-97
- 32 Shaun Alexander, 2000-2002

Most Touchdowns, Season

- 16 Shaun Alexander, 2002
- 15 Chris Warren, 1995
- 14 David Sims, 1978
- Derrick Fenner, 1990
- Shaun Alexander, 2001

Most Touchdowns, Rookie, Season

- 13 Curt Warner, 1983
- 5 David Sims, 1977
- 4 Sherman Smith, 1976
- Jim Zorn, 1976

Most Touchdowns, Game

- 4 Curt Warner, vs. Denver 12/11/88
 Shaun Alexander, vs. Minnesota 9/29/02
 3 By 9 Players
 (Last: Shaun Alexander, vs. Oakland
 11/11/01)

Most Consecutive Games Rushing for Touchdown

- 6 Chris Warren, 1993-94
 5 Curt Warner, 1983
 4 David Sims, 1978
 Derrick Fenner, 1990
 Ricky Watters, 1998

PASSING**PASS RATING****Highest Pass Rating, Career (Minimum 500 Attempts)**

- 82.3 Dave Krieg, 1980-91
 81.3 Warren Moon, 1997-98
 80.4 Matt Hasselbeck, 2001-2002

Highest Pass Rating, Season (Minimum 160 Attempts)

- 95.0 Dave Krieg, 1983
 94.6 Dave Krieg, 1988
 91.0 Dave Krieg, 1986

Highest Pass Rating, Rookie, Season (100 attempts)

- 67.0 Rick Mirer, 1993
 49.5 Jim Zorn, 1976

ATTEMPTS**Most Passes Attempted, Career**

- 3,576 Dave Krieg, 1980-91
 2,992 Jim Zorn, 1976-84
 1,523 Rick Mirer, 1993-96

Most Passes Attempted, Season

- 532 Dave Krieg, 1985
 528 Warren Moon, 1997
 505 Jim Zorn, 1979

Most Passes Attempted, Rookie, Season

- 486 Rick Mirer, 1993
 436 Jim Zorn, 1976
 173 Kelly Stouffer, 1988

Most Passes Attempted, Game

- 55 Matt Hasselbeck, at San Francisco 12/1/02
 53 Matt Hasselbeck, at San Diego 12/29/02 (OT)
 51 Dave Krieg, vs. Atlanta 10/13/85

COMPLETIONS**Most Passes Completed, Career**

- 2,096 Dave Krieg, 1980-91
 1,593 Jim Zorn, 1976-84
 814 Rick Mirer, 1993-96

Most Passes Completed, Season

- 313 Warren Moon, 1997
 286 Dave Krieg, 1989
 285 Jim Zorn, 1979
 Dave Krieg, 1985

Most Passes Completed, Rookie, Season

- 274 Rick Mirer, 1993
 208 Jim Zorn, 1976
 98 Kelly Stouffer, 1988

Most Passes Completed, Game

- 36 Matt Hasselbeck, at San Diego 12/29/02 (OT)
 33 Dave Krieg, vs. Atlanta 10/13/85
 31 Jim Zorn, vs. Kansas City 9/27/81
 Dave Krieg, vs. Denver 11/20/83

Most Consecutive Passes Completed

- 17 Warren Moon, vs. Oakland 11/1/98
 15 Jim Zorn, vs. Cleveland 10/12/80
 14 Jim Zorn, vs. N.Y. Jets 11/26/79
 Dave Krieg, vs. L.A. Raiders 9/16/90

COMPLETION PERCENTAGE**Highest Completion %, Career (100 Attempts)**

- 59.86 Matt Hasselbeck, 2001-2002 (740-443)
 58.61 Dave Krieg, 1980-91 (3,576-2,096)
 58.27 Warren Moon, 1997-98 (786-458)

Highest Completion Percentage, Season (100Att.)

- 65.61 Dave Krieg, 1991 (285-187)
 63.72 Matt Hasselbeck, 2002 (419-267)
 60.54 Dave Krieg, 1987 (294-178)

Highest Completion %, Rookie, Season (Qualifiers)

- 56.38 Rick Mirer, 1993 (486-274)
 47.38 Jim Zorn, 1976 (439-208)

Highest Completion %, Game (20 Attempts)

- 86.36 Dave Krieg, vs. Denver 12/11/88 (22-19)
 80.65 Dave Krieg, vs. Pittsburgh 10/20/91 (31-25)
 79.31 Jim Zorn, vs. Cleveland 10/12/80 (29-23)
 Dave Krieg, vs. San Diego 10/29/84 (29-23)

YARDS GAINED**Most Yards Gained, Career**

- 26,132 Dave Krieg, 1980-91
 20,122 Jim Zorn, 1976-84
 9,094 Rick Mirer, 1993-96

Most Seasons, 3,000 or More Yards Passing

- 4 Dave Krieg, 1984, 1985, 1989, 1990
 3 Jim Zorn, 1978-80
 1 Warren Moon, 1997; Jon Kitna, 1999; Matt
 Hasselbeck, 2002

Most Consecutive Seasons, 3,000 or More Yards Passing

- 3 Jim Zorn, 1978-80
 2 Dave Krieg, 1984-85
 Dave Krieg, 1989-90

Most Yards Gained, Season

- 3,678 Warren Moon, 1997
 3,671 Dave Krieg, 1984
 3,661 Jim Zorn, 1979

Most Yards Gained, Rookie, Season

- 2,833 Rick Mirer, 1993
 2,571 Jim Zorn, 1976
 1,106 Kelly Stouffer, 1988

Most Yards Gained, Game

- 449 Matt Hasselbeck, at San Diego 12/29/02 (OT)
 427 Matt Hasselbeck, at San Francisco 12/1/02
 418 Dave Krieg, vs. Denver 11/20/83

Most Games, 400 or More Yards Passing, Career

- 4 Dave Krieg, 1980-91
 2 Matt Hasselbeck, 2001-2002
 1 Warren Moon, 1997

Most Games, 300 or More Yards Passing, Career

- 11 Dave Krieg, 1980-91
 9 Jim Zorn, 1976-84
 4 Matt Hasselbeck, 2001-2002

Most Games, 300 or More Yards Passing, Season

- 4 Matt Hasselbeck, 2002
 3 Jim Zorn, 1979
 Dave Krieg, 1984
 2 By 3 Players
 (Last: Dave Krieg, 1985)

Most Consecutive Games, 300 or More Yards Passing,

- 2 Jim Zorn, 1979
 Jim Zorn, 1981
 Matt Hasselbeck, 2 times in 2002

Longest Pass Completion

- 83 Trent Dilfer (to Koren Robinson) at
 St. Louis 10/20/02
 82 Jim Zorn (to David Sims) vs. Cincinnati
 9/25/77 (TD)
 81 John Friesz (to Joey Galloway) at San
 Diego 10/25/98

AVERAGE GAIN**Highest Average Gain, Career (100 Attempts)**

- 7.57 Trent Dilfer, 2001-02 (290-2,196)
 7.31 Dave Krieg, 1980-91 (3,576-26,132)
 7.14 John Friesz, 1995-98 (416-2,971)

Highest Average Gain, Season (Qualifiers)

- 8.80 Dave Krieg, 1983 (243-2,139)
 8.31 Trent Dilfer, 2001 (122-1,014)
 7.79 Dave Krieg, 1986 (375-2,921)

Highest Average Gain, Rookie, Season (Qualifiers)

- 5.85 Jim Zorn, 1976 (439-2,571)
 5.83 Rick Mirer, 1993 (486-2,833)

Highest Average Gain, Game (20 Attempts)

- 14.52 Dave Krieg, vs. San Diego 12/14/86
 (21-305)
 13.30 Dave Krieg, vs. Kansas City 11/11/90
 (23-306)
 12.87 Jim Zorn, vs. Buffalo 10/30/77
 (23-296)

TOUCHDOWNS**Most Touchdown Passes, Career**

- 195 Dave Krieg, 1980-91
 107 Jim Zorn, 1976-84
 49 Jon Kitna, 1997-2000

Most Touchdown Passes, Season

- 32 Dave Krieg, 1984
 27 Dave Krieg, 1985
 25 Warren Moon, 1997

Most Touchdown Passes, Game

- 5 By 4 Players
 (Last: Warren Moon, vs. Oakland
 10/26/97)

Most Games, 5 or More TD Passes, Career

- 3 Dave Krieg, 1980-91
 1 Warren Moon, 1997

Most Games, 4 or More TD Passes, Career

- 7 Dave Krieg, 1980-91
 4 Jim Zorn, 1976-84
 2 Warren Moon, 1997

Most Games, 5 or More TD Passes, Season

- 1 By 4 Players
 (Last: Warren Moon, 1997)

Most Games, 4 or More TD Passes, Season

- 2 Warren Moon, 1997

Most Consecutive Games, 4 or More TD Passes

- 1 14 Times
 (Last: Warren Moon, vs. San Francisco
 12/21/97)

Most Consecutive Games, Touchdown Passes

- 28 Dave Krieg, 1983-85
 (3rd in NFL history)
 13 Warren Moon, 1997-98
 10 By 3 Players
 (Last: Dave Krieg, 1988-89)

HIGHEST %, TOUCHDOWN PASSES**Highest %, TD Passes, Career (100 Attempts)**

- 5.45 Dave Krieg, 1980-91 (3,576-195)
 4.58 Warren Moon, 1997 (786-36)
 4.34 Jon Kitna, 1997-2000 (1,130-49)

Highest %, TD Passes Season (Qualifiers)

- 7.89 Dave Krieg, 1988 (228-18)
 7.82 Dave Krieg, 1987 (294-23)
 7.41 Dave Krieg, 1983 (243-18)

Highest %, TD Passes, Rookie, Season (Qualifiers)

- 2.73 Jim Zorn, 1976 (439-12)
 2.47 Rick Mirer, 1993 (486-12)

HAD INTERCEPTED**Most Consecutive Passes Attempted, None Intercepted**

- 153 Jim Zorn, 1979
 137 Dave Krieg, 1988
 132 Rick Mirer, 1994

Most Passes Had Intercepted, Career

- 148 Dave Krieg, 1980-91
 133 Jim Zorn, 1976-84
 56 Rick Mirer, 1993-96

Most Passes Had Intercepted, Season

- 27 Jim Zorn, 1976
 24 Dave Krieg, 1984
 20 By 6 Players
 (Last: Rick Mirer, 1995)

Most Passes Had Intercepted, Game

- 6 Jim Zorn, vs. Detroit 10/24/76
 5 Jim Zorn, vs. Kansas City 11/9/80
 Dave Krieg, at Kansas City 12/9/84
 Jon Kitna, vs. Tampa Bay 11/28/99

Most Attempts, No Interceptions, Game

- 47 Jim Zorn, vs. Kansas City 9/27/81
 Trent Dilfer, vs. Arizona 9/15/02
 46 Warren Moon, vs. Oakland 10/26/97
 44 Dave Krieg, vs. Denver 11/25/84
 Matt Hasselbeck, vs. Washington 11/3/02

LOWEST %, PASSES INTERCEPTED**Lowest %, Passes Had Intercepted, Career (100 Att)**

- 2.43 Matt Hasselbeck, 2001-02 (740-18)
 2.88 John Friesz, 1995-98 (416-12)
 3.05 Warren Moon, 1997-98 (786-24)

Lowest %, Passes Had Intercepted, Season (Qualifiers)

- 1.84 Rick Mirer, 1994 (381-7)
 2.27 Jim Zorn, 1981 (397-9)
 2.38 Matt Hasselbeck, 2002 (419-10)

Lowest %, Passes Had Intercepted, Rookie Season

- 3.50 Rick Mirer, 1993 (486-17)
 6.15 Jim Zorn, 1976 (439-27)

RECEIVING**Most Pass Receptions, Career**

- 819 Steve Largent, 1976-89 (3rd in NFL history)
 581 Brian Blades, 1988-98
 471 John L. Williams, 1986-93

Most Seasons, 80 or More Pass Receptions

2 Brian Blades, 1993-94

Most Seasons, 70 or More Pass Receptions6 Steve Largent, 1978, 1981, 1983-86
5 Brian Blades, 1989, 1991, 1993-95
3 John L. Williams, 1989-90, 1992**Most Seasons, 50 or More Pass Receptions**10 Steve Largent, 1976, 1978-81, 1983-87
6 John L. Williams, 1988-93
5 Brian Blades, 1989, 1991, 1993-95**Most Pass Receptions, Season**81 Brian Blades, 1994
80 Brian Blades, 1993
79 Steve Largent, 1985**Most Pass Receptions, Rookie, Season**67 Joey Galloway, 1995
54 Steve Largent, 1976
53 Darrell Jackson, 2000**Most Pass Receptions, Game**15 Steve Largent, vs. Detroit 10/18/87
12 By 4 Players (Last: Brian Blades, vs. New Orleans 9/1/91)**Most Consecutive Games, Pass Receptions**177 Steve Largent, 1977-89
71 Joey Galloway, 1995-99
52 Brian Blades, 1992-95**YARDS GAINED****Most Yards Gained, Career**13,089 Steve Largent, 1976-89-(4th in NFL history)
7,623 Brian Blades, 1988-98
4,457 Joey Galloway, 1995-99
4,151 John L. Williams, 1986-93**Most Yards Gained, Season**1,287 Steve Largent, 1985
1,240 Koren Robinson, 2002
1,237 Steve Largent, 1979**Most Yards, Rookie, Season**1,039 Joey Galloway, 1995
715 Daryl Turner, 1984
713 Darrell Jackson, 2000**Most Yards Gained, Game**261 Steve Largent, vs. Detroit 10/18/87
191 Steve Largent, vs. Denver 11/25/84
180 John L. Williams, at L.A. Raiders 12/18/88**Most Games, 100+ Yards, Receiving, Career**40 Steve Largent, 1976-89
17 Brian Blades, 1988-98
12 Joey Galloway, 1995-98**Most Games, 100+ Yards, Receiving, Season**6 Steve Largent, 1979
5 Steve Largent, 1984
Brian Blades, 1989
Darrell Jackson, 2001
Koren Robinson, 2002**Most Consecutive Games, 100+ Yards Receiving**

2 By 7 Players (Last: Joey Galloway 1997-98)

Longest Pass Reception83 Koren Robinson (from Trent Dilfer) at St. Louis 10/20/02
82 David Sims (from Jim Zorn) vs. Cincinnati 9/25/77 (TD)
81 Joey Galloway (from John Friesz) at San Diego 10/25/98 (TD)**AVERAGE PER RECEPTION****Highest Avg. Per Reception, Career (100 Receptions)**
18.53 Daryl Turner, 1984-87 (101-1,872)
15.98 Steve Largent, 1976-89 (819-13,089)
15.75 Joey Galloway, 1995-99 (283-4,457)**Highest Avg. Per Reception, Season (50 Receptions)**18.74 Steve Largent, 1979 (66-1,237)
17.31 Joey Galloway, 1996 (57-987)
17.10 Sean Dawkins, 1999 (58-992)**Highest Avg. Per Reception, Game (5 Receptions)**27.80 Steve Largent, vs. Oakland 9/16/79 (5-139)
25.71 John L. Williams, vs. L.A. Raiders 12/18/88 (7-180)
25.00 Darrell Jackson, at Oakland 9/30/01 (5-125)**TOUCHDOWNS****Most Touchdowns, Career**100 Steve Largent, 1976-89
37 Joey Galloway, 1995-99
36 Daryl Turner, 1984-87
34 Brian Blades, 1988-97**Most Touchdowns, Season**13 Daryl Turner, 1985
12 Steve Largent, 1984
Joey Galloway, 1997**Most Touchdowns, Rookie, Season**10 Daryl Turner, 1984
8 Brian Blades, 1988
7 Joey Galloway, 1995**Most Touchdowns, Game**4 Daryl Turner, vs. San Diego 9/15/85
3 By 4 Players (Last: Joey Galloway, vs. Oakland 10/26/97)**Most Consecutive Games, Touchdowns**5 Steve Largent, 1984
Joey Galloway, 1998
4 By 3 Players (Last: Daryl Turner, 1985)**INTERCEPTIONS****Most Interceptions By, Career**50 Dave Brown, 1976-86
42 Eugene Robinson, 1985-95
41 John Harris, 1978-85**Most Interceptions By, Season**10 John Harris, 1981
Kenny Easley, 1984
9 Eugene Robinson, 1993**Most Interceptions By, Rookie, Season**4 John Harris, 1978
3 By 4 Players (Last: Carlton Gray, 1993)**Most Interceptions By, Game**3 Kenny Easley, vs. San Diego 10/29/84
Eugene Robinson, at Pittsburgh 12/6/92
Darryl Williams, vs. San Diego 9/21/97**Most Consecutive Games, Passes Intercepted**4 John Harris, 1980
Eugene Robinson, 1991
3 By 6 Players (Last: Darryl Williams 1997)

YARDS RETURNED**Most Yards Returned, Career**

- 643 Dave Brown, 1976-86
- 586 Eugene Robinson, 1985-95
- 528 Kenny Easley, 1981-87

Most Yards Returned, Season

- 179 Dave Brown, 1984
- 172 Darryl Williams, 1997
- 157 Eddie McMillan, 1977

Most Yards Returned, Game

- 148 Dave Brown, vs. Kansas City 11/4/84
- 125 Kenny Easley, vs. Cleveland 12/20/81
- 91 Sammy Green, vs. San Francisco 10/7/79

Longest Return

- 91 Sammy Green, vs. San Francisco 10/7/79 (TD)
- 90 Dave Brown, vs. Kansas City 11/4/84 (TD)
- 84 Jay Bellamy, vs. St. Louis 9/10/2000 (TD)

TOUCHDOWNS**Most Touchdowns, Career**

- 5 Dave Brown, 1976-86
- 3 Keith Simpson, 1978-85
- Kenny Easley, 1981-87

Most Touchdowns, Season

- 2 By 6 Players
- (Last: Shawn Springs, Darrin Smith 1998)

Most Touchdowns, Game

- 2 Dave Brown, vs. Kansas City 11/4/84 (Ties NFL record)
- 1 44 Times
- (Last: Reggie Tongue vs. Minn 9/29/02)

PUNTING**Most Punts, Career**

- 554 Rick Tuten, 1991-97
- 385 Jeff Feagles, 1998-02
- 299 Jeff West, 1981-85

Most Punts, Season

- 108 Rick Tuten, 1992
- 95 Jeff West, 1984
- 91 Rick Tuten, 1994

Most Punts, Rookie, Season

- 80 Rick Engles, 1976
- 79 Vince Gamache, 1986
- 47 Ruben Rodriguez, 1987
- Jimmy Colquitt, 1985

Most Punts, Game

- 12 Rick Tuten, vs. Denver 11/28/93
- 11 By 3 Players (Last: Rick Tuten, vs. Philadelphia 12/13/92 [OT])

Longest Punt

- 73 Rick Tuten, at Buffalo 10/15/95
- 68 Ruben Rodriguez, vs. Denver 9/4/88
- Jeff Feagles, at Cleveland 9/9/01
- 66 Rick Tuten, vs. Buffalo 12/8/96

AVERAGE YARDAGE**Highest Average, Punting, Career (100 Punts)**

- 43.81 Rick Tuten, 1991-97 (554-24,268)
- 42.15 Jeff Feagles, 1998-02 (385-16,227)
- 40.28 Ruben Rodriguez, 1987-89 (192-7,733)

Highest Average, Punting, Season

- 45.00 Rick Tuten, 1995 (83-3,735)
- 44.52 Rick Tuten, 1993 (90-4,007)
- 44.07 Rick Tuten, 1992 (108-4760)
- Jeff Feagles, 1998 (81-3570)

Highest Average, Punting, Rookie, Season

- 40.00 Ruben Rodriguez, 1987 (47-1,880)
- 38.58 Vince Gamache, 1986 (79-3,048)
- 38.34 Rick Engles, 1976 (80-3,067)

Highest Average Punting, Game (Minimum 4 Punts)

- 55.20 Rick Tuten, vs. Buffalo 12/8/96 (5-276)
- 52.83 Rick Tuten, at Buffalo 10/15/95 (6-317)
- 52.50 Rick Tuten, at San Diego 10/4/92 (6-315)

Highest Net Punting Average, Season

- 38.74 Rick Tuten, 1992
- 37.27 Rick Tuten, 1993
- 37.00 Jeff Feagles, 2002

INSIDE THE 20**Most Punts Inside the 20, Career**

- 147 Rick Tuten, 1991-97
- 133 Jeff Feagles, 1998-02
- 73 Jeff West, 1981-85

Most Punts Inside the 20, Season

- 34 Jeff Feagles, 1999
- 33 Rick Tuten, 1994
- 29 Rick Tuten, 1992

Most Punts Inside the 20, Game

- 6 Rick Tuten, vs. Minnesota 11/10/96
- Jeff Feagles, vs. Kansas City 12/26/99
- Jeff Feagles, at New York Giants 12/23/01
- 5 3 Times
- (Last: Rick Tuten, at Washington 9/4/94)

TOUCHBACKS**Most Touchbacks, Career**

- 45 Rick Tuten, 1991-97
- 30 Jeff Feagles, 1998-02
- 28 Jeff West, 1981-85

Most Touchbacks, Season

- 12 Jeff Feagles, 1998
- 10 Jeff West, 1983
- 8 By 4 Players (Last: Rick Tuten, 1995)

Most Touchbacks, Game

- 3 By 4 Players
- (Last: Ruben Rodriguez, vs. S.D. 10/29/89)

HAD BLOCKED**Most Punts Had Blocked, Career**

- 6 Herman Weaver, 1977-80
- 3 Rick Engles, 1976-77
- 2 By 3 Players

Most Punts Had Blocked, Season

- 3 Herman Weaver, 1979
- 2 By 3 Players
- (Last: Kyle Richardson, 1997)

Most Punts Had Blocked, Game

- 2 Herman Weaver vs. Kansas City 9/30/79
- 1 By 14 Players
- (Last: Jeff Feagles vs. Kansas City 1/6/02)

PUNT RETURNS**Most Punt Returns, Career**

- 94 Chris Warren, 1990-97
- 89 Bobby Joe Edmonds, 1986-88
- 76 Joey Galloway, 1995-98

Most Punt Returns, Season

- 41 Will Lewis, 1980
- 36 Joey Galloway, 1995
- 35 Bobby Joe Edmonds, 1988

Most Punt Returns, Rookie, Season

- 36 Joey Galloway, 1995
 34 Rufus Crawford, 1978
 Bobby Joe Edmonds, 1986

Most Punt Returns, Game

- 7 Walter Packer, vs. N.Y. Jets 11/13/77
 6 Bobby Joe Edmonds, vs. L.A. Raiders 12/8/86
 5 By 14 Players
 (Last: Charlie Rogers, vs. Philadelphia
 9/23/01)

FAIR CATCHES**Most Fair Catches, Career**

- 60 Chris Warren, 1990-97
 40 Charlie Rogers, 1999-01
 35 Kelvin Martin, 1993-94

Most Fair Catches, Season

- 25 Chris Warren, 1992
 23 Bobby Engram, 2002
 20 Kelvin Martin, 1994

Most Fair Catches, Game

- 5 James Jefferson, vs. Denver 10/22/89
 Chris Warren, vs. Pittsburgh 10/20/91
 Chris Warren, vs. Denver 11/30/92 (OT)

YARDS GAINED**Most Yards Gained, Career**

- 1,010 Bobby Joe Edmonds, 1986-88
 925 Charlie Rogers, 1999-01
 843 Paul Johns, 1981-84

Most Yards Gained, Season

- 419 Bobby Joe Edmonds, 1986
 363 Charlie Rogers, 2000
 360 Joey Galloway, 1995

Most Yards Gained, Rookie, Season

- 419 Bobby Joe Edmonds, 1986
 360 Joey Galloway, 1995
 349 Will Lewis, 1980

Most Yards Gained, Game

- 106 Charlie Rogers, at Pittsburgh 9/26/99
 105 Joey Galloway, vs. N.Y. Giants 11/5/95
 103 Bobby Joe Edmonds, vs. Philadelphia
 11/23/86

Longest Punt Return

- 94 Charlie Rogers, at Pittsburgh 9/26/99 (TD)
 89 Joey Galloway, vs. N.Y. Giants 11/5/95 (TD)
 88 Joey Galloway, vs. Denver 9/8/96 (TD)
 75 Will Lewis, at Denver 11/23/80 (TD)
 Paul Johns, vs. L.A. Raiders 10/16/83 (TD)
 Bobby Joe Edmonds, vs. Philadelphia
 11/23/86 (TD)

AVERAGE YARDAGE**Highest Average, Career (Minimum 50 Returns)**

- 12.67 Charlie Rogers, 1999-01 (73-925)
 11.39 Paul Johns, 1981-84 (74-843)
 11.35 Bobby Joe Edmonds, 1986-88 (89-1,010)

Highest Average, Season (min. 1 per game)

- 14.45 Charlie Rogers, 1999 (22-318)
 12.55 Bobby Joe Edmonds, 1987 (20-251)
 12.32 Bobby Joe Edmonds, 1986 (34-419)

Highest Average, Rookie, Season (Qualifiers)

- 14.45 Charlie Rogers, 1999 (22-318)
 13.96 Charlie Rogers, 2000 (26-363)
 12.32 Bobby Joe Edmonds, 1986 (34-419)

**Paul Johns, 1981-84****Highest Average, Game (Minimum 3 Returns)**

- 32.00 Paul Johns, vs. L.A. Raiders 10/16/83
 (3-96)
 29.33 Joey Galloway, vs. Denver 9/8/96 (3-88)
 26.33 Paul Johns, vs. NE 9/16/84 (3-79)

TOUCHDOWNS**Most Touchdowns, Career**

- 4 Joey Galloway, 1995-98
 2 Paul Johns, 1981-84
 1 By 5 Players

Most Touchdowns, Season

- 2 Joey Galloway, 1998
 1 By 9 Players (Last: Bobby Engram, 2002)

Most Touchdowns, Rookie, Season

- 1 Will Lewis, 1980
 Bobby Joe Edmonds, 1986
 Joey Galloway, 1995
 Charlie Rogers, 1999

Most Touchdowns, Game

- 1 By 9 Players
 (Last: Bobby Engram, vs. SF 10/14/02)

KICKOFF RETURNS**Most Kickoff Returns, Career**


- 175 Steve Broussard, 1995-98
 134 Charlie Rogers, 1999-01
 101 Bobby Joe Edmonds, 1986-88

Most Kickoff Returns, Season

- 66 Charlie Rogers, 2000
 50 Steve Broussard, 1997
 50 Charlie Rogers, 2001

Most Kickoff Returns, Game

- 8 Bobby Joe Edmonds, vs. L.A. Raiders
 11/30/87
 7 By 7 Players
 (Last: Maurice Morris, at St. Louis
 10/20/02)



Steve Broussard, 1995-98

YARDS GAINED**Most Yards Gained, Career**

- 4,060 Steve Broussard, 1995-98
- 3,214 Charlie Rogers, 1999-01
- 2,228 Bobby Joe Edmonds, 1986-88

Most Yards Gained, Season

- 1,629 Charlie Rogers, 2000
- 1,148 Zachary Dixon, 1983
- 1,120 Charlie Rogers, 2001

Most Yards Gained, Rookie, Season

- 829 Rufus Crawford, 1978
- 821 Maurice Morris, 2002
- 820 Al Hunter, 1977

Most Yards Gained, Game

- 231 Maurice Morris, at St. Louis 10/20/02
- 198 Charlie Rogers, vs. Indianapolis 10/15/00
- 196 Jon Vaughn, at San Diego 10/30/94

Longest Kickoff Return

- 97 James Jefferson, vs. K.C. 10/8/89 (TD)
- Maurice Morris, at St. Louis 10/20/02 (TD)
- 94 Zachary Dixon, vs. St. Louis 11/13/83 (TD)
- 93 Jon Vaughn, at San Diego 10/30/94 (TD)

HIGHEST YARDAGE**Highest Average, Career (50 Returns)**

- 23.98 Charlie Rogers, 1999-01 (134-3,214)
- 23.20 Steve Broussard, 1995-98 (175-4,060)
- 22.06 Bobby Joe Edmonds, 1986-88 (101-2,228)

Highest Average, Season (1 per game)

- 25.83 Charlie Rogers, 1999 (18-465)
- 24.74 Steve Broussard, 1995 (43-1,064)
- 24.68 Charlie Rogers, 2000 (66-1,629)

Highest Average, Game (Minimum 3 Returns)

- 42.74 Charlie Rogers, vs. Buffalo 12/23/00 (4-171)
- 34.60 Zachary Dixon, vs. St. Louis 11/13/83 (5-173)
- 34.33 David Hollis, vs. K.C. 12/27/87 (3-103)

TOUCHDOWNS**Most Touchdowns, Career**

- 1 Zachary Dixon, 1983-84
- James Jefferson, 1989-93
- Jon Vaughn, 1993-94
- Steve Broussard, 1995-98
- Charlie Rogers, 1999-00
- Maurice Morris, 2002

Most Touchdowns, Season

- 1 Zachary Dixon, 1983
- James Jefferson, 1989
- Jon Vaughn, 1994
- Steve Broussard, 1998
- Charlie Rogers, 2000
- Maurice Morris, 2002

Most Touchdowns, Rookie, Season

- 1 James Jefferson, 1989
- Maurice Morris, 2002

Most Touchdowns, Game

- 1 Zachary Dixon, vs. St. Louis 11/13/83
- James Jefferson, vs. Kansas City 10/8/89
- Jon Vaughn, at San Diego 10/30/94
- Steve Broussard, vs. Washington 9/20/98
- Charlie Rogers, vs. Buffalo 12/23/00
- Maurice Morris, at St. Louis 10/20/02

COMBINED KICK RETURNS**Most Combined Kick Returns, Career**

- 207 Charlie Rogers, 1999-01 (73-P, 134-K)
- 190 Bobby Joe Edmonds, 1986-88 (89-P, 101-K)
- 180 Chris Warren, 1990-97 (94-P, 86-K)

Most Combined Kick Returns, Season

- 92 Charlie Rogers, 2000 (26-P, 66-K)
- 75 Bobby Joe Edmonds, 1988 (35-P, 40-K)
- 75 Charlie Rogers, 2001 (25-P, 50-K)

Most Combined Kick Returns, Game

- 10 Ronnie Harris, vs. Oakland 10/26/97
- Charlie Rogers, at Miami 9/3/00 (4-P, 6-K)
- Charlie Rogers, vs. Philadelphia 9/23/01 (5-P, 5-K)
- 9 By 4 Players
- (Last: Charlie Roger, vs. Denver 11/26/00)

YARDS GAINED**Most Yards Returned, Career**

- 4,139 Charlie Rogers, 1999-01 (925-P, 3,214-K)
- 4,060 Steve Broussard, 1995-98 (4,060-K)
- 3,238 Bobby J. Edmonds, 1986-88(1,010-P, 2,228-K)

Most Yards Gained, Season

- 1,992 Charlie Rogers, 2000 (363-P, 1,629-K)
- 1,364 Charlie Rogers, 2001 (244-P, 1,120-K)
- 1,240 Bobby Joe Edmonds, 1988 (340-P, 900-K)

Most Yards Returned, Game

- 231 Maurice Morris, vs. St. Louis 10/20/02 (231-K)
- 215 Charlie Rogers, vs. Indianapolis 10/15/00 (17-P, 198-K)
- 206 Charlie Rogers, at NY Jets 1/2/00 (16-P, 190-K)

TOUCHDOWNS**Most Touchdowns, Career**

- 4 Joey Galloway, 1995-98 (4-P)
- 2 Paul Johns, 1981-84 (2-P)
- Charlie Rogers, 1999-00 (1-P, 1-K)
- 1 By 12 Players

Most Touchdowns, Season

- 2 Joey Galloway, 1998 (2-P)
- 1 By 13 Players
- (Last: Maurice Morris, 2002 [1-K])

Most Touchdowns, Game

- 1 By 15 Players
- (Last: Maurice Morris, at St. Louis 10/20/02)

FUMBLES**Most Fumbles, Career**

- 108 Dave Krieg, 1980-91
- 49 Jim Zorn, 1976-84
- 38 Curt Warner, 1983-89

Most Fumbles, Season

- 18 Dave Krieg, 1989
- 16 Dave Krieg, 1990
- 13 Rick Mirer, 1993

Most Fumbles, Game

- 6 Dave Krieg, vs. Kansas City 11/5/89
- 5 Dave Krieg, vs. San Diego 11/25/90 (OT)
- 4 By 2 Players
- (Last: Dan McGwire, vs. Indianapolis 12/4/94)

FUMBLES RECOVERED**Most Fumbles Recovered, Career, Own and Opponents**

- 27 Dave Krieg, 1980-91 (27-own)
- 17 Jacob Green, 1980-91 (17-opponent)
- 15 Eugene Robinson, 1985-95 (14-opp, 1-own)

Most Fumbles Recovered, Season, Own and Opponents

- 9 Dave Krieg, 1989 (9-own)
- 5 By 4 Players
- (Last: Rick Mirer, 1993 [5-own])

Most Fumbles Rec., Game, Own and Opponents

- 3 Dave Krieg, vs. Chicago 12/20/87 (3-own)
- Dave Krieg, vs. Kansas City 11/5/89 (3-own)
- Rick Mirer, at Detroit 10/17/93 (3-own)

OWN FUMBLES RECOVERED**Most Own Fumbles Recovered, Career**

- 27 Dave Krieg, 1980-91
- 13 Curt Warner, 1983-89
- 12 Jim Zorn, 1976-84

Most Own Fumbles Recovered, Season

- 9 Dave Krieg, 1989
- 5 By 3 Players (Last: Rick Mirer, 1993)

Most Own Fumbles Recovered, Game

- 3 Dave Krieg, vs. Chicago 12/20/87 (3-own)
- Dave Krieg, vs. Kansas City 11/5/89 (3-own)
- Rick Mirer, at Detroit 10/17/93 (3-own)

OPPONENTS FUMBLES RECOVERED**Most Opponents' Fumbles Recovered, Career**

- 17 Jacob Green, 1980-91
- 14 Eugene Robinson, 1985-95
- 11 By 3 Players

Most Opponents' Fumbles Recovered, Season

- 5 Nesby Glasgow, 1989
- 4 By 12 Players (Last: Chad Brown, 1997)

Most Opponents' Fumbles Recovered, Game

- 3 Darryl Williams, at Kansas City, 10/4/98
- 2 By 14 Players (Last: Chad Brown, at New Orleans 11/16/97)

YARDS RETURNING FUMBLES**Longest Fumble Return**

- 82 Antonio Edwards, at Denver 12/10/95 (TD)
- 79 Jacob Green, vs. N.Y. Jets 10/27/85 (TD)
- 71 Shawn Springs, at Oakland 9/8/02

TOUCHDOWNS**Most Touchdowns, Career (Total)**

- 2 Jacob Green, 1980-91 (2-opp)
- Shelton Robinson, 1982-85 (2-opp)
- Chad Brown, 1997 (2-opp)

Most Touchdowns, Season (Total)

- 2 Shelton Robinson, 1983 (2-opp)
- Chad Brown, 1997 (2-opp)
- 1 By 17 Players
- (Last: Willie Williams, 2002 [1-opp])

Most Touchdowns, Game (Total)

- 1 By 22 Players
- (Last: Willie Williams, at Atlanta 12/15/02)

COMBINED NET YARDS

Yards Gained Via Rushing, Receiving, Interception Return, Punt Return, Kickoff Return, and Fumble Return

ATTEMPTS**Most Attempts, Career**

- | | |
|-------|---------------------------|
| 1,943 | Chris Warren, 1990-97 |
| 1,854 | Curt Warner, 1983-89 |
| 1,628 | John L. Williams, 1986-93 |

Most Attempts, Season

- | | |
|-----|---------------------|
| 379 | Curt Warner, 1983 |
| 374 | Chris Warren, 1994 |
| 371 | Ricky Watters, 1998 |

Most Attempts, Rookie, Season

- | | |
|-----|------------------------|
| 379 | Curt Warner, 1983 |
| 162 | Sherman Smith, 1976 |
| | John L. Williams, 1986 |

Most Attempts, Game

- | | |
|----|--|
| 36 | Chris Warren, at New England 9/19/93 |
| | Shaun Alexander, Oakland 11/11/01 |
| 35 | Lamar Smith, at Detroit 10/17/96 |
| | Ricky Watters, vs. Indianapolis 12/20/98 |
| | Shaun Alexander, Denver 10/14/01 |

YARDS GAINED**Most Yards Gained, Career**

- | | |
|--------|---------------------------|
| 13,396 | Steve Largent, 1976-89 |
| 10,663 | Chris Warren, 1990-97 |
| 8,673 | John L. Williams, 1986-93 |

Most Yards Gained, Season

- | | |
|-------|----------------------|
| 1,992 | Charlie Rogers, 2000 |
| 1,925 | Chris Warren, 1992 |
| 1,868 | Chris Warren, 1994 |

Most Yards Gained, Rookie, Season

- | | |
|-------|-------------------------|
| 1,774 | Curt Warner, 1983 |
| 1,583 | Joey Galloway, 1995 |
| 1,172 | Bobby Joe Edmonds, 1986 |

Most Yards Gained, Game

- 273 Shaun Alexander, vs. Oakland 11/11/01
 261 Steve Largent, vs. Detroit 10/18/87
 239 John L. Williams, at L.A. Raiders 12/18/88
 237 Joey Galloway, at Jacksonville 11/12/95

TACKLES**Most Tackles, Career**

- 984 Eugene Robinson, 1985-95
 813 Keith Butler, 1978-87
 779 Joe Nash, 1982-96

Most Tackles, Season

- 153 Terry Beeson, 1978
 150 Chad Brown, 1998
 147 Anthony Simmons, 2000

Most Tackles, Game

- 18 Terry Beeson, vs. Houston 11/2/77
 Sammy Green, vs. Minnesota 10/8/78
 16 By 10 Players (Last: Isaiah Kacyvenski, at Oakland 9/8/02)

SACKS**Most Sacks, Career**

- 116.0 Jacob Green, 1980-91
 73.5 Michael Sinclair, 1991-01
 63.0 Jeff Bryant, 1982-93

Most Sacks, Season

- 16.5 Michael Sinclair, 1998
 16.0 Jacob Green, 1983
 14.5 Jeff Bryant, 1984
 14.0 Cortez Kennedy, 1992

Most Sacks, Game

- 4.0 Jacob Green, vs. N.Y. Giants 10/19/86
 Michael Sinclair, vs. Denver 9/8/96
 Michael McCrary, at Oakland 12/22/96

FORCED FUMBLES**Most Forced Fumbles, Career**

- 28 Jacob Green, 1980-91
 24 Michael Sinclair, 1991-01
 14 Rufus Porter, 1988-94
 13 Joe Nash, 1982-96
 Bruce Scholtz, 1982-88

Most Forced Fumbles, Season

- 7 Jacob Green, 1985
 Michael Sinclair, 1998
 6 By 3 Players (Last: Michael Sinclair, 1997)

Most Forced Fumbles, Game

- 2 By 14 Players (Last: Michael Sinclair, vs. Denver 10/1/95)

BLOCKED KICKS**Most Blocked Punts, Career**

- 3 Kerry Justin, 1978-83, 1986-87
 2 By 4 Players

Most Blocked Punts, Season

- 2 By 4 Players (Last: Kerry Justin, 1986)

Most Blocked Punts, Game

- 1 By 21 Players
 (Last: Alex Bannister, vs. Denver 10/14/01)

Most Blocked Field Goals, Career

- 8 Joe Nash, 1982-96
 2 By 4 Players

Most Blocked Field Goals, Season

- 3 Joe Nash, 1989
 2 Mike White, 1982
 Joe Nash, 1984

Most Blocked Field Goals, Game

- 1 By 28 Players
 (Last: Lamar King at Green Bay 11/1/99)

Most Blocked PATs, Career

- 3 Mike White, 1981-82
 2 By 3 Players

Most Blocked PATs, Season

- 2 Mike White, 1981
 1 By 11 Players
 (Last: Terry Wooden, 1995)

Most Blocked PATs, Game

- 1 By 12 Players
 (Last: Terry Wooden, vs. San Diego 10/22/95)

Most Blocked Kicks (Field Goals and PATs), Career

- 10 Joe Nash, 1982-96 (8 FG, 2 PAT)
 5 Mike White, 1981-82 (2 FG, 3 PAT)
 Jeff Bryant, 1982-93 (3 FG, 2 PAT)

Most Blocked Kicks (Field Goals and PATs), Season

- 3 Mike White, 1982 (2 FG, 1 PAT)
 Joe Nash, 1989 (3 FG)
 2 By 4 Players
 (Last: Jeff Bryant and Joe Nash, 1985)

Most Blocked Kicks (Field Goals and PATs), Game

- 1 By 41 Players
 (Last: Lamar King at Green Bay 11/1/99 [FG])

Longest Return of Blocked Punt

- 32 Jessie Green, vs. N.Y. Jets 10/19/80
 26 Steve Raible, vs. Green Bay 10/10/76
 17 Autry Beamon, vs. Baltimore 9/18/77

Longest Return of Blocked Field Goal

- 62 Paul Moyer, vs. Cleveland 10/9/88 (no TD)
 Vernon Dean, vs. L.A. Rams 10/23/88 (TD)
 61 Robert Blackmon, vs. Houston 11/3/96 (TD)
 Shawn Springs, at Green Bay 11/1/99 (TD)

**Rufus Crawford, 1978**

TEAM RECORDS

ATTENDANCE

Largest Single Season Regular Season Home Attendance

530,520 1999 (66,315)
508,367 2000 (63,545)
504,621 2002 (63,077)

Largest Single Game Regular Season Home Attendance

68,681 vs. Oakland 12/16/00 (at Husky Stadium)
68,661 vs. Denver 11/26/00 (at Husky Stadium)
67,231 vs. Oakland 11/11/01 (at Husky Stadium)
66,420 vs. San Francisco 10/14/02
66,400 vs. Oakland 10/3/99
66,332 vs. Kansas City 12/26/99

Largest Single Game Regular Season Road Attendance

*82,893 at Kansas City 10/2/00
82,352 at Washington 11/4/01
81,201 at L.A. Raiders 12/15/85

* Combined attendance from Arrowhead (79,451) and Kaufmann Stadium adjacent to Arrowhead (3,442).

GAMES WON

REGULAR SEASON

Most Consecutive Games Won

8 1984
5 1986
1997-98
1999
4 1983-84

Most Consecutive Games Without Defeat

8 1984
5 1986
1997-98
1999
4 1983-84

Most Games Won, Season

12 1984
10 1986
9 7 Times (Last: 2001)

Most Consecutive Games Won, One Season

8 1984
5 1986
1999
3 13 Times (Last: 2002)

Most Consecutive Games Won, Start of Season

3 1986
1998
2 1984, 1985, 1988, 1994

Most Consecutive Games Won, End of Season

5 1986
3 2002

Most Consecutive Home Games Won

8 1983-84
5 1987
1990-91

Most Consecutive Road Games, Won

5 1979-80
4 1984
3 5 Times (Last: 1997)

Most Shutout Games Won or Tied, Season

3 1984
2 1986
1 4 Times (Last: 1998)

Most Consec. Shutout Games Won or Tied, Season

2 1984
1 7 Times (Last: 1998)

Most Consecutive Overtime Games Won, Season

2 1990 (Ties NFL record)

GAMES LOST

Most Consecutive Games Lost

10 1980-81
9 1976-77
8 1992

Most Games Lost, Season

14 1992
12 1976, 1980
10 1981, 1993, 1994, 2000

Most Consecutive Games Lost, One Season

9 1980
8 1992
6 1994

Most Consecutive Games Lost, Start of Season

5 1976
4 1977
3 1990, 1996, 2002

Most Consecutive Games Lost, End of Season

9 1980
5 1976
4 1992

Most Consecutive Home Games Lost

8 1980
5 1992
4 1976, 1976-77, 1992, 1996

Most Consecutive Road Games Lost

8 1976-77, 1980-81
7 1992-93
5 1986, 1993, 1994-95

Most Shutout Games Lost or Tied, Season

2 1992
1 6 Times (Last: 2000)

Most Consec. Shutout Games, Lost or Tied, Season

2 1992
1 6 Times (Last: 2000)

Most Consecutive Overtime Games Lost, Season

1 9 Times (Last: 1999)

SCORING

POINTS

Most Points, Season

418 1984
403 1983
378 1979

Fewest Points, Season

127 1982 (9 games)
140 1992 (NFL record for 16 game season)
229 1976 (14 games)

Most Points, Game

- 56 vs. Buffalo 10/30/77
 51 vs. Kansas City 11/27/83 (OT)
 49 vs. San Diego 9/15/85

Fewest Points, Game

- 0 9 Times (Last: at Miami 9/3/00)

Most Points, Both Teams, Game

- 99 Seattle (51) vs. Kansas City (48) 11/27/83 (OT)
 84 Seattle (49) vs. San Diego (35) 9/15/85
 80 Seattle (43) at L.A. Raiders (37) 12/18/88

Fewest Points, Both Teams, Game

- 14 Seattle (14) vs. Washington (0) 9/28/80
 15 Seattle (9) at Cleveland (6) 9/9/01
 Seattle (6) at NY Giants (9) 9/15/02

Most Points, Shutout Victory, Game

- 45 vs. Kansas City 11/4/84
 38 at Philadelphia, 9/6/98
 37 vs. L.A. Raiders 12/8/86

Fewest Points, Shutout Victory, Game

- 14 vs. Washington 9/28/80
 16 vs. Pittsburgh 11/28/82
 17 vs. N.Y. Jets 11/13/77

Most Points Overcome to Win Game

- 20 at Denver 12/10/95 (Trailed 0-20, Won 31-27)
 18 vs. Pittsburgh 11/8/81 (Trailed 3-21, Won 24-21)
 at Oakland 12/14/97 (Trailed 3-21, Won 22-21)

Most Points, Each Half

- 1st:** 45 vs. Minnesota 9/29/02
 42 vs. Buffalo 10/30/77
 34 vs. Kansas City 12/11/77
2nd: 37 vs. Kansas City 11/27/83 (OT)
 (Includes 3 points in overtime)
 35 vs. San Diego 9/15/85
 31 vs. L.A. Raiders 10/16/83
 vs. New England 9/21/86

Most Points, One Quarter

- 31 vs. Minnesota 9/29/02 (2nd)
 28 4 Times (Last: vs. Kansas City 9/11/88 [2nd])

Most Points, Each Quarter

- 1st:** 21 vs. Cincinnati 9/6/81
 vs. Detroit 10/18/87
 vs. N.Y. Giants 11/5/95
2nd: 31 vs. Minnesota 9/29/02
 28 vs. Buffalo 10/30/77
 vs. Kansas City 11/4/84
 vs. Kansas City 9/11/88
3rd: 28 vs. San Diego 9/15/85
 24 vs. Chicago 11/5/78
 20 vs. Kansas City 9/20/87
 vs. Chicago 12/20/87
4th: 24 vs. New England 9/21/86
 21 vs. Detroit 9/24/78
 at Denver 12/10/95
 at San Diego 12/29/02
OT: 6 at Atlanta 12/15/02
 3 5 Times (Last: vs. San Diego 12/2/01)

GAMES**Most Consecutive Games Scoring**

- 121 1992-99
 112 1982-89
 47 2000-02

TOUCHDOWNS**Most Touchdowns, Season**

- 51 1984
 50 1983
 46 1979, 1987

Fewest Touchdowns, Season

- 14 1982 (9 games)
 1992
 27 1996

Most Touchdowns, Game

- 8 vs. Buffalo 10/30/77
 7 vs. San Diego 9/15/85
 6 6 Times (Last: vs. Minnesota 9/29/02)

Most Touchdowns, Both Teams, Game

- 13 Seattle (6) vs. Kansas City (7) 11/27/83 (OT)
 12 Seattle (7) vs. San Diego (5) 9/15/85
 10 3 Times (Last: Seattle [4] vs. Green Bay [6]
 10/15/78)

Most Consecutive Games Scoring Touchdowns

- 48 1982-85
 34 1985-88
 30 1977-79

POINTS AFTER TOUCHDOWN**Most Points After Touchdown, Season**

- 50 1984
 49 1983
 44 1987

Fewest Points After Touchdown, Season

- 13 1982 (9 games)
 14 1992
 25 1994

Most Points After Touchdown, Game

- 8 vs. Buffalo 10/30/77
 7 vs. San Diego 9/15/85
 6 7 Times (Last: vs. Minnesota 9/29/02)

Most Points After Touchdown, Both Teams, Game

- 12 Seattle (6) vs. Kansas City (6) 11/27/83 (OT)
 10 2 Times (Last: Seattle [4] vs. Green Bay [6]
 10/15/78)

TWO-POINT CONVERSIONS

(Two-point conversion rule was adopted in 1994)

Most Two-Point Conversion Attempts, Season

- 6 1994, 1996, 1997
 4 1998, 2000
 2 1995, 1999

Most Two-Point Conversion Attempts, Game

- 2 at Kansas City 10/23/94
 vs. San Diego 10/22/95
 vs. Oakland 12/16/00
 1 21 Times (Last: vs. Kansas City 11/24/02)

Most Two-Point Conversions**Made, Season**

- 4 1994, 1996
 2 1998

Most Two-Point Conversions Made, Game

- 2 at Kansas City 10/23/94
 1 13 Times

FIELD GOALS**Most Field Goals Attempted, Season**

- 40 1999
 35 1986
 34 1996

Fewest Field Goals Attempted, Season

- 14 1982 (9 games)
- 16 1976
- 18 1977

Most Field Goals Attempted, Game

- 6 vs. Kansas City 9/20/87
vs. San Diego 12/12/99
- 5 4 Times (Last: vs. Houston 11/3/96)

Most Field Goals Attempted, Both Teams, Game

- 10 Seattle (6) vs. San Diego (4) 12/12/99
- 9 at Seattle (5) vs. Houston (4) 11/3/96
- 8 Seattle (5) vs. L.A. Raiders (3) 12/18/88
- Seattle (2) at San Diego (6) 9/5/93

Most Field Goals, Season

- 34 1999
- 28 1996
- 25 1991

Fewest Field Goals, Season

- 9 1976
1977
- 10 1982 (9 games)

Most Field Goals, Game

- 5 vs. Kansas City 9/20/87
vs. L.A. Raiders 12/18/88
- 4 10 Times (Last: vs. Buffalo 10/24/99)

Most Field Goals, Both Teams, Game

- 8 Seattle (5) vs. L.A. Raiders (3) 12/18/88
- 7 4 Times (Last: Seattle (3) vs. San Diego (4)
12/12/99)

Most Consecutive Games Scoring Field Goals

- 15 1990-91
- 10 1978-79, 2002
- 9 4 Times (Last: 2000)

SAFETIES**Most Safeties, Season**

- 4 1993 (ties NFL record)
- 1 10 Times (Last: 2001)

Most Safeties, Game

- 1 14 Times (Last: vs. Dallas 12/16/01)

Most Safeties, Both Teams, Game

- 2 Seattle (0) vs. Denver (2) 1/2/83
- Seattle (1) vs. Cleveland (1) 11/14/93
- 1 34 Times (Last: Seattle [0] vs. Dallas [1]
12/16/01)

FIRST DOWNS**Most Seasons Leading League**

- 1 1978

Most First Downs, Season

- 347 2002
- 345 1978
- 331 1997

Fewest First Downs, Season

- 159 1982 (9 games)
- 207 1992
- 237 1976

Most First Downs, Game

- 34 vs. San Diego 11/22/87
at San Diego 12/29/02 (OT)
- 33 vs. Kansas City 11/27/83 (OT)
- 32 vs. Kansas City 11/24/02

Fewest First Downs, Game

- 1 vs. L.A. Rams 11/4/79
- 2 vs. New England 12/4/88
- 6 3 Times (Last: at Dallas 10/11/92)

Most First Downs, Rushing, Season

- 150 1978
- 131 1983
- 125 1988

Fewest First Downs, Rushing, Season

- 51 1982 (9 games)
- 75 1976
- 76 1992

Most First Downs, Rushing, Game

- 19 vs. San Diego 11/22/87
- 18 vs. Kansas City 11/27/83 (OT)
- 17 vs. Oakland 11/11/01

Fewest First Downs, Rushing, Game

- 0 vs. L.A. Rams 11/4/79
vs. New England 12/4/88
vs. L.A. Raiders 10/18/92

Most First Downs, Passing, Season

- 208 2002
- 207 1997
- 180 1989

Fewest First Downs, Passing, Season

- 89 1982 (9 games)
- 114 1992
- 116 1977

Most First Downs, Passing, Game

- 21 vs. Denver 11/20/83
vs. Kansas City 11/24/02
- 20 vs. Denver 12/15/84
- 19 vs. Oakland 10/26/97

Fewest First Downs, Passing, Game

- 1 vs. L.A. Rams 11/4/79
- 2 5 Times (Last: vs. Philadelphia 9/23/01)

Most First Downs, Penalty, Season

- 39 1978
- 35 2002
- 31 1998

Fewest First Downs, Penalty, Season

- 10 1986
- 14 1991
- 15 2000

Most First Downs, Penalty, Game

- 6 vs. N.Y. Jets 9/17/78
vs. San Diego 11/16/81
vs. San Diego 9/18/94

Most First Downs, Both Teams, Game

- 64* vs. Kansas City 11/24/02 (Sea-32, KC-32)
- 62 vs. San Diego 9/15/85 (Sea-30, SD-32)

*NFL Record

**NET YARDS GAINED
RUSHING & PASSING****Most Plays, Season**

- 1090 1985
- 1072 1978
- 1050 2002

Fewest Plays, Season

589 1982 (9 games)
869 1977
882 1976

Most Plays, Game

90 at San Diego 12/29/02 (OT)
85 vs. Kansas City 11/27/83 (OT)
84 vs. Kansas City 9/29/85
vs. San Diego 11/22/87

Fewest Plays, Game

35 vs. L.A. Rams 11/4/79
41 vs. New England 12/4/88
42 vs. Washington 12/23/89
43 at San Diego 10/25/98

Most Net Yards Gained, Season

5818 2002
5759 1997
5557 1979

Fewest Net Yards Gained, Season

2594 1982 (9 games)
3374 1992
4062 1976

Most Net Yards Gained, Game

591 at San Diego 12/29/02 (OT)
559 vs. Buffalo 10/30/77
554 vs. Oakland 10/26/97

Fewest Net Yards Gained, Game

-7 vs. L.A. Rams 11/4/79 (NFL record)
62 at Dallas 10/11/92
65 vs. New England 12/4/88

Most Consecutive Games, 500 or More Yards Gained

2 2002

Most Consecutive Games, 400 or More Yards Gained

4 1986
2 6 Times (Last: 2002)

Most Consecutive Games, 300 or More Yards Gained

9 1997
7 1978-79
6 1980, 1986, 2000, 2002

Most Games 500 Yards or More, Season

3 2002
2 1986
1 1977, 1979, 1983, 1997

Highest Average Gain, Season

5.54 2002 (1,050-5,818)
5.38 1986 (1,005-5,409)
5.31 1979 (1,046-5,557)

Lowest Average Gain, Season

4.40 1982 (589-2,594 (9 games))
4.55 1989 (1,010-4,596)
4.57 1994 (1,018-4,652)

RUSHING

ATTEMPTS

Most Rushing Attempts, Season

561 1978
546 1983
517 1988

Fewest Rushing Attempts, Season

227 1982 (9 games)
374 1976
394 1991

Most Rushing Attempts, Game

57 vs. N.Y. Jets 9/11/83
56 vs. San Diego 9/18/83
54 vs. San Diego 11/22/87

Fewest Rushing Attempts, Game

7 vs. L.A. Raiders 11/17/91
9 vs. Washington 12/23/89
11 at Carolina 10/8/00


YARDS GAINED

Most Yards Gained Rushing, Season

2,394 1978
2,300 1986
2,178 1995

Fewest Yards Gained Rushing, Season

795 1982 (9 games)
1,392 1989
1,413 1976



Terry Taylor, 1984-88, 1994

Most Yards Gained Rushing, Game

319 vs. Oakland 11/11/01
298 vs. Denver 12/20/86
280 vs. Kansas City 11/27/83 (OT)

Fewest Yards Gained Rushing, Game

20 vs. New England 12/4/88
23 vs. L.A. Rams 11/4/79
vs. L.A. Raiders 11/17/91
24 at Denver 12/27/98

AVERAGE GAIN

Highest Average Gain, Rushing, Season

4.57 1995 (477-2,178)
4.52 1996 (442-1,997)
4.48 1986 (513-2,300)

Lowest Average Gain, Rushing, Season

3.32 1984 (495-1,645)
3.44 1989 (405-1,392)
3.45 1999 (408-1,408)

TOUCHDOWNS**Most Touchdowns, Rushing, Season**

- 28 1978
- 24 1979
- 20 1995

Fewest Touchdowns, Rushing, Season

- 4 1982 (9 games)
1992
- 5 1989
- 1999

Most Touchdowns, Rushing, Game

- 4 8 Times (Last: vs. Minnesota 9/29/02)

PASSING**ATTEMPTS****Most Passes Attempted, Season**

- 609 1997
- 587 2002
- 575 1985

Fewest Passes Attempted, Season

- 326 1982 (9 games)
- 387 1977
- 405 1987

Most Passes Attempted, Game

- 61 vs. Kansas City 9/29/85
- 55 at San Francisco 12/1/02
- 53 at San Diego 12/29/02 (OT)

Fewest Passes Attempted, Game

- 14 vs. Kansas City 12/11/77
- 15 vs. Pittsburgh 12/6/87
- 16 3 Times (Last: vs. Cincinnati 11/18/84)

Most Passes Attempted, Both Teams, Game

- 103 Seattle (53) at San Diego (50) 12/29/02 (OT)
- 87 Seattle (24) at NY Jets (63) 12/6/98
- 84 Seattle (42) vs. San Diego (42) 12/14/80
- Seattle (46) vs. Kansas City (38) 12/9/84
- Seattle (31) vs. Phoenix (53) 12/19/93 (OT)

Fewest Passes Attempted, Both Teams, Game

- 30 Seattle (20) vs. New England (10) 12/4/88
- 33 Seattle (15) vs. Pittsburgh (18) 12/6/87
- 38 Seattle (23) vs. New England (15) 10/9/77

COMPLETIONS**Most Passes Completed, Season**

- 361 2002
- 359 1997
- 316 1989

Fewest Passes Completed, Season

- 175 1977
- 176 1982 (9 games)
- 229 1976

Most Passes Completed, Game

- 36 at San Diego 9/29/02
- 33 vs. Atlanta 10/13/85
- 31 vs. Kansas City 9/27/81
- vs. Denver 11/20/83

Fewest Passes Completed, Game

- 2 vs. L.A. Rams 11/4/79
- 4 vs. L.A. Raiders 10/16/83
- 5 vs. New England 10/9/77
- at Oakland 12/22/96

Most Passes Completed, Both Teams, Game

- 64 Seattle (36) at San Diego (28) 12/29/02 (OT)
- 59 Seattle (17) at NY Jets (42) 12/6/98
- 56 Seattle (22) vs. San Diego (34) 9/15/85

Fewest Passes Completed, Both Teams, Game

- 14 Seattle (5) vs. New England (9) 10/9/77
- Seattle (9) vs. New England (5) 12/4/88
- 17 Seattle (10) vs. Cleveland (7) 12/18/77

YARDS GAINED**Most Net Yards Gained, Passing, Season**

- 4,257 2002
- 3,959 1997
- 3,590 1979

Fewest Net Yards Gained, Passing, Season

- 1,778 1992
- 1,799 1982 (9 games)
- 2,328 1977

Most Net Yards Gained, Passing, Game

- 428 at San Diego 12/29/02
- 427 at San Francisco 12/1/02
- 409 vs. Oakland 10/26/97

Fewest Net Yards, Gained Passing, Game

- 30 vs. L.A. Rams 11/4/79
- 2 vs. L.A. Raiders 10/16/83
- 13 at Oakland 12/22/96

TIMES SACKED**Most Times Sacked, Season**

- 67 1992
- 53 1985
- 51 1980

Fewest Times Sacked, Season

- 21 1977
- 23 1979
- 28 1976

Most Times Sacked, Game

- 9 vs. Kansas City 11/11/90
- 8 vs. Cleveland 9/12/82
- vs. Dallas 12/4/83
- at Denver 12/20/92

COMPLETION PERCENTAGE**Highest Completion Percentage, Season**

- 61.50 2002 (587-361)
- 60.75 2000 (507-308)
- 59.42 1991 (488-290)

Lowest Completion Percentage, Season

- 45.22 1977 (387-175)
- 47.71 1976 (480-229)
- 48.32 1992 (476-230)

TOUCHDOWNS**Most Touchdowns, Passing, Season**

- 32 1984
- 31 1987
- 28 1985

Fewest Touchdowns, Passing, Season

- 9 1982 (9 games)
- 1992
- 13 1976, 1993, 1994

Most Touchdowns, Passing, Game

- 5 vs. Detroit 12/2/84
- vs. San Diego 9/15/85
- vs. L.A. Raiders 11/28/88
- vs. Oakland 10/26/97

Most Touchdowns, Passing, Both Teams, Game
 10 Seattle (5) vs. San Diego (5) 9/15/85
 7 6 Times (Last: Seattle [5] vs. Oakland [2] 10/26/97)

PASSES HAD INTERCEPTED

Most Passes Had Intercepted, Season
 32 1977
 30 1976
 26 1984, 1991

Fewest Passes Had Intercepted, Season
 9 1994
 12 2001
 13 1982 (9 games)

Most Passes Had Intercepted, Game
 6 vs. Detroit 10/24/76
 vs. Kansas City 12/9/84
 5 2 Times (Last: vs. Kansas City 9/29/85)

PUNTING

Most Punts, Season
 108 1992
 95 1984
 91 1985, 1993, 1994

Fewest Punts, Season
 49 1982 (9 games)
 61 1987, 2002
 64 1977

Most Punts, Game
 12 vs. Denver 11/28/93
 11 3 Times (Last: vs. Philadelphia 12/13/92 [OT])

Fewest Punts, Game
 1 9 Times (Last: at Oakland, 12/5/99)

AVERAGE YARDAGE

Highest Average Distance, Punting, Season
 45.00 1995 (83-3,735)
 44.07 1992 (108-4,760)
 1998 (81-3,570)
 44.03 1993 (91-4,007)

Lowest Average Distance, Punting, Season
 36.89 1978 (69-2,543)
 37.40 1976 (82-3,067)
 37.55 1984 (95-3,567)

HAD BLOCKED

Most Punts Had Blocked, Season
 3 1979
 2 1977
 1980
 1997

Most Punts Had Blocked, Game
 2 vs. Kansas City 9/30/79
 1 13 Times (Last: vs. Kansas City 1/6/01)

Most Consecutive Punts Without A Block
 612 1980-88
 521 1989-93
 254 1993-96
 1997-2000

INSIDE THE 20

Most Punts Inside the Opponents' 20 Yard Line, Season
 34 1999
 33 1994
 29 1992

Fewest Punts Inside the Opponents' 20 Yard Line, Season
 9 1982 (9 games)
 10 1986
 11 1977
 1979
 1991

Most Punts Inside the Opponents' 20 Yard Line, Game
 6 vs. Minnesota 11/10/96
 vs. Kansas City 12/26/99
 at New York Giants 12/23/01
 5 vs. New England 12/18/83
 vs. Denver 11/30/92 (OT)
 at Washington 9/4/94

PUNT RETURNS

Most Punt Returns, Season
 53 1985
 44 1984
 41 1981
 1998

Fewest Punt Returns, Season
 21 1982 (9 games)
 25 2002
 30 1989, 1999, 2000

Most Punt Returns, Game
 7 vs. Tampa Bay 10/17/76
 vs. N.Y. Jets 11/13/77
 6 3 Times (Last: vs. L.A. Raiders 12/8/86)

Fewest Punt Returns, Game
 0 35 Times (Last: vs. St. Louis 12/22/02)

FAIR CATCHES

Most Fair Catches, Season
 27 1992
 24 1999
 23 1994, 2002

Fewest Fair Catches, Season
 4 1977
 5 1978
 6 4 Times (Last: 1983)

Most Fair Catches, Game
 5 4 Times (Last: vs. Denver 11/30/92 [OT])

YARDS GAINED

Most Yards, Punt Returns, Season
 484 1984
 483 1985
 457 1986

Fewest Yards, Punt Returns, Season
 217 1977
 228 1982 (9 games)
 246 1976

Most Yards, Punt Returns, Game
 106 at Pittsburgh 9/26/99
 105 vs. N.Y. Giants 11/5/95
 103 vs. Philadelphia 11/23/86
 101 vs. Pittsburgh 9/7/86

Fewest Yards, Punt Returns, Game

- 2 vs. Washington 9/19/76
at N.Y. Giants 10/25/92
at Kansas City 9/15/96

AVERAGE YARDS RETURNING PUNTS**Highest Average, Punt Returns, Season**

- 13.97 1999 (30-419)
- 12.80 2000 (30-384)
- 11.72 1986 (39-457)

Lowest Average, Punt Returns, Season

- 6.31 1976 (39-246)
- 6.70 1997 (37-248)
- 7.00 1977 (31-217)

TOUCHDOWNS RETURNING PUNTS**Most Touchdowns, Punt Returns, Season**

- 2 1998
- 1 9 Times (Last: 2002)

Most Touchdowns, Punt Returns, Game

- 1 11 Times (Last: vs. San Francisco 10/14/02)

KICKOFF RETURNS**Most Kickoff Returns, Season**

- 80 2000
- 79 1976
- 76 1997

Fewest Kickoff Returns, Season

- 29 1982 (9 games)
- 50 1990, 1992, 1993

Most Kickoff Returns, Game

- 9 vs. New Orleans 11/21/76
vs. Kansas City 11/27/83 (OT)
- 8 10 Times (Last: vs. Indianapolis 10/15/00)

Fewest Kickoff Returns, Game

- 0 4 Times (Last: at Detroit 10/17/93)

YARDS GAINED**Most Yards, Kickoff Returns, Season**

- 1,932 2000
- 1,620 1995
- 1,605 1976

Fewest Yards, Kickoff Returns, Season

- 544 1982 (9 games)
- 885 1992
- 931 1993

Most Yards, Kickoff Returns, Game

- 268 vs. Indianapolis 10/15/00
- 251 vs. New Orleans 11/21/76
- 231 at St. Louis 10/20/02

Fewest Yards, Kickoff Returns, Game

- 0 4 Times (Last: at Detroit 10/17/93)

AVERAGE YARDAGE**Highest Average, Kickoff Returns, Season**

- 24.15 2000 (80-1,932)
- 23.59 1998 (64-1,510)
- 22.75 1999 (68-1,547)

Lowest Average, Kickoff Returns, Season

- 17.70 1992 (50-885)
- 18.52 1981 (69-1,278)
- 18.62 1993 (50-931)

TOUCHDOWNS**Most Touchdowns, Kickoff Returns, Season**

- 1 6 Times (Last: 2002)

Most Touchdowns, Kickoff Returns, Game

- 1 at St. Louis 11/13/83
vs. Kansas City 10/8/89
at San Diego 10/30/94
vs. Washington 9/20/98
vs. Buffalo 12/23/00
at St. Louis 10/20/02

FUMBLES**Most Fumbles, Season**

- 43 1989
- 41 1981
- 38 1980

Fewest Fumbles, Season

- 21 1982 (9 games)
- 23 2002
- 24 1984, 1995, 1996, 2001

Most Fumbles, Game

- 8 vs. Houston 11/20/77
vs. Kansas City 11/5/89
at Arizona 10/29/95 (OT)

FUMBLES LOST**Most Fumbles Lost, Season**

- 23 1981
- 20 1983
- 19 1978, 1994

Fewest Fumbles Lost, Season

- 9 1995, 2001
- 11 1982 (9 games)
1997

Most Fumbles Lost, Game

- 5 vs. Green Bay 10/15/78
vs. Denver 12/13/81
- 4 5 Times (Last: vs. Oakland 11/1/98)

FUMBLES RECOVERED**Most Fumbles Rec., Season, Own and Opponents**

- 44 1983 (16 own, 28 opp)
- 42 1989 (29 own, 13 opp)
- 41 1981 (14 own, 27 opp)

Fewest Fumbles Rec., Season, Own & Opponents

- 19 1982 (10 own, 9 opp) (9 games)
- 20 1995 (11 own, 9 opp)
- 21 1977 (10 own, 11 opp)
1986 (7 own, 14 opp)

Most Fumbles Rec., Game, Own & Opponents

- 8 vs. Cleveland 12/20/81 (1 own, 7 opp)
- 7 vs. Chicago 12/20/87 (4 own, 3 opp)
vs. San Diego 11/25/90 (4 own, 3 opp)

Most Own Fumbles Recovered, Season

- 29 1989
- 22 1980
- 18 1992

Fewest Own Fumbles Recovered, Season

- 7 1986
- 8 1984
- 9 1976
1991

Most Opponents Fumbles Recovered, Season

- 28 1982
- 27 1981
- 25 1984

Fewest Opponents Fumbles Recovered, Season

- 9 1982 (9 games)
- 1995
- 11 4 Times (Last: 2002)

Most Opponents Fumbles Recovered, Game

- 7 vs. Cleveland 12/20/81
- 6 at Oakland 12/22/96
- 5 vs. L.A. Raiders 10/16/83
- vs. Cleveland 11/14/93

TOUCHDOWNS**Most TDs, Opponent Fumbles Recovered, Season**

- 3 1997
- 2 7 Times (Last: 2002)

Most TDs, Fumbles Recovered, Game, Own and Opponents

- 2 2 Times (Last: at New York Giants 12/23/01 [Seattle-1, NY-1])
- 1 21 Times (Last: at Atlanta 12/15/02 [opp])

TURNOVERS

(Number of times losing the ball on interceptions and fumbles)

Most Turnovers, Season

- 48 1976 (30 ints, 18 fums)
- 45 1977 (32 ints, 13 fums)
- 43 1991 (26 ints, 17 fums)

Fewest Turnovers, Season

- 21 2001 (12 ints, 9 fums)
- 24 1982 (13 ints, 11 fums) (9 games)
- 27 1986 (14 ints, 13 fums)

Most Turnovers, Game

- 8 vs. Detroit 10/24/76 (6 ints, 2 fums)
- vs. Denver 11/20/83 (4 ints, 4 fums)
- 7 3 Times (Last: at Arizona 10/29/95 [OT] [4 ints, 3 fums])

Most Turnovers, Both Teams, Game

- 14 Seattle (4) vs. Cleveland (10) 12/20/81
- 11 Seattle (7) vs. Kansas City (4) 9/29/85
- Seattle (8) at Arizona (3) 10/29/95 (OT)

Fewest Turnovers, Both Teams, Game

- 0 Seattle (0) vs. L.A. Raiders (0) 12/18/94
- Seattle (0) at San Diego (0) 10/25/98
- Seattle (0) at Kansas City (0) 11/25/01
- 1 20 Times (Last: Seattle [0] vs. Kansas City [1] 11/24/02)

PENALTIES**Fewest Penalties, Season**

- 59 1982 (9 games)
- 66 2001
- 76 1977

Most Penalties, Season

- 128 1984
- 117 1998
- 114 1994

Fewest Penalties, Game

- 0 vs. Pittsburgh 12/6/87
- vs. Dallas 12/16/01
- 1 vs. St. Louis 9/12/76
- vs. L.A. Raiders 12/18/88
- vs. St. Louis 9/10/00
- at Cleveland 9/9/01
- at Washington 11/4/01

Most Penalties, Game

- 17 vs. Green Bay 10/21/84
- 15 vs. Tampa Bay 10/17/76
- vs. San Diego 10/9/83

Fewest Penalties, Both Teams, Game

- 5 Seattle (3) vs. Detroit (2) 12/2/84
- Seattle (5) vs. New Orleans (0) 11/10/85
- Seattle (3) vs. Kansas City (2) 12/1/91
- Seattle (1) vs. St. Louis (4) 9/10/00
- Seattle (1) at Cleveland (4) 9/9/01

Most Penalties, Both Teams, Game

- 35 Seattle (15) vs. Tampa Bay (20) 10/17/76
- 30 Seattle (13) vs. Kansas City (17) 11/8/98
- 28 Seattle (17) vs. Green Bay (11) 10/21/84

YARDS PENALIZED**Fewest Yards Penalized, Season**

- 523 1982 (9 games)
- 579 2001
- 666 1977

Most Yards Penalized, Season

- 1,179 1984
- 918 1992
- 914 1998

Fewest Yards Penalized, Game

- 0 vs. Pittsburgh 12/6/87
- vs. Dallas 12/16/01
- 5 at Cleveland 9/9/01
- 10 5 Times (Last: at NY Giants 12/23/01)

Most Yards Penalized, Game

- 145 vs. Denver 12/8/79
- 141 at Oakland 11/15/98
- 134 vs. Denver 9/7/97

Fewest Yards Penalized, Both Teams, Game

- 26 Seattle (10) vs. St. Louis (16) 9/10/00
- 27 Seattle (20) vs. Kansas City (7) 12/1/91
- 30 Seattle (20) vs. Detroit (10) 12/2/84

Most Yards Penalized, Both Teams, Game

- 310 Seattle (120) vs. Tampa Bay (190) 10/17/76
- 273 Seattle (145) vs. Denver (128) 12/8/79
- 248 Seattle (96) vs. Kansas City (152) 11/8/98
- 236 Seattle (45) vs. Philadelphia (191) 2/13/92(OT)

TIME OF POSSESSION**Highest Average Time of Possession, Season**

- 30:47 1990
- 30:47 1997
- 30:46 1984

Lowest Average Time of Possession, Season

- 27:05 1998
- 27:31 2000
- 27:48 1999

Highest Time of Possession, Game

- 41:35 vs. San Diego 11/22/87
- 40:21 vs. Denver 10/22/89 (OT)
- 39:55 vs. Pittsburgh 10/20/91

Lowest Time of Possession, Game

- 14:28 vs. L.A. Rams 11/4/79
- 17:10 vs. San Francisco 9/25/88
- 17:58 vs. New England 12/19/82

DEFENSIVE RECORDS

SCORING

Fewest Points Allowed, Season

147 1982 (9 games)
261 1991
282 1984

Most Points Allowed, Season

429 1976
408 1980
405 2000

Fewest Points Allowed, Game

0 9 Times (Last: at Philadelphia 9/6/98)

Most Points Allowed, Game

51 vs. New Orleans 11/21/76
vs. Dallas 11/27/80
48 vs. Kansas City 11/27/83 (OT)

Fewest Touchdowns Allowed, Season

18 1982 (9 games)
25 1991
32 1990, 1992, 1993

Most Touchdowns Allowed, Season

53 1976
48 1983
47 1980

Fewest Touchdowns Allowed, Game

0 33 Times (Last: at NY Giants 9/22/02)

Most Touchdowns Allowed, Game

7 vs. Dallas 11/27/80
vs. Kansas City 11/27/83
6 5 Times (Last: vs. Buffalo 12/23/00)

FIRST DOWNS

Fewest First Downs Allowed, Season

167 1982 (9 games)
247 1992
263 1991

Most First Downs Allowed, Season

371 1981
356 2002
351 1983

Fewest First Downs Allowed, Game

6 vs. San Diego 11/22/87
8 at N.Y. Jets 11/13/77
9 vs. Pittsburgh 9/7/86
vs. Indianapolis 9/29/91

Most First Downs Allowed, Game

32 at San Diego 9/15/85
vs. Kansas City 11/24/02
31 at Chicago 12/20/87
at Denver 12/1/96
at NY Jets 12/6/98

Fewest First Downs Allowed, Rushing, Season

86 1982 (9 games)
1990
90 1985
91 2001

Most First Downs Allowed, Rushing, Season

175 1981
166 1976
153 1978

Fewest First Downs Allowed, Rushing, Game

0 at Green Bay 12/9/90
1 7 Times (Last: at San Diego 12/30/01)

Most First Downs Allowed, Rushing, Game

19 vs. New Orleans 11/21/76
18 3 Times (Last: at Kansas City 11/22/81)

Fewest First Downs Allowed, Passing, Season

68 1982 (9 games)
125 1977
129 1992

Most First Downs Allowed, Passing, Season

197 1998
195 1983
193 1993

Fewest First Downs Allowed, Passing, Game

2 4 Times (Last: at Indianapolis 9/14/97)

Most First Downs Allowed, Passing, Game

27 at San Diego 9/15/85
21 at NY Jets 12/6/98
20 5 Times (Last: at San Diego 12/30/01)

Fewest First Downs Allowed, Penalty, Season

12 1991
13 1982 (9 games)
16 1987, 1988, 1989

Most First Downs Allowed, Penalty, Season

33 1979
30 1996
29 1984, 1998

Most First Downs Allowed, Penalty, Game

7 at Kansas City 10/17/96
5 4 Times (Last: at NY Jets 12/6/98)

OFFENSIVE PLAYS

Fewest Opponents Plays Allowed, Season

600 1982 (9 games)
950 1990
954 1987

Most Opponents Plays Allowed, Season

1137 1998
1126 1981
1085 1993

Fewest Opponents Plays Allowed, Game

39 vs. San Diego 11/22/87
41 vs. Pittsburgh 10/20/91
43 vs. L.A. Raiders 9/16/90

Most Opponents Plays Allowed, Game

95 vs. L.A. Rams 11/4/79
vs. Philadelphia 12/13/92 (OT)
89 vs. Minnesota 9/29/02
88 vs. Denver 10/29/78 (OT)

Fewest Opponents Plays Allowed, Rushing, Season

337 1982 (9 games)
413 1990
427 2001

Most Opponents Plays Allowed, Rushing, Season

614 1976
596 1977
588 1981

Fewest Opponents Plays Allowed, Rushing, Game

- 10 vs. Green Bay 12/9/90
 12 vs. San Diego 11/22/87
 vs. Minnesota 11/10/96

Most Opponents Plays Allowed, Rushing, Game

- 63 vs. L.A. Rams 11/4/79
 61 vs. Cincinnati 10/11/87
 60 2 Times (Last: vs. Pittsburgh 10/23/83)

Fewest Opponents Plays Allowed, Passing, Season

- 253 1982 (9 games)
 367 1977
 394 1976

Most Opponents Plays Allowed, Passing, Season

- 650 1998
 633 1993
 582 1986, 1995

Fewest Opponents Attempts Allowed, Passing, Game

- 9 at N.Y. Giants 10/25/92
 10 vs. New England 12/4/88
 11 vs. Cincinnati 10/11/87

Most Opponents Attempts Allowed, Passing, Game

- 63 at NY Jets 12/6/98
 59 vs. Kansas City 9/11/88
 55 vs. Kansas City 11/4/84
 at Houston 11/7/93

NET YARDS ALLOWED RUSHING & PASSING

Fewest Yards Allowed, Season

- 2794 1982 (9 games)
 4583 1992
 4606 1990

Most Yards Allowed, Season

- 6391 2000
 6029 1983
 5940 1981

Fewest Yards Allowed, Game

- 118 at Indianapolis 9/14/97
 120 vs. Cleveland 9/3/84
 124 vs. N.Y. Jets 11/13/77

Most Net Yards Allowed, Game

- 580 vs. San Francisco 9/25/88
 579 vs. Buffalo 12/23/00
 557 vs. San Diego 9/15/85

RUSHING

Fewest Yards Allowed, Rushing, Season

- 1461 1982 (9 games)
 1606 1990
 1660 1993

Most Yards Allowed Rushing, Season

- 2881 1976
 2806 1981
 2517 1978

Fewest Yards Allowed, Rushing, Game

- 13 vs. Green Bay 12/9/90
 15 vs. Minnesota 11/10/96
 17 vs. San Diego 11/22/87
 vs. St. Louis 12/22/02

Most Yards Allowed, Rushing, Game

- 356 vs. L.A. Raiders 11/30/87
 303 vs. L.A. Rams 11/4/79
 301 vs. Denver 11/26/00

Fewest Touchdowns Allowed, Rushing, Season

- 4 1991
 7 1990
 9 2001

Most Touchdowns Allowed, Rushing, Season

- 23 1979
 21 1977
 20 1976, 1978, 1981, 2000

Most Touchdowns Allowed, Rushing, Game

- 4 3 Times (Last: vs. Dallas 11/27/80)

PASSING

Fewest Net Yards Allowed, Passing, Season

- 1333 1982 (9 games)
 2333 1977
 2524 1976

Most Net Yards Allowed, Passing, Season

- 3972 1998
 3937 2000
 3831 1983

Fewest Net Yards Allowed, Passing, Game

- 12 at Philadelphia 12/6/98
 15 vs. Kansas City 9/30/79
 23 at Indianapolis 9/21/97
 25 vs. N.Y. Jets 11/13/77

Most Net Yards Allowed, Passing, Game

- 494 vs. San Diego 9/15/85
 427 vs. NY Jets 11/2/86
 418 at NY Jets 12/6/98

Fewest Touchdowns Allowed, Passing, Season

- 4 1982 (9 games)
 11 1992
 15 1994

Most Touchdowns Allowed, Passing, Season

- 33 1983
 28 1980
 27 1976

Most Touchdowns Allowed, Passing, Game

- 5 vs. San Diego 9/15/85
 vs. San Francisco 9/25/88
 4 10 Times (Last: vs. Denver 11/26/89)

SACKS

Most Sacks, Season

- 61 1985
 55 1984
 53 1998

Fewest Sacks, Season

- 17 1982 (9 games)
 18 1977
 25 1978

Most Sacks, Game

- 11 vs. L.A. Raiders 12/8/86
 10 vs. Philadelphia 12/13/92 (OT)
 9 vs. Philadelphia 11/23/86
 vs. Buffalo 12/8/96
 at Philadelphia 9/6/98

Most Opp. Yards Lost Attempting to Pass, Season

464 1985
398 1984
351 1983

Most Opp. Yards Lost Att. to Pass, Season

131 1977
135 1982 (9 games)
152 2000

Most Opp. Yards Lost Attempting to Pass, Game

89 vs. Philadelphia 12/13/92 (OT)
68 vs. L.A. Raiders 12/8/86
65 vs. L.A. Raiders 10/16/83

INTERCEPTIONS**Most Seasons Leading League**

1 1984
1999

Most Passes Intercepted By, Season

38 1984
30 1999
26 1983

Fewest Passes Intercepted By, Season

9 1989
12 1990
13 1982 (9 games)
1997

Most Passes Intercepted By, Game

7 vs. San Diego 12/13/98
6 vs. Kansas City 11/4/84
5 vs. Houston 10/5/80
at Pittsburgh 12/6/92
at Pittsburgh 9/26/99

Most Consecutive Games, One or More Interceptions By

17 1983-84
11 1993
9 2002-

Most Yards, Returning Interceptions, Season

697 1984 (3rd in NFL history)
455 1998
397 1981

Fewest Yards Returning Interceptions, Season

57 1989
95 1980
127 1995

Most Yards Returning Interceptions, Game

325 vs. Kansas City 11/4/84 (NFL record)
146 vs. Cincinnati 9/25/77
125 vs. Cleveland 12/20/81

Most TDs Returning Interceptions, Season

8 1998 (2nd in NFL history)
7 1984 (3rd in NFL history)
3 1981, 1985

Most Touchdowns Returning Interceptions, Game

4 vs. Kansas City 11/4/84 (NFL record)
2 vs. Chicago 9/23/83
vs. Arizona 9/13/98
1 36 Times (Last: vs. Dallas 12/16/01)

Most TDs Returning Interceptions, Both Teams, Game

4 Seattle (4) vs. K.C. (0) 11/4/84 (NFL record)
2 7 Times
(Last: Seattle [2] vs. Arizona [0] 9/13/98)

PUNTING**Fewest Opponent Punts, Season**

50 1982 (9 games)
54 1977
55 1981

Most Opponent Punts, Season

97 1985
96 1992
83 1984

Fewest Opponent Punts, Game

0 at Oakland 12/16/79
1 18 Times (Last: vs Buffalo 12/23/00)

Most Opponent Punts, Game

11 at Denver 10/25/85 (OT)
vs. Denver 11/30/92 (OT)
10 2 Times (Last: vs. Philadelphia 12/13/92 OT)

AVERAGE YARDAGE**Highest Opponent Average, Punting, Season**

45.00 1995 (83-3735)
43.55 1998 (78-3,397)
42.49 1981 (55-2337)

Lowest Opponent Average, Punting, Season

35.00 1976 (65-2275)
35.96 1977 (54-1942)
37.91 1979 (69-2616)

Highest Opponent Average, Punting, Game (Min. 3)

56.6 at Denver 11/25/84 (5-283)
56.0 at Pittsburgh 9/26/99 (5-280)
53.0 vs. Pittsburgh 11/8/81 (3-156)

Lowest Opponent Average, Punting, Game (Min. 3)

17.0 vs. Buffalo 10/14/84 (4-69)
24.0 vs. San Diego 9/4/78 (4-72)
vs. Philadelphia 11/2/80 (3-72)

HAD BLOCKED**Most Opponent Punts Blocked, Season**

4 1984, 1986
2 1976, 1977, 1980, 1985

Most Opponent Punts Blocked, Game

2 vs. Buffalo 10/14/84
at New England 9/21/86
1 17 Times (Last: vs. Denver 10/14/01)

Most Consecutive Opponent Punts Without A Block

512 1994-2000
258 1987-91
228 1991-94

INSIDE THE 20**Most Opponent Punts Inside the Opponents' 20, Season**

25 1994, 2001
24 1995
23 1992, 1996, 1998, 1999

Fewest Opponent Punts Inside the Opponents' 20, Season

10 1976
1982 (9 games)
11 1977

Most Opponent Punts Inside the Opponents' 20, Game
4 9 Times (Last: at San Diego 12/29/02 [OT])

PUNT RETURNS

Fewest Opponents Punt Returns, Season

17 2002
19 1982 (9 games)
29 1990

Most Opponents Punt Returns, Season

56 1976
1992
52 1996

Fewest Yards Allowed, Punt Returns, Season

69 1982 (9 games)
151 2000
153 1981

Most Yards Allowed, Punt Returns, Season

640 1996
549 1995
534 1976

Fewest Yards Allowed, Punt Returns, Game

-12 vs. L.A. Rams 10/23/88
-4 vs. Denver 11/30/92 (OT)
-3 vs. Chicago 12/12/82

Most Yards Allowed, Punt Returns, Game

184 at Baltimore 12/7/97
110 at L.A. Raiders 12/12/93
110 at Denver 12/5/99

Most Seasons Leading League, Lowest Average Allowed, Punt Returns

1 1981
1983
1988

Lowest Average Allowed, Punt Returns, Season

3.63 1982 (19-69) (9 games)
4.64 1981 (33-153) (Led NFL)
4.72 2000 (32-151) (Led AFC)

Highest Average Allowed, Punt Returns, Season

12.31 1996 (52-640)
12.18 1997 (38-463)
11.88 2002 (17-202)

Longest Return Allowed, Game

95 vs. N.Y. Jets 11/9/87 (TD)
89 at Baltimore 12/7/97 (TD)
at San Francisco 12/1/02 (TD)
86 vs. Kansas City 11/22/92 (TD)
vs. Denver 10/14/01 (TD)

Most Touchdowns Allowed, Punt Returns, Season

2 1990
1997
1 9 Times (Last: 2002)

Most Touchdowns Allowed, Punt Return, Game

2 at Baltimore 12/7/97
1 11 Times (Last: at San Francisco 12/1/02)

KICKOFF RETURNS

Fewest Opponent Kickoff Returns, Season

24 1982 (9 games)
36 1992
44 1989

Most Opponent Kickoff Returns, Season

81 1999
77 1997
73 2002

Fewest Opponent Kickoff Returns, Game

0 7 Times (Last: vs. Denver 11/28/93)

Most Opponent Kickoff Returns, Game

10 vs. Kansas City 9/20/87
9 4 Times (Last: vs. Minnesota 9/29/02)

Fewest Yards Allowed, Kickoff Returns, Season

361 1982 (9 games)
685 1992
814 1989

Most Yards Allowed, Kickoff Returns, Season

1779 1997
1669 1995
1642 1996

Fewest Yards Allowed, Kickoff Returns, Game

0 6 Times (Last: at Denver 11/28/93)

Most Yards Allowed, Kickoff Returns, Game

230 vs. Kansas City 9/20/87
223 vs. Oakland 10/26/97
220 vs. Oakland 11/11/01

Most Seasons Leading League, Lowest Average Allowed, Kickoff Returns

1982, 1983

Lowest Average Allowed, Kickoff Returns, Season

15.04 1982 (24-36) (Led NFL) (9 games)
16.14 1983 (59-952) (Led NFL)
16.66 1984 (67-1,116)

Highest Avg. Allowed, Kickoff Returns, Season

24.80 1977 (50-1,240)
23.84 1995 (70-1,669)
23.10 1997 (77-1,779)

Longest Return Allowed, Game

99 vs. Kansas City 9/3/95
95 vs. Green Bay 11/15/78 (TD)
vs. L.A. Raiders 11/28/88
at Detroit 10/19/93 (TD)
vs. Arizona 9/15/02 (TD)

Most TDs Allowed, Kickoff Returns, Season

2 1995, 2002
1 1978, 1987, 1993, 1997, 2001

Most TDs Allowed, Kickoff Returns, Game

1 9 Times (Last: at Atlanta 12/15/02)

FUMBLES

Fewest Opponent Fumbles, Season

17 1995
18 1982 (9 games)
20 1977

Most Opponent Fumbles, Season

47 1984
44 1983
43 1981

Most Opponent Fumbles, Game

9 vs. Cleveland 12/20/81
at Oakland 12/22/96
7 3 Times (Last: vs. Cincinnati 10/11/87)

TAKEAWAYS

(Number of times taking ball from opponent on interceptions and fumbles)

Most Seasons Leading League in Most Takeaways

1 1984

Fewest Opponent Turnovers, Season

- 22 1982 (13 ints, 9 fums) (9 games)
- 1989 (9 ints, 13 fums)
- 25 1995 (16 ints, 9 fums)

Most Opponent Turnovers, Season

- 63 1984 (38 ints, 25 fums) (2nd in NFL history)
- 54 1983 (26 ints, 28 fums)
- 48 1981 (21 ints, 27 fums)

Most Opponent Turnovers, Game

- 10 vs. Cleveland 12/20/81 (3 ints, 7 fums)
- 8 3 Times (Last: vs. San Diego 12/13/98
(7 int, 2 fumbles))

Highest Average Time of Possession Allowed, Season

- 32:55 1998
- 32:29 2000
- 32:12 1999

Least Time of Possession Allowed, Game

- 18:25 vs. San Diego 11/22/87
- 20:05 vs. Pittsburgh 10/20/91
- 20:56 vs. San Diego 9/18/83


Most Time of Possession Allowed, Game

- 46:47 vs. Philadelphia 12/13/92 (OT)
- 45:32 vs. L.A. Rams 11/4/79
- 42:50 vs. San Francisco 9/25/88

TIME OF POSSESSION

Lowest Average Time of Possession Allowed, Season

- 29:13 1990
- 1997
- 29:14 1984

**Kenny Easley (1981-87)**

OPPONENT RECORDS

SCORING

POINTS

Most Points, Game

- 24 Terrell Middleton, Green Bay, at Milwaukee 10/15/78 (4 TDs)
- Roy Green, at St. Louis 11/13/83 (4 TDs)
- 20 Joe Danelo, N.Y. Giants 10/18/81 (6 FGs, 2 PATs)

TOUCHDOWNS

Most Touchdowns, Game

- 4 Terrell Middleton, Green Bay, at Milwaukee 10/15/78 (4-R)
- Roy Green, at St. Louis 11/13/83 (4-P)
- 3 Eric Dickerson, L.A. Rams 9/23/85 (3-R)
- Bo Jackson, L.A. Raiders 11/30/87 (2-R, 1-P)
- Marcus Allen, Kansas City 12/5/93 (3-R)
- Antowain Smith, Buffalo 12/23/00 (3-R)
- Marshall Faulk, St. Louis 10/20/02 (3-R)
- Priest Holmes, Kansas City 11/24/02 (2-R, 1-P)
- Garrison Hearst, San Francisco 12/1/02 (3-R)


POINTS AFTER TOUCHDOWN

Most Points After Touchdown Attempted, Game

- 7 Rafael Septien, at Dallas 11/27/80
- 6 6 Times (Last: Steve Christie, vs. Buffalo 12/23/00)

Most Points After Touchdown, Game

- 7 Rafael Septien, at Dallas 11/27/80 (7 attempts)
- 6 5 Times (Last: Steve Christie, vs. Buffalo 12/23/00 [6 attempts])



Brian Bosworth, 1987-89

Most Points After Touchdown, No Misses, Game

- 7 Rafael Septien, at Dallas 11/27/80
- 6 5 Times (Last: Steve Christie vs. Buffalo 12/23/00)

FIELD GOALS

Most Field Goals Attempted, Game

- 6 Joe Danelo, N.Y. Giants 10/18/81
- John Carney, at San Diego 9/5/93
- Doug Pelfrey, Cincinnati 11/6/94 (OT)

Most Field Goals, Game

- 6 Joe Danelo, N.Y. Giants 10/18/81
- John Carney, at San Diego 9/5/93
- Doug Pelfrey, Cincinnati 11/6/94 (OT)

Most Field Goals, One Quarter

- 3 Rich Karlis, at Denver 11/20/83 (4th)
- Al Del Greco, at Houston 11/7/93 (2nd)

Longest Field Goal

- 57 Nick Lowery, at Kansas City 9/14/80
- Steve Cox, at Washington 9/28/86
- 55 Fred Steinfort, Denver 12/21/80

Longest Field Goal Attempted

- 66 Jason Elam, at Denver 12/10/95
- 64 Jason Elam, at Denver 12/5/99
- 61 Ali Haji-Sheikh, at N.Y. Giants 12/11/83

Most Field Goals, No Misses, Game

- 6 Joe Danelo, N.Y. Giants 10/18/81
- John Carney, at San Diego 9/5/93
- Doug Pelfrey, Cincinnati 11/6/94 (OT)

Most Field Goals, 50 or More Yards, Game

- 2 By 5 Players (Last: John Carney, at San Diego 9/1/96)

SAFETIES

Most Safeties, Game

- 1 25 Times (Last: Team, vs. Detroit 9/12/99)

RUSHING

ATTEMPTS

Most Attempts, Game

- 39 Earl Campbell, at Houston 10/11/81
- 38 Edgerrin James, Indianapolis 10/15/00
- 37 Christian Okoye, at Kansas City 11/5/89

YARDS GAINED

Most Yards Gained, Game

- 221 Bo Jackson, L.A. Raiders 11/30/87
- 219 Edgerrin James, Indianapolis 10/15/00
- 208 Terrell Davis, Denver 10/8/98

Most Games, 2 or More Players with 100 or More Yards Rushing

- 1 Jim Otis (140) and Terry Metcalf (113), St. Louis 9/12/76
- Tom Sullivan (121) and Mike Hogan (104), at Philadelphia 12/12/76

Longest Run From Scrimmage

- 91 Bo Jackson, L.A. Raiders 11/30/87 (TD)
- 84 Ted McKnight, Kansas City 9/30/79 (TD)
- 80 Tyrone Wheatley, at Oakland 10/22/00(TD)
- Mike Anderson, Denver 11/26/00 (TD)

AVERAGE GAIN

Highest Average Gain, Game (10 or More Attempts)

- 12.28 Bo Jackson, L.A. Raiders 11/30/87 (18-221)
- 12.25 Ted McKnight, Kansas City 9/30/79 (12-147)
- 11.00 Tony Reed, at Kansas City 12/17/78 (11-121)

TOUCHDOWNS

Most Touchdowns, Game

- 4 Terrell Middleton, Green Bay, at Milwaukee 10/15/78
- 3 Eric Dickerson, L.A. Rams 9/23/85
 Marcus Allen, Kansas City 12/5/93
 Antowain Smith, Buffalo 12/23/00
 Marshall Faulk, at St. Louis 10/20/02
 Garrison Hearst, at San Francisco 12/1/02

PASSING

ATTEMPTS

Most Passes Attempted, Game

- 63 Vinny Testaverde, at NY Jets 12/6/98
- 55 Warren Moon, at Houston 11/7/93
- 53 Steve Beuerlein, Phoenix 12/19/93 (OT)
 Doug Flutie, at San Diego 12/30/01
 Daunte Culpepper, vs. Minnesota 9/29/02

COMPLETIONS

Most Passes Completed, Game

- 42 Vinny Testaverde, at NY Jets 12/6/98
- 36 Warren Moon, at Houston 11/7/93
- 35 Kurt Warner, St. Louis 9/10/00

COMPLETION PERCENTAGE

Highest Completion %, Game (Min. 20 Attempts)

- 83.87 Fran Tarkenton, at Minnesota 11/14/76 (31-26)
- 81.25 Ken O'Brien, N.Y. Jets 11/2/86 (32-26)
- 80.10 Pat Haden, L.A. Rams 11/4/79 (21-17)

YARDS GAINED

Most Yards Gained, Game

- 440 Dan Fouts, at San Diego 9/15/85
- 432 John Elway, Denver 12/20/85
- 431 By 2 Players (Last: Steve Beuerlein, Phoenix 12/19/93 [OT])

Longest Pass Completion

- 99 Stan Humphries, to Tony Martin, San Diego 9/18/94 (TD) (ties NFL record)
- 92 Marc Wilson, to Marcus Allen, at L.A. Raiders 10/7/84
 Eric Zeier, to Derrick Alexander, at Baltimore 12/7/97

AVERAGE GAIN

Highest Average Gain, Game (20 Attempts)

- 16.26 Marc Wilson, at L.A. Raiders 10/7/84 (19-309)
- 14.64 Doug Flutie, Buffalo 12/23/00 (25-366)
- 13.47 Ken O'Brien, N.Y. Jets 11/2/86 (32-431)

TOUCHDOWNS

Most Touchdown Passes, Game

- 5 Neil O'Donnell, N.Y. Jets 8/31/97
- 4 9 Times (Last: John Elway, at Denver 12/27/98)

HAD INTERCEPTED

Most Passes Had Intercepted, Game

- 5 Ken Stabler, at Houston 10/5/80
 Craig Whelihan, San Diego 12/13/98
- 4 10 Times (Last: Sean Salisbury, San Diego 10/27/96)

Most Attempts, No Interceptions, Game

- 47 Kerry Collins, at NY Giants 12/23/01
- 45 Tony Eason, at New England 9/21/86
- 43 John Elway, at Denver 10/20/85 (OT)

RECEIVING

Most Pass Receptions, Game

- 13 Wes Chandler, at San Diego 9/15/85
 Tony Martin, at San Diego 9/10/95
- 12 Gary Clark, Phoenix 12/19/93 (OT)

YARDS GAINED

Most Yards Gained, Game

- 243 Wes Chandler, at San Diego 9/15/85
- 195 Al Toon, N.Y. Jets 11/2/86
- 173 Marcus Allen, at L.A. Raiders 10/7/84

Longest Pass Reception

- 99 Tony Martin, from Stan Humphries, San Diego 9/18/94 (TD) (ties NFL record)
- 92 Marcus Allen, from Marc Wilson, at L.A. Raiders 10/7/84
 Derrick Alexander, from Eric Zeier, at Baltimore 12/7/97

Most Games, 2 or More Players with 100 or More Yards Receiving

- 9 Times (Last: Amani Toomer (124) and Ike Hilliard (105), at NY Giants 12/23/01)

AVERAGE PER RECEPTION

Highest Average Per Reception, Game (5 Receptions)

- 34.60 Marcus Allen, at L.A. Raiders 10/7/84 (4-173) (pro-rated)
- 32.40 James Lofton, Green Bay, at Milwaukee 10/21/84 (5-162)
- 30.60 Derrick Alexander, Kansas City 10/02/00 (5-153)

TOUCHDOWNS


Most Touchdowns, Game

- 4 Roy Green, at St. Louis 11/13/83
- 3 4 Times (Last: Roy Green, Phoenix 9/17/89)

INTERCEPTIONS

Most Interceptions By, Game

- 4 Deron Cherry, at Kansas City 9/29/85 (ties NFL record)
- 3 Tony Greene, Buffalo 10/30/77
 Steve Wilson, at Denver 11/20/83



Dan Doornink, 1979-85

YARDS RETURNED

Most Yards Returned, Game

- 115 Fred Marion, New England 11/17/85
- 102 Gary Barbaro, at Kansas City 12/11/77
- 93 Levi Johnson, Detroit 10/24/76

Longest Return

- 102 Gary Barbaro, at Kansas City 12/11/77
(T3rd in NFL history)
- 83 Fred Marion, New England 11/17/85
- 82 Carlton Williamson, at San Francisco 11/25/85

TOUCHDOWNS

Most Touchdowns, Game

- 2 36 Times (Last: Deltha O'Neal, vs. Denver 11/17/02)

PUNTING

Most Punts, Game

- 11 Chris Norman, at Denver 10/20/85 (OT)
- Ruben Rodriguez, Denver 11/30/92 (OT)
- 10 Jeff Gossett, L.A. Raiders 10/18/92
- Jeff Feagles, Philadelphia 12/13/92 (OT)

Longest Punt

- 69 Shane Lechler, at Oakland 10/22/00
- 68 Josh Miller, at Pittsburgh 9/26/99
- 67 David Lee, Baltimore 11/12/78
- Brian Hansen, at New England 10/7/90

AVERAGE YARDAGE

Highest Average Punting, Game (Minimum 4 Punts)

- 56.00 Josh Miller, Pittsburgh 9/26/99 (5-280)
- 52.40 Sean Landeta, Philadelphia 9/23/01 (5-262)
- 52.25 Lee Johnson, Cincinnati 11/6/94 (4-209)(OT)

INSIDE THE 20

Most Punts Inside the 20, Game

- 4 10 Times (Last: Rodney Williams at NY Giants 12/23/01)



Travis McNeal, 1989-91

TOUCHBACKS

Most Touchbacks, Game

- 3 George Roberts, at Miami 9/9/79
- Max Runager, at San Francisco 11/25/85
- 2 18 Times (Last: Mitch Berger at St. Louis 10/20/02)

HAD BLOCKED

Most Punts Had Blocked, Game

- 2 John Kidd, Buffalo 10/14/84
- Rich Camarillo, at New England 9/21/86
- 1 16 Times (Last: Tom Rouen, Denver 10/14/01)

PUNT RETURNS

Most Punt Returns, Game

- 8 Vai Sikahema, Philadelphia 12/13/92 (OT)
- 7 Rolland Lawrence, Atlanta 11/7/76
- Pete Shaw, at N.Y. Giants 12/11/83
- Brian Mitchell, Philadelphia 9/23/01

FAIR CATCHES

Most Fair Catches, Game

- 6 Greg Pruitt, at L.A. Raiders 10/7/84
- 5 Greg Pruitt, L.A. Raiders 11/12/84
- Emile Harry, at Kansas City 11/9/86

YARDS GAINED

Most Yards Gained, Game

- 184 Jermaine Lewis, at Baltimore 12/7/97
- 133 Desmond Howard, at Oakland 11/15/98
- 110 Tim Brown, at L.A. Raiders 12/12/93
- Tim Watson, at Denver 12/19/99

Longest Punt Return

- 91 JoJo Townsell, N.Y. Jets 11/9/87 (TD)
- 89 Jermaine Lewis, at Baltimore 12/7/97 (TD)
- Jimmy Williams, at San Francisco 12/1/02 (TD)
- 86 Dale Carter, Kansas City 11/22/92 (TD)
- Deltha O'Neal, Denver 10/14/01 (TD)

AVERAGE YARDAGE

Highest Average, Game (Minimum 3 Returns)

- 36.80 Jermaine Lewis, at Baltimore 12/7/97 (5-184)
- 32.67 David Meggett, at N.Y. Giants 11/19/89(3-98)
- 31.67 JoJo Townsell, at N.Y. Jets 11/9/87 (3-95)

TOUCHDOWNS

- 2 Jermaine Lewis, at Baltimore 12/7/97
- 1 12 Times (Last: Jimmy Williams, San Francisco 12/1/02)

KICKOFF RETURNS

Most Kickoff Returns, Game

- 10 Desmond Howard, Oakland 10/26/97
- 9 Paul Palmer, at Kansas City 9/20/87
- 8 By 2 Player (Last: Andre Coleman, San Diego 10/27/96)

YARDS GAINED

Most Yards Gained, Game

- 223 Desmond Howard, Oakland 10/26/97
- 221 Paul Palmer, at Kansas City 9/20/87
- 206 Andre Coleman, San Diego 10/27/96

Longest Kickoff Return

- 95 Steve Odom, Green Bay, at Milwaukee 10/15/78 (TD)
- Tim Brown, L.A. Raiders 11/28/88
- Mel Gray, at Detroit 10/17/93 (TD)
- MarTay Jenkins, vs. Arizona 9/15/02 (TD)

HIGHEST YARDAGE

- Highest Average, Game (Minimum 3 Returns)
- 48.33 Byron Hanspard, Atlanta 11/30/97 (3-145)
- 44.33 Paul Palmer, at Kansas City 12/27/87 (3-133)
- 40.25 MarTay Jenkins, Arizona 9/15/02 (4-161)

TOUCHDOWNS

- Most Touchdowns, Game
- 1 By 9 Players (Last: Allen Rossum, Atlanta 12/15/02 [91 yards])

COMBINED KICK RETURNS

- Most Combined Kick Returns, Game
- 11 Vai Sikahema, Philadelphia 12/13/92 (OT) (8-P, 3-K)
- Desmond Howard, Oakland 10/26/97 (1-P, 10-K)
- 10 Rolland Lawrence, Atlanta 11/7/76 (7-P, 3-K)
- Glyn Milburn, at Denver 12/10/95 (5-P, 5-K)

YARDS GAINED

- Most Yards Returned, Game
- 228 Glyn Milburn, at Denver 12/10/95 (95-P, 133-K)
- 223 Desmond Howard, Oakland 10/26/97 (223-K)
- 221 Paul Palmer, Kansas City 9/20/87 (221-K)

TOUCHDOWNS

- Most Touchdowns, Game
- 2 Jermaine Lewis, at Baltimore 12/7/97
- 1 16 Times (Last: Chris Watson, at Denver 12/19/99)

COMBINED NET YARDS GAINED

- Yards Gained Via Rushing, Receiving, Interception Return, Punt Return, Kickoff Return, and Fumble Return

ATTEMPTS

- Most Attempts, Game
- 42 Earl Campbell, at Houston 10/11/81
- 39 Barry Foster, at Pittsburgh 12/6/92
- Marshall Faulk, at St. Louis 10/20/02
- 38 Edgerrin James, Indianapolis 10/15/00

YARDS GAINED

- Most Yards Gained, Game
- 404 Glyn Milburn, at Denver 12/10/95 (NFL record)
- 306 Tim Brown, L.A. Raiders 11/28/88
- 290 Lionel James, at San Diego 9/15/85

TACKLES

- Most Tackles, Game
- 19 Randy Gradishar, Denver 10/29/78
- 16 5 Times (Last: Dino Hackett, at K.C. 9/20/87)

SACKS

- Most Sacks, Game
- 7.0 Derrick Thomas, at Kansas City 11/11/90 (NFL record)
- 4.0 By 3 Players (Last: Anthony Smith, L.A. Raiders 9/12/93)

FORCED FUMBLES

- Most Forced Fumbles, Game
- 2 17 Times (Last: Gerald McBurrows at Atlanta 12/15/02)

FUMBLES

- Most Fumbles, Game
- 5 Dave Walter, Cincinnati 10/11/87
- 4 3 Times (Last: Paul McDonald, Cleveland 12/20/81)

- Most Own Fumbles Recovered, Game
- 3 Craig Erickson, at Miami 10/6/96
- 2 12 Times (Last: John Elway, Denver 11/28/93)

- Most Opponents' Fumbles Recovered, Game
- 2 9 Times (Last: Bill Romanowski, Denver 9/8/96)

- Longest Fumble Return
- 86 Derrick Thomas, Kansas City 12/5/93 (TD)
- 75 Ray Bentley, Cincinnati 9/6/92 (TD)
- 46 Lucius Sanford, Buffalo 10/14/84 (TD)

TOUCHDOWNS

- Most Touchdowns, Game (Opponents' Recovered)
- 1 18 Times (Last: 13 yards, Michael Strahan, NY Giants 12/23/01)

- Most Touchdowns, Game (Own Recovered)
- 1 Tim Brown, at L.A. Raiders 12/18/88

BLOCKED KICKS

- Most Blocked Punts, Game
- 1 14 Times (Last: Glen Cadrez, Kansas City 1/6/01)

- Most Blocked Field Goals, Game
- 1 10 Times (Last: Eric Swann, at Arizona 10/29/95)

- Most Blocked PATs, Game
- 1 7 Times (Last: Michael Carter, at San Francisco 11/25/85)

- Most Blocked Kicks (Field Goals and PATs), Game
- 1 18 Times (Rob Holmberg, at Oakland 12/22/96)

- Longest Return of Blocked Punt
- 23 Frank Duncan, San Diego 9/7/80
- 0 6 Times (Last: Jessie Small, Philadelphia 9/10/89)

- Longest Return of Blocked Field Goal
- 58 Dave Waymer, New Orleans 10/16/88 (TD)
- 0 7 Times (Last: Albert Lewis, at Kansas City 1/2/94 [TD])

- Touchdowns with Blocked Kick Recovery
- 1 Dave Waymer, N.O. 10/16/88 (FG, 58 yds)
- Albert Lewis, at Kansas City 1/2/94 (punt, 0 yds)

INDIVIDUAL POSTSEASON RECORDS

SERVICE

Most Games, Career

- 7 Edwin Bailey, 1983-84, 1987-88
- Jeff Bryant, 1983-84, 1987-88
- Greg Gaines, 1983-84, 1987-88
- Jacob Green, 1983-84, 1987-88
- Norm Johnson, 1983-84, 1987-88
- Dave Krieg, 1983-84, 1987-88
- Steve Largent, 1983-84, 1987-88
- Paul Moyer, 1983-84, 1988
- Joe Nash, 1983-84, 1987-88
- Bruce Scholtz, 1983-84, 1987-88
- Mike Tice, 1983-84, 1987-88

6 5 players

Most Starts, Career

- 7 Edwin Bailey, 1983-84, 1987-88
- Jeff Bryant, 1983-84, 1987-88
- Jacob Green, 1983-84, 1987-88
- Dave Krieg, 1983-84, 1987-88
- Steve Largent, 1983-84, 1987-88
- Joe Nash, 1983-84, 1987-88
- Bruce Scholtz, 1983-84, 1987-88

6 3 players

SCORING

POINTS

Most Points, Career

- 38 Norm Johnson, 1983-84, 1987-88
(8 FG, 14 PAT) 7 games
- 24 Steve Largent, 1983-84, 1987-88 (4 TD) 7 games
- 12 Curt Warner, 1983, 1988 (2 TD) 4 games

Most Points, Game

- 12 Curt Warner, at Miami 12/31/83 (2 TD)
- Steve Largent, at Houston 1/3/88 (2 TD) (OT)
- 8 2 players
(Last: Norm Johnson, at Houston 1/3/88
[2FG, 2 PAT]) (OT)

TOUCHDOWNS

Most Touchdowns, Career

- 4 Steve Largent, 1983-84, 1987-88 7 games (4-P)
- 2 Curt Warner, 1983, 1988 4 games (2-R)
- 1 11 players

Most Touchdowns, Game

- 2 Curt Warner, at Miami 12/31/83 (2-R)
- Steve Largent, at Houston 1/3/88 (2-P) (OT)
- 1 By 13 players

Most Consecutive Games Scoring Touchdown

- 2 Steve Largent, 1984, 1987
- 1 12 Times (Last: John L. Williams and
Dave Krieg, at Cincinnati 12/31/88)

POINTS AFTER TOUCHDOWN

Most Points After Touchdown, Career

- 14 Norm Johnson, 1983-84, 1987-88, 7 games (15 att)
- 2 Todd Peterson, 1999 1 game (2 att.)

Most Points After Touchdown, Game

- 4 Norm Johnson, vs. Denver 12/24/83 (4 att)
- 3 Norm Johnson, at Miami 12/31/83 (3 att)
- 2 By three times (Last: Todd Peterson, vs.
Miami, 1/9/00)

FIELD GOALS

Most Field Goals Attempted, Career

- 10 Norm Johnson, 1983-84, 1987-88 (7 games)

Most Field Goals Attempted, Game

- 3 Norm Johnson, at Miami 12/31/83 (D)
- 2 3 Times (Last: Norm Johnson, at Houston
1/3/88 [OT])
- 1 Todd Peterson, vs. Miami 1/9/00

Longest Field Goal Attempted

(all successful unless otherwise noted)

- 50 Todd Peterson, vs. Miami 1/9/00
- 48 Norm Johnson, at Miami 12/31/83
(blocked)
- 44 Norm Johnson, vs. L.A. Raiders 12/22/84
- 41 2 Times (Last: Norm Johnson, at Houston 1/3/88)

Most Field Goals, Career

- 8 Norm Johnson, 1983-84, 1987-88 7 games
(10 att)
- 1 Todd Peterson, 1999 1 game (1 att.)

Most Field Goals, Game

- 2 Norm Johnson, at Miami 12/31/83 (3 att)
Norm Johnson, vs. L.A. Raiders 12/22/84 (2 att)
Norm Johnson, at Houston 1/3/88 (2 att)

Most Consecutive Field Goals

- 5 Norm Johnson, 1983-84
- 2 Norm Johnson, 1987-88 (current)

Longest Field Goal

- 50 Todd Peterson, vs. Miami 1/9/00
- 44 Norm Johnson, vs. L.A. Raiders 12/22/84
- 41 Norm Johnson, at Houston 1/3/88 (OT)
- 37 By 2 players (Last: N. Johnson, at Mia 12/31/83)

Highest Field Goal Percentage, Career

- 80.0 Norm Johnson, 1983-84, 1987-88,
7 games (8-10)

SAFETIES

Most Safeties, Career

None

Most Safeties, Game

None

RUSHING

Most Attempts, Career

- 71 Curt Warner, 1983, 1988 4 Games
- 39 Dan Doornink, 1983-84, 5 Games
- 31 David Hughes, 1983-84, 5 Games

Most Attempts, Game

- 29 Curt Warner, at Miami 12/31/83
- Dan Doornink, vs. L.A. Raiders 12/22/84
- 23 Curt Warner, vs. Denver 12/24/83

YARDS GAINED**Most Yards Gained, Career**

- 249 Curt Warner, 1983, 1988 4 Games
- 161 Dan Doornink, 1983-84, 5 Games
- 119 David Hughes, 1983-84, 5 Games

Most Yards Gained, Game

- 126 Dan Doornink, vs. L.A. Raiders 12/22/84
- 113 Curt Warner, at Miami 12/31/83
- 99 Curt Warner, vs. Denver 12/24/83

Most Games, 100 or More Yards Rushing, Career

- 1 Dan Doornink, 1983-84
- Curt Warner, 1983, 1988

Most Consecutive Games, 100 or More Yards Rushing

- 1 Dan Doornink, 1984
- Curt Warner, 1983, 1988

Longest Run From Scrimmage

- 15 Curt Warner, vs. Denver 12/24/83
- 14 Dan Doornink, vs. L.A. Raiders 12/22/84
- 13 Dave Krieg, vs. L.A. Raiders 12/22/84

AVERAGE GAIN**Highest Average Gain, Career (Min. 30 Attempts)**

- 4.13 Dan Doornink, 1983-84, 5 games (39-161)
- 3.84 David Hughes, 1983-84, 5 games (31-119)
- 3.51 Curt Warner, 1983, 1988 4 games (71-249)

Highest Average Gain, Game (Min. 20 attempts)

- 4.34 Dan Doornink, vs. L.A. Raiders 12/22/84 (29-126)
- 4.30 Curt Warner, vs. Denver 12/24/83 (23-99)
- 3.90 Curt Warner, at Miami 12/31/83 (29-113)

TOUCHDOWNS**Most Touchdowns, Career**

- 2 Curt Warner, 1983, 1988 4 games
- 1 David Hughes, 1983-84, 5 games
- Dave Krieg, 1983-84, 1987-88, 7 games

Most Touchdowns, Game

- 2 Curt Warner, at Miami 12/31/83
- 1 David Hughes, vs. Denver 12/24/83
- Dave Krieg, at Cincinnati 12/31/88

Most Consecutive Games Rushing for Touchdowns

- 1 David Hughes, 1983
- Curt Warner, 1983
- Dave Krieg, 1988

PASSING**PASS RATING****Highest Pass Rating, Career (Min. 100 attempts)**

- 76.1 Dave Krieg, 1983-84, 1987-88, 7 games

ATTEMPTS**Most Passes Attempted, Career**

- 183 Dave Krieg, 1983-84, 1987-88, 7 games
- 30 Jon Kitna, 1999 1 game
- 28 Jim Zorn, 1983-84, 5 games
- 1 John L. Williams, 1987-88, 2 games

Most Passes Attempted, Game

- 50 Dave Krieg, at Cincinnati 12/31/88
- 38 Dave Krieg, at Houston 1/3/88 (OT)
- 35 Dave Krieg, at Miami 12/29/84

COMPLETIONS**Most Passes Completed, Career**

- 94 Dave Krieg, 1983-84, 1987-88, 7 games
- 14 Jim Zorn, 1983-84, 5 games
- 14 Jon Kitna, 1999 1 game

Most Passes Completed, Game

- 24 Dave Krieg, at Cincinnati 12/31/88
- 20 Dave Krieg, at Miami 12/29/84
- 16 Dave Krieg, at Houston 1/3/88 (OT)
- 14 Jon Kitna, vs. Miami 1/9/00

COMPLETION PERCENTAGE**Highest Completion %, Career (Min. 100 attempts)**

- 51.37 Dave Krieg, 1983-84, 1987-88, 7 games (183-94)

Highest Completion %, Game (15 Completions)

- 57.1 Dave Krieg, at Miami 12/29/84 (35-20)
- 53.6 Dave Krieg, at Miami 12/31/83 (28-15)
- 48.0 Dave Krieg, at Cincinnati 12/31/88 (50-24)

YARDS GAINED**Most Yards Gained, Career**

- 1,252 Dave Krieg, 1983-84, 1987-88, 7 games
- 162 Jon Kitna, 1999 1 game
- 134 Jim Zorn, 1983-84, 5 games

Most Yards Gained, Game

- 297 Dave Krieg, at Cincinnati 12/31/88
- 237 Dave Krieg, at Houston 1/3/88 (OT)
- 234 Dave Krieg, at Miami 12/29/84

Most games, 300 or More Yards Passing, Career

None

Most Consecutive Games, 300 or More Yards Passing

None

Longest Pass Completion

- 56 Dave Krieg (to Steve Largent) at Miami 12/29/84 (TD)
- 41 Dave Krieg (to Paul Johns) vs. Denver 12/24/83
- 40 Dave Krieg (to Steve Largent) at Miami 12/31/83

AVERAGE GAIN**Highest Average Gain, Career (Min. 100 attempts)**

- 6.84 Dave Krieg, 1983-84, 1987-88, 7 games (183-1,252)

Highest Average Gain, Game (20 Attempts)

- 6.86 Dave Krieg, at Miami 12/31/83 (28-192)
- 6.69 Dave Krieg, at Miami 12/29/84 (35-234)
- 6.24 Dave Krieg, at Houston 1/3/88 (38-237) (OT)

TOUCHDOWNS**Most Touchdown Passes, Career**

- 9 Dave Krieg, 1983-84, 1987-88, 7 games
- 2 Jim Zorn, 1983-84, 5 games

Most Touchdown Passes, Game

- 3 Dave Krieg, vs. Denver 12/24/83
- 2 Jim Zorn, at L.A. Raiders 1/8/84
- Dave Krieg, at Houston 1/3/88 (OT)

Most Consecutive Games, Touchdown Pass

- 4 Dave Krieg, 1984, 1987-88
- 2 Dave Krieg, 1983

HAD INTERCEPTED**Lowest %, Passes Had Intercepted, Career (Min. 100 att)**

- 3.28 Dave Krieg, 1987-88, 7 games (6-183)

Most Attempts Without Interception, Game

- 38 Dave Krieg, at Houston 1/3/88 (OT)
- 35 Dave Krieg, at Miami 12/29/84
- 13 Dave Krieg, vs. Denver 12/24/83

Most Passes Had Intercepted, Career

- 6 Dave Krieg, 1983-84, 1987-88, 7 games
- 2 Jim Zorn, 1983-84, 5 games
- Jon Kitna, 1999 1 game

Most Passes Had Intercepted, Game

- 3 Dave Krieg, at L.A. Raiders 1/8/84
- 2 Jim Zorn, at L.A. Raiders 1/8/84
- Dave Krieg, at Cincinnati 12/31/88
- Jon Kitna, vs. Miami 1/9/00

Most Consecutive Passes Without Interception

- 87 Dave Krieg, 1984, 1987-88

PASS RECEIVING**RECEPTIONS****Most Receptions, Career**

- 23 Steve Largent, 1983-84, 1987-88, 7 games
- 15 Dan Doornink, 1983-84, 5 games
- 13 John L. Williams, 1987-88, 2 games

Most Receptions, Game

- 11 John L. Williams, at Cincinnati 12/31/88
- 7 Steve Largent, at Houston 1/3/88 (OT)
- 6 Dan Doornink, at L.A. Raiders 1/8/84
- Steve Largent, at Miami 12/29/84
- Dan Doornink, at Miami 12/29/84

Most Consecutive Games, Pass Reception

- 4 Dan Doornink, 1983-84
- Curt Warner, 1983, 1988
- 3 By 4 players

YARDS GAINED**Most Yards Gained, Career**

- 434 Steve Largent, 1983-84, 1987-88, 7 games
- 168 Paul Johns, 1983, 3 games
- 142 John L. Williams, 1987-88, 2 games

Most Yards Gained, Game

- 137 John L. Williams, at Cincinnati 12/31/88
- 132 Steve Largent, at Houston 1/3/88 (OT)
- 128 Steve Largent, at Miami 12/29/84

Most Games, 100 or More Yards Receiving, Career

- 2 Steve Largent, 1983-84, 1987-88, 7 games
- 1 John L. Williams, 1987-88, 2 games

Most Consecutive Games, 100 or More Yards Receiving, Career

- 2 Steve Largent, 1984, 1987
- 1 John L. Williams, 1988

Longest Reception

- 56 Steve Largent, (from Dave Krieg) at Miami 12/29/84 (TD)
- 41 Paul Johns, (from Dave Krieg) at Miami 12/31/83
- 40 Steve Largent, (from Dave Krieg) at Miami 12/31/83

AVERAGE GAIN**Highest Average Gain, Career (Min. 10 Receptions)**

- 18.87 Steve Largent, 1983-84, 1987-88, 7 games (23-434)
- 15.27 Paul Johns, 1983, 3 games (11-168)
- 10.92 John L. Williams, 1987-88, 2 games (13-142)

Highest Average Gain, Game (Min. 3 Receptions)

- 21.33 Steve Largent, at Miami 12/29/84 (6-128)
- 19.00 Steve Largent, vs. Denver 12/24/83 (4-76)
- 18.86 Steve Largent, at Houston 1/3/88 (7-132)(OT)

TOUCHDOWNS**Most Touchdowns, Career**

- 4 Steve Largent, 1983-84, 1987-88, 7 games
- 1 By 8 players

**Kerry Justin, 1978-83, 86-87**

Most Touchdowns, Game

- 2 Steve Largent, at Houston 1/3/88 (OT)
- 1 By 10 (Last: Sean Dawkins, vs. Miami 1/9/00)

Most Consecutive Games, Touchdown Passes Caught

- 2 Steve Largent, 1984, 1987
- 1 By 9 players

INTERCEPTIONS BY

Most Interceptions, Career

- 4 John Harris, 1983-84, 5 games
- 2 Gregory Johnson, 1983, 3 games
- Kerry Justin, 1983, 3 games

Most Interceptions, Game

- 2 John Harris, at Miami 12/29/84
- 1 By 9 (Last: Melvin Jenkins, at Hou. 1/3/88-OT)

YARDS GAINED

Most Yards Gained, Career

- 45 John Harris, 1983-84, 5 games
- Kerry Justin, 1983, 3 games
- 28 Melvin Jenkins, 1987-88, 1 game

Most Yards Gained, Game

- 45 Kerry Justin, vs. Denver 12/24/83
- John Harris, at Miami 12/29/84
- 28 Melvin Jenkins, at Houston 1/3/88 (OT)

Longest Return

- 45 Kerry Justin, vs. Denver 12/24/83
- 32 John Harris, at Miami 12/29/84
- 28 Melvin Jenkins, at Houston 1/3/88 (OT)

TOUCHDOWNS

Most Touchdowns, Career

None

Most Touchdowns, Game

None

PUNTING

Most Punts, Career

- 27 Jeff West, 1983-84, 5 games
- 13 Ruben Rodriguez, 1987-88, 2 games

Most Punts, Game

- 8 Jeff West, vs. L.A. Raiders 12/22/84
- 7 Jeff West, at Miami 12/29/84
- Ruben Rodriguez, at Houston 1/3/88 (OT)
- Jeff Feagles, vs. Miami 1/9/00

Longest Punt

- 58 Jeff West, at Miami 12/29/84
- 56 Ruben Rodriguez, at Houston 1/3/88 (OT)
- 54 Ruben Rodriguez, at Cincinnati 12/31/88
- Jeff Feagles, vs. Miami 1/9/00

AVERAGE YARDAGE

Highest Average, Career (20 Punts)

36.96 Jeff West, 1983-84, 5 games (27-998)

Highest Average, Game (4 Punts)

- 47.86 Jeff Feagles, vs. Miami 1/9/00 (7-335)
- 44.25 Ruben Rodriguez, at Houston 1/3/88 (7-310) (OT)
- 44.17 Ruben Rodriguez, at Cincinnati 12/31/88 (6-265)
- 38.00 Jeff West, at Miami 12/31/83 (4-152)

PUNT RETURNS

Most Punt Returns, Career

- 7 Bobby Joe Edmonds, 1987-88, 2 games
- 6 Kenny Easley, 1983-84, 1987, 6 games
- 4 Paul Johns, 1983, 3 games

Most Punt Returns, Game

- 5 Kenny Easley, vs. L.A. Raiders 12/22/84
- Bobby Joe Edmonds, at Cin. 12/31/88
- 4 Paul Johns, vs. Denver 12/24/83

YARDS GAINED

Most Yards Gained, Career

- 96 Bobby Joe Edmonds, 1987-88, 2 games
- 58 Paul Johns, 1983, 3 games
- 57 Kenny Easley, 1983-84, 1987, 6 games

Most Yards Gained, Game

- 66 Bobby Joe Edmonds, at Houston 1/3/88 (OT)
- 58 Paul Johns, vs. Denver 12/24/83
- 52 Kenny Easley, vs. L.A. Raiders 12/22/84

Longest Return

- 54 Bobby Joe Edmonds, at Houston 1/3/88 (OT)
- 19 Paul Johns, vs. Denver 12/24/83
- 17 By 2 (Last: Kenny Easley, vs. L.A. Raiders 12/22/84)

AVERAGE YARDAGE

Highest Average, Career (Minimum 4 Returns)

- 14.50 Paul Johns, 1983, 3 games (4-58)
- 13.71 Bobby Joe Edmonds, 1987-88, 2 games (7-96)
- 9.50 Kenny Easley, 1983-84, 5 games (6-57)

Highest Average Gain, Game (Minimum 3 Returns)

- 14.5 Paul Johns, vs. Denver 12/24/83 (4-58)
- 10.4 Kenny Easley, vs. L.A. Raiders 12/22/84 (5-52)

TOUCHDOWNS

Most Touchdowns, Career

None

Most Touchdowns, Game

None

KICKOFF RETURNS

Most Kickoff Returns, Career

- 7 Zachary Dixon, 1983, 3 games
- Bobby Joe Edmonds, 1987-88, 2 games
- David Hughes, 1983-84, 5 games

Most Kickoff Returns, Game

- 5 Bobby Joe Edmonds, at Houston 1/3/88 (OT)
- 4 Charlie Rogers, vs. Miami 1/9/00
- 3 Zachary Dixon, at L.A. Raiders 1/8/84
- 2 By 6 (Last: Bobby Joe Edmonds, at Cincinnati 12/31/88)

YARDS GAINED**Most Yards Gained, Career**

- 183 Zachary Dixon, 1983, 3 games
- 163 David Hughes, 1983-84, 5 games
- 159 Charlie Rogers, 1999 1 game
- 149 Bobby Joe Edmonds, 1987-88, 2 games

Most Yards Gained, Game

- 159 Charlie Rogers, vs. Miami 1/9/00
- 109 Bobby Joe Edmonds, at Houston 1/3/88 (OT)
- 86 Zachary Dixon, at Miami 12/31/83
- 60 David Hughes, at L.A. Raiders 1/8/84

Longest Return

- 85t Charlie Rogers, vs. Miami 1/9/00
- 59 Zachary Dixon, at Miami 12/31/83
- 35 Bobby Joe Edmonds, at Houston 1/3/88 (OT)
- 34 David Hughes, at L.A. Raiders 1/8/84

AVERAGE YARDAGE**Highest Average, Career (Minimum 5 Returns)**

- 26.14 Zachary Dixon, 1983, 3 games (7-183)
- 23.29 David Hughes, 1983-84, 5 games (7-163)
- 21.29 Bobby Joe Edmonds, 1987-88, 2 games (7-149)

Highest Average, Game (Minimum 3 Returns)

- 39.75 Charlie Rogers, vs. Miami 1/9/00
- 21.80 Bobby Joe Edmonds, vs Houston 1/3/88 (5-109) (OT)
- 18.00 Zachary Dixon, at L.A. Raiders 1/8/84 (3-54)

TOUCHDOWNS**Most Touchdowns, Career**

- 1 Charlie Rogers 1999, 1 game

Most Touchdowns, Game

- 1 Charlie Rogers, vs. Miami 1/9/00

FUMBLES**Most Fumbles, Career**

- 2 John L. Williams, 1987-88, 2 games
- 1 By 3 players

Most Fumbles, Game

- 1 By 5 (Last: John L. Williams, at Cincinnati 12/31/88)

RECOVERIES**Most Own Fumbles Recovered, Career**

- 1 Ron Essink, 1983-84, 5 games
- Pete Metzelaars, 1983-84, 5 games

Most Opponents Fumbles Recovered, Career

- 2 Jeff Bryant, 1983-84, 1987-88, 7 games
- 1 By 8 players

Most Fumbles Recovered, Game, Own and Opponents

- 2 Jeff Bryant, at L.A. Raiders 1/8/84 (2-Opp)
- 1 By 10 (Last: Melvin Jenkins [opp] and Joe Nash [opp], at Cincinnati 12/31/88 (D))

YARDS GAINED**Longest Return**

- 0 14 Times (Last: Joe Nash, at Cin. 12/31/88)

TOUCHDOWNS**Most Touchdowns**

None

TACKLES**Most Tackles, Career**

- 48 Keith Butler, 1983-84, 1987, 6 games
- 46 Kenny Easley, 1983-84, 1987, 6 games
- 36 Jacob Green, 1983-84, 1987-88, 7 games

Most Tackles, Game

- 17 Brian Bosworth, at Houston 1/3/88 (OT)
- 15 Eugene Robinson, at Houston 1/3/88 (OT)
- 12 Kenny Easley, at Houston 1/3/88 (OT)

SACKS**Most Sacks, Career**

- 3.5 Jacob Green, 1983-84, 1987-88, 7 games
- 2.0 Greg Gaines, 1983-84, 1987-88, 7 games
- 1.5 Jeff Bryant, 1983-84, 1987-88, 7 games

Most Sacks, Game

- 2.5 Jacob Green, vs. L.A. Raiders 12/22/84
- 1.0 By 11 (Last: Jacob Green, at Cin. 12/31/88)

FUMBLES**Most Forced Fumbles, Career**

- 2 Jacob Green, 1983-84, 1987-88, 7 games
- Bruce Scholtz, 1983-84, 1987-88, 7 games
- 1 By 7 players

Most Forced Fumbles, Game

- 1 By 11 (Last: Jacob Green, at Cincinnati 2/31/88)

BLOCKED KICKS**Most Blocked Punts, Career**

None

Most Blocked Punts, Game

None

Most Blocked Field Goals, Career

None

Most Blocked Field Goals, Game

None

Most Blocked PATs, Career

None

Most Blocked PATs, Game

None

Most Blocked Placekicks, Career

None

Most Blocked Placekicks, Game

None

TEAM POSTSEASON RECORDS

GAMES

Most Consecutive Seasons Participating in Postseason Games

- 2 1983-84
- 1987-88

Most Games

- 3 1983
- 2 1984
- 1 1987
- 1988
- 1999

Most Games Won

- 2 1983
- 1 1984

Most Consecutive Games Won

- 2 1983
- 1 1984

Most Consecutive Games Lost

- 3 1987-99
- 1 1983, 1984

SCORING

Most Points, Game

- 31 vs. Denver 12/24/83
- 27 at Miami 12/31/83
- 20 at Houston 1/3/88 (OT)
- 20 vs. Miami 1/9/00

Fewest Points, Game

- 10 at Miami 12/29/84
- 13 vs. L.A. Raiders 12/22/84
- at Cincinnati 12/31/88

Most Points, Both Teams, Game

- 47 (27) at Miami (20) 12/31/83
- 44 (14) at L.A. Raiders (30) 1/8/84
- 43 (20) at Houston (23) 1/3/88 (OT)

Fewest Points, Both Teams, Game

- 20 (13) at L.A. Raiders (7) 12/22/84
- 34 (13) at Cincinnati (21) 12/31/88
- 37 (17) vs. Miami (20) 1/9/00
- 38 (31) vs. Denver (7) 12/24/83

Largest Margin of Victory, Game

- 24 (31) vs. Denver (7) 12/24/83
- 7 (27) at Miami (20) 12/31/83
- 6 (13) at L.A. Raiders (7) 12/22/84

Most Points, Shutout Victory, Game

None

Most Points Overcome to Win Game

- 6 at Miami 12/31/83 (Trailed 7-13, Won 27-20)
- 3 at Miami 12/31/83 (Trailed 17-20, Won 27-20)

Most Points, Each Half

- 1st:** 10 vs. Denver 12/24/83
- at Miami 12/29/84
- at Houston 1/3/88
- vs. Miami 1/9/00
- 2nd:** 21 vs. Denver 12/24/83
- 20 at Miami 12/31/83
- 14 at L.A. Raiders 1/8/84
- 13 at Cincinnati 12/31/88

Most Points, Each Quarter

- 1st:** 7 vs. Denver 12/24/83
- at Houston 1/3/88 (
- vs. Miami 1/9/00
- 2nd:** 10 at Miami 12/29/84
- 7 at Miami 12/31/83
- vs. L.A. Raiders 12/22/84
- 3 vs. Denver 12/24/83
- at Houston 1/3/88
- 3rd:** 7 vs. Denver 12/24/83
- at Miami 12/31/83
- at L.A. Raiders 1/8/84
- vs. Miami 1/9/00
- 4th:** 14 vs. Denver 12/24/83
- 13 at Miami 12/31/83
- at Cincinnati 12/31/88
- 7 at L.A. Raiders 1/8/84
- at Houston 1/3/88
- OT:** 0 at Houston 1/3/88

TOUCHDOWNS

Most Touchdowns, Game

- 4 vs. Denver 12/24/83
- 3 at Miami 12/31/83
- 2 at L.A. Raiders 1/8/84
- at Houston 1/3/88 (OT)
- at Cincinnati 12/31/88
- vs. Miami 1/9/00

Fewest Touchdowns, Game

- 1 vs. L.A. Raiders 12/22/84
- at Miami 12/29/84
- 2 4 Times (Last: vs. Miami 1/9/00)

Most Touchdowns, Both Teams, Game

- 6 Seattle (3) at Miami (3) 12/31/83
- 5 4 Times
- (Last: Seattle [2] at Cincinnati [3] 12/31/88)

Fewest Touchdowns Both Teams, Game

- 2 Seattle (1) at L.A. Raiders (1) 12/22/8
- 4 Seattle (2) at Houston (2) 1/3/88 (OT)
- Seattle (2) vs. Miami (2) 1/9/00
- 5 4 Times (Last: Seattle [2] at Cincinnati [3] 12/31/88)

POINTS AFTER TOUCHDOWN

Most Points After Touchdown, Game

- 4 vs. Denver 12/24/83
- 3 at Miami 12/31/83
- 2 at L.A. Raiders 1/8/84
- at Houston 1/3/88 (OT)
- vs. Miami 1/9/00

Fewest Points After Touchdown, Game

- 1 vs. L.A. Raiders 12/22/84
- at Miami 12/29/84
- at Cincinnati 12/31/88

Most Points After Touchdown, Both Teams, Game
5 4 Times (Last: Seattle [1] at Miami [4] 12/29/84)

Fewest Points After Touchdown, Both Teams, Game
2 Seattle (1) at L.A. Raiders (1) 12/22/84
4 Seattle (2) at Houston (2) 1/3/88 (OT)
Seattle (1) at Cincinnati (3) 12/31/88
Seattle (2) vs. Miami (2) 1/9/00

FIELD GOALS

Most Field Goals, Game
2 at Miami 12/31/83
vs. L.A. Raiders 12/22/84
at Houston 1/3/88 (OT)

Most Field Goals, Both Teams, Game
5 Seattle (2) at Houston (3) 1/3/88 (OT)
3 Seattle (0) at L.A. Raiders (3) 1/8/84
Seattle (1) vs. Miami (2) 1/9/00
2 2 Times (Last: Seattle [2] at L.A. Raiders [0] 12/22/84)

Most Field Goals Attempted, Game
3 at Miami 12/31/83
2 vs. L.A. Raiders 12/22/84
at Miami 12/29/84
at Houston 1/3/88 (OT)

Most Field Goals Attempted, Both Teams, Game
7 Seattle (2) at Houston (5) 1/3/88 (OT)
5 Seattle (2) at Miami (3) 12/29/84
3 Seattle (3) at Miami (0) 12/31/83
Seattle (0) at L.A. Raiders (3) 1/8/84
Seattle (1) vs. Miami (2) 1/9/00

FIRST DOWNS

Most First Downs, Game
21 at Miami 12/31/83
19 at Cincinnati 12/31/88
17 vs. Denver 12/24/83
vs. L.A. Raiders 12/22/84

Fewest First Downs, Game
8 at Miami 12/29/84
11 at Houston 1/3/88 (OT)
12 vs. Miami 1/9/00
16 at L.A. Raiders 1/8/84

Most First Downs, Both Teams, Game
42 Seattle (21) at Miami (21) 12/31/83
41 Seattle (19) at Cincinnati (22) 12/31/88
38 2 Times (Last: Seattle [11] at Houston [27] 1/3/88 [OT])

Fewest First Downs, Both Teams, Game
30 Seattle (8) at Miami (22) 12/29/84
Seattle (12) vs. Miami (18) 1/9/00
31 Seattle (17) at L.A. Raiders (14) 12/22/84
37 Seattle (16) at L.A. Raiders (21) 1/8/84

RUSHING

Most First Downs, Rushing, Game
12 at Miami 12/31/83
vs. L.A. Raiders 12/22/84
8 vs. Denver 12/24/83

Fewest First Downs, Rushing, Game
0 vs. Miami 1/9/00
1 at Houston 1/3/88 (OT)
at Cincinnati 12/31/88
2 at Miami 12/29/84

Most First Downs, Rushing, Both Teams, Game
21 Seattle (12) at Miami (9) 12/31/83
18 Seattle (1) at Cincinnati (17) 12/31/88
17 Seattle (12) at L.A. Raiders (5) 12/22/84

Fewest First Downs Rushing, Both Teams, Game
7 Seattle (0) vs. Miami (7) 1/9/00
10 Seattle (2) at Miami (8) 12/29/84
Seattle (1) at Houston (9) 1/3/88 (OT)
13 Seattle (8) vs. Denver (5) 12/24/83

PASSING

Most First Downs, Passing, Game
16 at Cincinnati 12/31/88
10 at L.A. Raiders 1/8/84
at Houston 1/3/88 (OT)
vs. Miami 1/9/00

Fewest First Downs, Passing, Game
4 vs. L.A. Raiders 12/22/84
6 at Miami 12/29/84
9 vs. Denver 12/24/83
at Miami 12/31/83

Most First Downs, Passing, Both Teams, Game
28 Seattle (10) at Houston (18) 1/3/88 (OT)
23 Seattle (9) vs. Denver (14) 12/24/83
21 2 Times (Last: Seattle [16] at Cincinnati [5] 12/31/88)

Fewest First Downs Passing, Both Teams, Game
12 Seattle (4) at L.A. Raiders (8) 12/22/84
18 Seattle (6) at Miami (12) 12/29/84
20 Seattle (9) at Miami (11) 12/31/83
Seattle (10) vs. Miami (10) 1/9/00

PENALTY

Most First Downs, Penalty, Game
2 at L.A. Raiders 1/8/84
at Cincinnati 12/31/88
vs. Miami 1/9/00
1 vs. L.A. Raiders 12/22/84

Most First Downs, Penalty, Both Teams, Game
3 Seattle (2) vs. Miami (1) 1/9/00
2 5 Times (Last: Seattle [2] at Cincinnati [0] 12/31/88)

NET YARDS GAINED RUSHING & PASSING

Most Net Yards Gained, Game
334 at Miami 12/31/83
324 vs. Denver 12/24/83
294 at Cincinnati 12/31/88

Fewest Net Yards Gained, Game
167 at L.A. Raiders 1/8/84
171 vs. Miami 1/9/00
251 vs. L.A. Raiders 12/22/84
250 at Houston 1/3/88 (OT)

Most Yards Gained, Both Teams, Game
687 Seattle (250) at Houston (437) 1/3/88 (OT)
684 Seattle (324) vs. Denver (360) 12/24/83
672 Seattle (267) at Miami (405) 12/29/84

Fewest Yards Gained, Both Teams, Game

- 470 Seattle (171) vs. Miami (299) 1/9/00
 491 Seattle (251) at L.A. Raiders (240) 12/22/84
 568 Seattle (167) at L.A. Raiders (401) 1/8/84
 639 Seattle (294) at Cincinnati (345) 12/31/88

RUSHING**ATTEMPTS****Most Attempts, Game**

- 51 vs. L.A. Raiders 12/22/84
 42 at Miami 12/31/83
 38 vs. Denver 12/24/83

Fewest Attempts, Game

- 11 at Houston 1/3/88 (OT)
 17 at Cincinnati 12/31/88
 18 at L.A. Raiders 1/8/84
 at Miami 12/29/84

Most Attempts, Both Teams, Game

- 76 Seattle (51) at L.A. Raiders (25) 12/22/84
 72 Seattle (42) at Miami (30) 12/31/83
 71 Seattle (38) vs. Denver (33) 12/24/83

Fewest Attempts, Both Teams, Game

- 54 Seattle (18) at Miami (36) 12/29/84
 57 Seattle (20) vs. Miami (37) 1/9/00
 61 Seattle (11) at Houston (50) 1/3/88 (OT)
 64 Seattle (18) at L.A. Raiders (46) 1/8/84

YARDS GAINED**Most Yards Gained, Game**

- 205 vs. L.A. Raiders 12/22/84
 151 at Miami 12/31/83
 145 vs. Denver 12/24/83

Fewest Yards Gained, Game

- 18 at Cincinnati 12/31/88
 29 at Houston 1/3/88 (OT)
 41 vs. Miami 1/9/00
 51 at Miami 12/29/84

Most Yards Gained, Both Teams, Game

- 310 Seattle (205) at L.A. Raiders (105) 12/22/84
 279 Seattle (151) at Miami (128) 12/31/83
 272 Seattle (18) at Cincinnati (254) 12/31/88

Fewest Yards Gained, Both Teams, Game

- 149 Seattle (41) vs. Miami (108) 1/9/00
 194 Seattle (51) at Miami (143) 12/29/84
 207 Seattle (29) at Houston (178) 1/3/88 (OT)
 270 Seattle (145) vs. Denver (125) 12/24/83

AVERAGE GAIN**Highest Average Gain, Game**

- 4.02 vs. L.A. Raiders 12/22/84 (51-205)
 3.82 vs. Denver 12/24/83 (38-145)
 3.61 at L.A. Raiders 1/8/84 (18-65)

Lowest Average Gain, Game

- 1.06 at Cincinnati 12/31/88 ((17-18)
 2.05 vs. Miami 1/9/00 (20-41)
 2.64 at Houston 1/3/88 (11-29) (OT)
 2.83 at Miami 12/29/84 (18-51)

TOUCHDOWNS**Fewest Touchdowns, Game**

- 0 5 Times (Last: vs. Miami 1/9/00)

Most Touchdowns, Game

- 2 at Miami 12/31/83
 1 vs. Denver 12/24/83
 at Cincinnati 12/31/88

Most Touchdowns, Both Teams, Game

- 4 Seattle (1) at Cincinnati (3) 12/31/88
 3 Seattle (2) at Miami (1) 12/31/83
 2 Seattle (0) at L.A. Raiders (2) 1/8/84

Fewest Touchdowns, Both Teams, Game

- 0 Seattle (0) at L.A. Raiders (0) 12/22/84
 1 4 Times (Last: Seattle [0] vs. Miami [1] 1/9/00)

PASSING**ATTEMPTS****Most Attempts, Game**

- 50 at Cincinnati 12/31/88
 39 at Houston 1/3/88 (OT)
 36 at L.A. Raiders 1/8/84

Fewest Attempts, Game

- 10 vs. L.A. Raiders 12/22/84
 13 vs. Denver 12/24/83
 29 at Miami 12/31/83

Most Attempts, Both Teams, Game

- 71 Seattle (39) at Houston (32) 1/3/88 (OT)
 69 Seattle (35) at Miami (34) 12/29/84
 Seattle (50) at Cincinnati (19) 12/31/88

Fewest Attempts, Both Teams, Game

- 37 Seattle (13) vs. Denver (24) 12/24/83
 Seattle (10) at L.A. Raiders (27) 12/22/84
 55 Seattle (29) at Miami (26) 12/31/83

COMPLETIONS**Most Completions, Game**

- 24 at Cincinnati 12/31/88
 20 at Miami 12/29/84
 17 at L.A. Raiders 1/8/84

Fewest Completions, Game

- 4 vs. L.A. Raiders 12/22/84
 12 vs. Denver 12/24/83
 14 vs. Miami 1/9/00
 16 at Houston 1/3/88 (OT)

Most Completions, Both Teams, Game

- 41 Seattle (20) at Miami (21) 12/29/84
 37 Seattle (16) at Houston (21) 1/3/88 (OT)
 36 Seattle (12) vs. Denver (24) 12/24/83

Fewest Completions, Both Teams, Game

- 18 Seattle (4) at L.A. Raiders (14) 12/22/84
 30 Seattle (15) at Miami (15) 12/31/83
 31 Seattle (24) at Cincinnati (7) 12/31/88
 Seattle (14) vs. Miami (17) 1/9/00

Highest Completion %, Game (Min. 20 Attempts)

- 57.14 at Miami 12/29/83 (20-35)
 51.72 at Miami 12/31/83 (15-29)
 48.00 at Cincinnati 12/31/88

Lowest Completion %, Game (Min. 20 Attempts)

- 41.03 at Houston 1/3/88 (16-39) (OT)
 47.22 at L.A. Raiders 1/8/84 (17-36)
 48.00 at Cincinnati 12/31/88

NET YARDS GAINED**Most Yards Gained, Game**

- 276 at Cincinnati 12/31/88
 221 at Houston 1/3/88 (OT)
 216 at Miami 12/29/84

Fewest Yards Gained, Game

- 46 vs. L.A. Raiders 12/22/84
- 102 at L.A. Raiders 1/8/84
- 179 vs. Denver 12/24/83

Most Yards Gained, Both Teams, Game

- 480 Seattle (221) at Houston (259) 1/3/88 (OT)
- 478 Seattle (216) at Miami (262) 12/29/84
- 414 Seattle (179) vs. Denver (235) 12/24/83

Fewest Yards Gained, Both Teams, Game

- 181 Seattle (46) at L.A. Raiders (135) 12/22/84
- 298 Seattle (102) at L.A. Raiders (196) 1/8/84
- 376 Seattle (183) at Miami (193) 12/31/83

TIMES SACKED

Most Times Sacked, Game

- 4 at L.A. Raiders 1/8/84
- 2 5 Times (Last: at Cincinnati 12/31/88)

Fewest Times Sacked, Game

- 1 at Miami 12/31/83
- 2 5 Times (Last: at Cincinnati 12/31/88)

Most Times Sacked, Both Teams, Game

- 8 Seattle (2) at L.A. Raiders (6) 12/22/84
- 6 Seattle (4) at L.A. Raiders (2) 1/8/84
- 4 3 Times (Last: Seattle [2] at Cincinnati [2] 12/31/88)

Fewest Times Sacked, Both Teams, Game

- 1 Seattle (1) at Miami (0) 12/31/83
- 2 Seattle (2) at Miami (0) 12/29/84
- 4 3 Times (Last: Seattle [2] at Cincinnati [2] 12/31/88)

TOUCHDOWNS

Most Touchdowns, Game

- 3 vs. Denver 12/24/83
- 2 at L.A. Raiders 1/8/84
- at Houston 1/3/88 (OT)

Most Touchdowns, Both Teams, Game

- 4 Seattle (3) vs. Denver (1) 12/24/83
- Seattle (1) at Miami (3) 12/29/84
- 3 3 Times (Last: Seattle [2] at Houston [1] 1/3/88[OT])

INTERCEPTIONS BY

Most Interceptions By, Game

- 2 5 Times (Last: at Miami 12/29/84)

Most Interceptions By, Both Teams, Game

- 7 Seattle (2) at L.A. Raiders (5) 1/8/84
- 3 Seattle (2) at Miami (1) 12/31/83
- 2 5 Times (Last: Seattle [0] vs. Miami (2) 1/9/00)

YARDS GAINED

Most Yards Gained, Game

- 45 vs. Denver 12/24/83
- at Miami 12/29/84
- 28 at Houston 1/3/88 (OT)

Most Yards Gained, Both Teams, Game

- 61 Seattle (8) at L.A. Raiders (53) 1/8/84
- 45 Seattle (45) vs. Denver (0) 12/24/83
- Seattle (45) at Miami (0) 12/29/84

TOUCHDOWNS

Most Touchdowns, Game

None

PUNTING

Most Punts, Game

- 8 vs. L.A. Raiders 12/22/84
- 7 at Miami 12/29/84
- at Houston 1/3/88 (OT)
- vs. Miami 1/9/00

Fewest Punts, Game

- 3 vs. Denver 12/24/83
- 4 at Miami 12/31/83
- 5 at L.A. Raiders 1/8/84

Most Punts, Both Teams, Game

- 16 Seattle (8) at L.A. Raiders (8) 12/22/84
- 15 Seattle (7) vs. Miami (8) 1/9/00
- 12 Seattle (6) at Cincinnati (6) 12/31/88
- 10 Seattle (7) at Miami (3) 12/29/84
- Seattle (7) at Houston (3) 1/3/88 (OT)

Fewest Punts, Both Teams, Game

- 7 Seattle (3) vs. Denver (4) 12/24/83
- Seattle (5) at L.A. Raiders (2) 1/8/84
- 8 Seattle (4) at Miami (4) 12/31/83

AVERAGE YARDAGE

Highest Average, Punting, Game (4 Punts)

- 47.86 vs. Miami 1/9/00
- 44.29 at Houston 1/3/88 (7-310) (OT)
- 44.17 at Cincinnati 12/31/88 (6-265)

Lowest Average, Punting, Game (4 Punts)

- 32.00 at L.A. Raiders 1/8/84 (5-160)
- 37.00 at Miami 12/29/84 (7-259)
- 37.75 vs. L.A. Raiders 12/22/84 (8-302)

PUNT RETURNS

Most Punt Returns, Game

- 5 vs. L.A. Raiders 12/22/84
- at Cincinnati 12/31/88
- 4 vs. Denver 12/24/83

Fewest Punt Returns, Game

- 0 at L.A. Raiders 1/8/84
- at Miami 12/31/83
- 1 at Miami 12/29/84

Most Punt Returns, Both Teams, Game

- 8 Seattle (5) at L.A. Raiders (3) 12/22/84
- Seattle (5) at Cincinnati (3) 12/31/88
- Seattle (3) vs. Miami (5) 1/9/00
- 7 Seattle (4) vs. Denver (3) 12/24/83

Fewest Punt Returns, Both Teams, Game

- 1 Seattle (0) at L.A. Raiders (1) 1/8/84
- 2 Seattle (0) at Miami (2) 12/31/83
- 4 Seattle (1) at Miami (3) 12/29/84

YARDS GAINED

Most Yards Gained, Game

- 66 at Houston 1/3/88 (OT)
- 58 vs. Denver 12/24/83
- 52 vs. L.A. Raiders 12/22/84

Fewest Yards Gained, Game

- 0 at Miami 12/31/83
- at L.A. Raiders 1/8/84
- 2 at Miami 12/29/84

Most Yards Gained, Both Teams, Game

- 93 Seattle (66) at Houston (27) 1/3/88 (OT)
- 87 Seattle (24) vs. Miami (63) 1/9/00
- 68 Seattle (58) vs. Denver (10) 12/24/83
- 57 Seattle (52) at L.A. Raiders (5) 12/22/84

- Fewest Yards, Gained, Both Teams, Game**
 1 Seattle (0) at L.A. Raiders (1) 1/8/84
 32 Seattle (0) at Miami (32) 12/31/83
 35 Seattle (5) at Miami (30) 12/29/84

TOUCHDOWNS

- Most Touchdowns, Game**
 None

KICKOFF RETURNS

- Most Kickoff Returns, Game**
 7 at L.A. Raiders 1/8/84
 6 at Houston 1/3/88 (OT)
 4 at Miami 12/31/83
 at Miami 12/29/83
 vs. Miami 1/9/00

- Fewest Kickoff Returns, Game**
 2 vs. Denver 12/24/83
 vs. L.A. Raiders 12/22/84
 3 at Cincinnati 12/31/88

- Most Kickoff Returns, Both Teams, Game**
 10 Seattle (4) at Miami (6) 12/31/83
 Seattle (6) at Houston (4) 1/3/88 (OT)
 9 Seattle (7) at L.A. Raiders (2) 1/8/84

- Fewest Kickoff Returns, Both Teams, Game**
 4 Seattle (2) at L.A. Raiders (2) 12/22/84
 6 Seattle (3) at Cincinnati (3) 12/31/88
 7 Seattle (4) at Miami (3) 12/29/84
 Seattle (4) vs. Miami (3) 1/9/00

YARDS GAINED

- Most Yards Gained, Game**
 159 vs. Miami 1/9/00
 136 at L.A. Raiders 1/8/84
 132 at Houston 1/3/88 (OT)
 130 at Miami 12/31/83

- Fewest Yards Gained, Game**
 28 vs. L.A. Raiders 12/22/84
 43 vs. Denver 12/24/83
 66 at Cincinnati 12/31/88

- Most Yards Gained, Both Teams, Game**
 247 Seattle (159) vs. Miami (88) 1/9/00
 234 Seattle (130) at Miami (104) 12/31/83
 197 Seattle (132) at Houston (65) 1/3/88 (OT)
 182 Seattle (136) at L.A. Raiders (46) 1/8/84

- Fewest Yards Gained, Both Teams, Game**
 66 Seattle (38) at L.A. Raiders (28) 12/22/84
 120 Seattle (66) at Cincinnati (54) 12/31/88
 128 Seattle (77) at Miami (51) 12/29/84

TOUCHDOWNS

- Most Touchdowns, Game**
 1 vs. Miami 1/9/00

PENALTIES

- Most Penalties, Game**
 7 vs. L.A. Raiders 12/22/84
 5 at Cincinnati 12/31/88
 4 at Miami 12/29/84

- Fewest Penalties, Game**
 2 at Miami 12/31/83
 at L.A. Raiders 1/8/84
 vs. Miami 1/9/00
 3 vs. Denver 12/24/83
 at Houston 1/3/88 (OT)

- Most Penalties, Both Teams, Game**
 15 Seattle (7) at L.A. Raiders (8) 12/22/84
 9 Seattle (2) at L.A. Raiders (7) 1/8/84
 8 Seattle (3) vs. Denver (5) 12/24/83
 Seattle (2) vs. Miami (6) 1/9/00

- Fewest Penalties, Both Teams, Game**
 5 Seattle (4) at Miami (1) 12/29/84
 7 3 Times (Last: Seattle [5] at Cin. [2] 12/31/88)

YARDS PENALIZED

- Most Yards Penalized, Game**
 55 vs. L.A. Raiders 12/22/84
 45 at Cincinnati 12/31/88
 34 vs. Denver 12/24/83

- Fewest Yards Penalized, Game**
 10 vs. Miami 1/9/00
 15 at Miami 12/31/83
 20 at L.A. Raiders 1/8/84
 at Miami 12/29/84
 at Houston 1/3/88 (OT)

- Most Yards Penalized, Both Teams, Game**
 123 Seattle (55) at L.A. Raiders (68) 12/22/84
 77 Seattle (10) vs. Miami (67) 1/9/00
 74 Seattle (45) at Cincinnati (29) 12/31/88
 73 Seattle (20) at L.A. Raiders (53) 1/8/84

- Fewest Yards Penalized, Both Teams, Game**
 25 Seattle (20) at Miami (5) 12/29/84
 45 Seattle (15) at Miami (30) 12/31/83
 Seattle (20) at Houston (25) 1/3/88 (OT)

FUMBLES

- Most Fumbles, Game**
 1 5 Times (Last: at Cincinnati 12/31/88)

- Fewest Fumbles, Game**
 0 vs. Denver 12/24/83
 at Miami 12/31/83
 vs. Miami 1/9/00
 1 vs. Denver 12/24/83

- Most Fumbles, Both Teams, Game**
 4 Seattle (1) at L.A. Raiders (3) 1/8/84
 Seattle (1) at Cincinnati (3) 12/31/88
 3 Seattle (0) at Miami (3) 12/31/83
 Seattle (1) at Houston (2) 1/3/88 (OT)

- Fewest Fumbles, Both Teams, Game**
 0 Seattle (0) vs. Miami (0) 1/9/00
 1 Seattle (1) at Miami (0) 12/29/84
 2 Seattle (1) vs. Denver (1) 12/24/83
 Seattle (0) at L.A. Raiders (2) 12/22/84

- Most Fumbles Lost, Game**
 1 3 Times (Last: at Cincinnati 12/31/88)

- Fewest Fumbles Lost, Game**
 0 5 Times (Last: vs. Miami 1/9/00)

RECOVERIES

- Most Total Fumbles Recovered, Game**
 3 vs. Miami 12/31/83 (3-Opp)
 at L.A. Raiders 1/8/84 (2-Opp, 1-Own)
 2 2 Times (Last: at Cincinnati 12/31/88-2-opp)

- Most Own Fumbles Recovered, Game**
 1 6 Times (Last: at Houston 1/3/88 [OT])

POSTSEASON DEFENSE

TURNOVERS

Most Turnovers, Game

- 5 at L.A. Raiders 1/8/84 (5-Ints)
- 3 at Cincinnati 12/31/88 (2-Ints, 1-Fum)
- 1 3 Times
(Last: at Houston 1/3/88 [1-Fum] [OT])

Fewest Turnovers, Game

- 0 vs. Denver 12/24/83
vs. L.A. Raiders 12/22/84
vs. Miami 1/9/00
- 1 3 Times (Last: at Houston 1/3/88[1-Fum] [OT])

Most Turnovers, Both Teams, Game

- 9 Seattle (5) at L.A. Raiders (4) 1/8/84
(7-Ints, 2-Fums)

Fewest Turnovers, Both Teams, Game

- 2 Seattle (2) vs. Miami (0) 1/9/00
- 3 4 Times (Last: Seattle [1] at Houston [2] 1/3/88 [OT] [1-Int, 2-Fum])

SCORING

Fewest Points Allowed, Game

- 7 vs. Denver 12/24/83
vs. L.A. Raiders 12/22/84
- 20 at Miami 12/29/83
vs. Miami 1/9/00

Most Points Allowed, Game

- 31 at Miami 12/29/84
- 30 at L.A. Raiders 1/8/84
- 23 at Houston 1/3/88 (OT)

Fewest Touchdowns Allowed, Game

- 1 vs. Denver 12/24/83
vs. L.A. Raiders 12/22/84
- 2 at Houston 1/3/88 (OT)
vs. Miami 1/9/00

Most Touchdowns Allowed, Game

- 4 at Miami 12/29/84
- 3 3 Times (Last: at Cincinnati 12/31/88)

FIRST DOWNS

Fewest First Downs Allowed, Game

- 14 vs. L.A. Raiders 12/22/84
- 18 vs. Miami 1/9/00
- 21 3 Times (Last: at L.A. Raiders 1/8/84)

Most First Downs Allowed, Game

- 27 at Houston 1/3/88 (OT)
- 22 at Miami 12/29/84
at Cincinnati 12/31/88

Fewest First Downs Allowed, Rushing, Game

- 5 vs. Denver 12/24/83
vs. L.A. Raiders 12/22/84
- 7 vs. Miami 1/9/00
- 8 at Miami 12/29/84

Most First Downs Allowed, Rushing, Game

- 17 at Cincinnati 12/31/88
- 10 at L.A. Raiders 1/8/84
- 9 at Miami 12/31/83
2 Times (Last: at Houston 1/3/88 [OT])

Fewest First Downs Allowed, Passing, Game

- 5 at Cincinnati 12/31/88
- 8 vs. L.A. Raiders 12/22/84
- 9 at Miami 12/31/83

Most First Downs Allowed, Passing, Game

- 18 at Houston 1/3/88 (OT)
- 14 vs. Denver 12/24/83 (W)
- 12 at Miami 12/29/84

Most First Downs Allowed, Penalty, Game

- 2 vs. Denver 12/24/83
at Miami 12/29/84
- 3 2 Times (Last: L.A. Raiders 12/22/84)

OFFENSIVE PLAYS

Fewest Opponent Plays Allowed, Game

- 56 at Miami 12/31/83
- 58 vs. L.A. Raiders 12/22/84
- 68 at Cincinnati 12/31/88
vs. Miami 1/9/00

Most Opponent Plays Allowed, Game

- 84 at Houston 1/3/88 (OT)
- 72 at L.A. Raiders 1/8/84
- 70 at Miami 12/29/84

Fewest Opponent Plays Allowed, Rushing, Game

- 25 vs. L.A. Raiders 12/22/84
- 30 at Miami 12/31/83
- 33 vs. Denver 12/24/83

Most Opponent Plays Allowed, Rushing, Game

- 50 at Houston 1/3/88 (OT)
- 47 at Cincinnati 12/31/88
- 46 at L.A. Raiders 1/8/84

Fewest Opponent Plays Allowed, Passing, Game

- 21 at Cincinnati 12/31/88
- 26 at Miami 12/31/83
at L.A. Raiders 1/8/84

Most Opponent Plays Allowed, Passing, Game

- 36 vs. Denver 12/24/83
- 34 at Miami 12/29/84
at Houston 1/3/88 (OT)

NET YARDS ALLOWED GAME

Fewest Yards Allowed, Game

- 240 vs. L.A. Raiders 12/22/84
- 299 vs. Miami 1/9/00
- 321 at Miami 12/31/83
- 345 at Cincinnati 12/31/88

Most Net Yards Allowed, Game

- 437 at Houston 1/3/88 (OT)
- 405 at Miami 12/29/84
- 401 at L.A. Raiders 1/8/84

RUSHING

Fewest Yards Allowed, Rushing, Game

- 105 vs. L.A. Raiders 12/22/84
- 108 vs. Miami 1/9/00
- 125 vs. Denver 12/24/83
- 128 at Miami 12/31/83

Most Yards Allowed, Rushing, Game

- 254 at Cincinnati 12/31/88
- 205 at L.A. Raiders 1/8/84
- 178 at Houston 1/3/88 (OT)

Most Touchdowns Allowed, Rushing, Game

- 3 at Cincinnati 12/31/88
- 2 at L.A. Raiders 1/8/84
- 1 4 Times (Last: vs. Miami 1/9/00)

Fewest Touchdowns Allowed, Rushing, Game

- 0 vs. Denver 12/24/83
- vs. L.A. Raiders 12/22/84
- 1 4 Times (Last: vs. Miami 1/9/00)

PASSING

Fewest Net Yards Allowed, Passing, Game

- 91 at Cincinnati 12/31/88
- 135 vs. L.A. Raiders 12/22/84
- 191 vs. Miami 1/9/00
- 193 at Miami 12/31/83

Most Yards Allowed, Passing, Game

- 262 at Miami 12/29/84
- 259 at Houston 1/3/88 (OT)
- 235 vs. Denver 12/24/83

Fewest Touchdowns Allowed, Passing, Game

- 0 at Cincinnati 12/31/88
- 1 5 Times (Last: vs. Miami 1/9/00)

Most Touchdowns Allowed, Passing, Game

- 3 at Miami 12/29/84
- 2 at Miami 12/31/83
- 1 5 Times (Last: vs. Miami 1/9/00)

SACKS

Most Sacks, Game

- 6 vs. L.A. Raiders 12/22/84
- 2 4 Times (Last: at Cincinnati 12/31/88)

Fewest Sacks, Game

- 0 at Miami 12/31/83
- at Miami 12/29/84
- 1 vs. Miami 1/9/00
- 2 4 Times (Last: at Cincinnati 12/31/88)

Most Opponents Yards Lost Attempting to Pass, Game

- 49 vs. L.A. Raiders 12/22/84
- 19 vs. Denver 12/24/83
- 18 at L.A. Raiders 1/8/84

Fewest Opponent Yards Lost Attempting to Pass, Game

- 0 at Miami 12/31/83
- at Miami 12/29/84
- 5 vs. Miami 1/9/00
- 14 at Houston 1/3/88 (OT)

INTERCEPTIONS BY

Most Passes Intercepted By, Game

- 2 5 Times (Last: at Miami 12/29/84)

Fewest Passes Intercepted By, Game

- 0 at Cincinnati 12/31/88
- 1 at Houston 1/3/88 (OT)
- 2 5 Times (Last: at Miami 12/29/84)

Most Consec. Games, One or More Interceptions By

- 6 1983-84, 1987

Most Yards Returning Interceptions, Game

- 45 vs. Denver 12/24/83
- at Miami 12/29/84
- 28 at Houston 1/3/88 (OT)

Fewest Yards Returning Interceptions, Game

- 0 at Miami 12/31/83
- at Cincinnati 12/31/88
- 8 at L.A. Raiders 1/8/84

Most Touchdowns Returning Interceptions, Game

None

Most TDs Returning Interceptions, Both Teams, Game

None

PUNT RETURNS

Fewest Opponent Punt Returns, Game

- 1 at L.A. Raiders 1/8/84
- 2 at Miami 12/31/83
- 3 vs. Denver 12/24/83

Most Opponent Punt Returns, Game

- 6 vs. Miami 1/9/00
- 4 at Houston 1/3/88(OT)
- 3 4 Times (Last: at Cincinnati 12/31/88)

Most Yards Allowed, Punt Returns, Game

- 63 vs. Miami 1/9/00
- 32 at Miami 12/31/83
- 30 at Miami 12/29/84
- 28 vs. L.A. Raiders 12/22/84

Fewest Yards Allowed, Punt Returns, Game

- 1 at L.A. Raiders 1/8/84
- 10 vs. Denver 12/24/83
- 19 at Cincinnati 12/31/88

Longest Return, Allowed, Game

- 25 vs. Miami 1/9/00
- 24 at Miami 12/31/83
- 16 at Cincinnati 12/31/88
- 12 at Miami 12/29/84

Most Touchdowns Allowed, Punt Return, Game

None

KICKOFF RETURNS

Fewest Opponent Kickoff Returns, Game

- 2 at L.A. Raiders 1/8/84
- vs. L.A. Raiders 12/22/84
- 3 at Miami 12/29/84
- at Cincinnati 12/31/88
- Miami 1/9/00

Most Opponent Kickoff Returns, Game

- 6 vs. Denver 12/24/83
- at Miami 12/31/83
- 4 at Houston 1/3/88 (OT)

Fewest Yards Allowed, Kickoff Returns, Game

- 28 vs. L.A. Raiders 12/22/84
- 46 at L.A. Raiders 1/8/84
- 51 at Miami 12/29/84

Most Yards Allowed, Kickoff Returns, Game

- 118 vs. Denver 12/24/83
- 104 at Miami 12/31/83
- 88 vs. Miami 1/9/00

Longest Return Allowed, Game

- 47 vs. Miami 1/9/00
- 27 at L.A. Raiders 1/8/84
- 23 at Miami 12/29/84
- at Cincinnati 12/31/88

Most Touchdowns Allowed, Kickoff Returns,
Game
None

FUMBLES

Most Opponent Fumbles, Game

- 3 at Miami 12/31/83
- at L.A. Raiders 1/8/84
- at Cincinnati 12/31/88

Fewest Opponent Fumbles, Game

- 0 at Miami 12/29/84
- 1 vs. Denver 12/24/83
- 2 at L.A. Raiders 1/8/84
- at Houston 1/3/88 (OT)

FUMBLES RECOVERED

Most Opponent Fumbles Recovered, Game

- 3 at Miami 12/31/84
- 2 at L.A. Raiders 1/8/84
- at Cincinnati 12/31/88

Fewest Opponent Fumbles Recovered, Game

- 0 at Miami 12/29/84
- 1 vs. Denver 12/24/83
- vs. L.A. Raiders 12/22/84
- at Houston 1/3/88 (OT)

TURNOVERS

Number of times losing ball on
interceptions and fumbles

Most Opponents' Turnovers, Game

- 5 at Miami 12/31/83
- 4 at L.A. Raiders 1/8/84
- 3 vs. Denver 12/24/83
- vs. L.A. Raiders 12/22/84

Fewest Opponents' Turnovers, Game

- 2 at Miami 12/29/84 (2-Ints)
- at Houston 1/3/88 (OT) (1-Int, 1-Fum)
- at Cincinnati 12/31/88 (2-Fums)


TIME OF POSSESSION

Least Time of Possession Allowed, Game


- 25:02 at Miami 12/31/83
- 25:41 vs. L.A. Raiders 12/22/84
- 30:57 vs. Denver 12/24/83

Most Time of Possession Allowed, Game

- 47:44 at Houston 1/3/88 (OT)
- 37:06 at L.A. Raiders 1/8/84
- 35:48 at Miami 12/29/84



Former Seahawks TE Mike Tice (1981-88, 90-91) is now head coach of the Minnesota Vikings.



O
U
T
R
E
A
C
H

COMMUNITY OUTREACH

BIG MEN, BIG HEARTS

The Seattle Seahawks hard driving dedication to succeed on the football field is indicative of the attitude taken towards work in the community.

The goal of the organization is to have an impact on those who are less fortunate, focusing on developmental programs for youth, especially academic and athletic programs.

Following are some of the programs developed by the Seahawks, all which have the intent of creating a positive impact in the community.



Head Coach Mike Holmgren gives football tips to Austin. Austin visited the Seahawks practice facility as a part of the Make-A-Wish Foundation program, that grants wishes to children with life threatening illnesses.



From left to right, Tim Terry, Joe Brown, D.D. Lewis and Matt Hasselbeck visited Children's Hospital for Captains' Blitz.

Captains' Blitz

The holiday season is a difficult time for many families who have children or loved ones in the hospital. For 25 years during the holiday season, the Captains' Blitz program has been encouraging to folks who are going through some tough times. Seahawks players, Sea Gals and Blitz help to put smiles on the faces of those who are hospitalized by visiting them and spreading holiday cheer. This past year, the Seahawks visited patients at Children's Hospital and the Fred Hutchinson Cancer Research Center patients at University Hospital.


Players participating in last year's events included Matt Hasselbeck, Tim Terry, D.D. Lewis, Jeff Kelly, Ryan Hannam and Itula Mili.

COMMUNITY OUTREACH


Communities in Schools 'First & Goal' Luncheon

Setting goals in school is easy, but actually achieving those goals is a challenge in itself. Since 1995, the Seahawks have teamed up with Communities in Schools to host a luncheon for 800 school children from the Puget Sound Region who have set and achieved personal goals. The students are recognized for accomplishing short-term personal improvement goals in academics, attendance, behavior and/or community service since the school year began. The luncheon also gives the students the opportunity to meet and interact with numerous Seahawks players and Sea Gals.

Bobby Engram served as the keynote speaker for last year's event.



Wide receiver Bobby Engram served as the keynote speaker for the Community in Schools "First & Goal" Luncheon.



Women learned the three-point stance at Football 101.

Kraft Football for 101

In 1998, the Seahawks realized that there was an entire group of women who are football fans or potential fans who did not understand the game of football.

A five-hour clinic was developed which teaches the basics of football to women with little or no knowledge of the game. Seahawks alumni are brought in to teach classes on offense, defense and special teams and then the women head to the field to participate in some drills. The event is presented by Kraft.

COMMUNITY OUTREACH

THE SEAHAWKS ORGANIZATION GETS INVOLVED

Game Day Drives

* Book Drive

Held in cooperation with the Washington State Lottery, this drive collects new children's books for Page Ahead, a non-profit organization that prevents literacy problems among America's youth. Participating fans receive a lottery ticket in exchange for their donation. Last year, Seahawks fans made a difference in the lives of Washington's youth by donating more than 5,000 new books. Page Ahead also donated books to the Seahawks Academy.

* Food Drive

The 'Tackle Hunger' Food Drive, held in partnership with 710 KIRO Radio, is held annually at Seahawks Stadium. Food and cash donations are collected for Northwest Harvest at the game. Northwest Harvest collects and distributes food to nearly 300 hunger programs in communities statewide.

* Toy Drive

The United States Marine Corps 'Toys for Tots' Drive collects new, unwrapped toys and cash donations at a home game. Toys are distributed to needy children during the holiday season.

Blood Drive

The Seahawks pay tribute to the more than 6,000 people who gave blood following the September 11 attack on America, as well as encouraging others to give blood or join the marrow registry at the Seahawks Blood Drive and Marrow Registration. Local officials including Governor Gary Locke, Seattle Mayor Greg Nickels, Seattle Police Chief Gil Kerlikowske and Seattle Fire Chief Gary Morris were on hand for the event last year. According to the Puget Sound Blood Center, nearly half of those donated blood during the attacks had never given before.



Quarterback Matt Hasselbeck wasn't the only one celebrating Dr. Seuss' birthday. As a part of the celebration, Hasselbeck read stories at Carriage Crest Elementary in Renton.


COMMUNITY OUTREACH

Hometown Huddle

In a league-wide day of community service called Hometown Huddle, all 32 NFL teams participate in a project that benefits a local United Way agency. Last year's project benefitted the Kinderling Center in Bellevue, Wash. which works with disabled, abused and medically fragile children and their families.

Players and staff planted flowers, and sanded and painted shelves and framed decorative tiles at the center.

Last year was the fourth year the Seahawks participated in the program. Players that participated were Walter Jones, James Williams, Rocky Bernard, Cedric Woodard, Kris Richard, Terreal Bierria, Ken Lucas, Doug Evans, Matt Hasselbeck, John Hilliard, Emmett Johnson, Dennis Norman and Anton Palepoi.



Cedric Woodard paints a shelf at the Kinderling Center as a part of Hometown Huddle.

Gatorade Junior Training Camps

The Seahawks have made a commitment to the athletic improvement and life skills development of the youth of the Pacific Northwest by holding football camps at a number of locations throughout the region. These four-hour camps, free to all boys and girls ages 8-16, feature numerous Seahawks alumni who teach basic football skills to all participants.

Camps are scheduled during the summer months and are held in Seattle and various cities in Central and Eastern Washington.

Former Seahawks player and Director of Player Programs, Nesby Glasgow, serves as camp director.



COMMUNITY OUTREACH


Pete Gross House

The Pete Gross House, which opened in November of 1999, is a 69-unit apartment complex providing housing for families undergoing treatment at the Fred Hutchinson Cancer Research Center. The Pete Gross House is also the location of the Hutch School, a fully accredited K through 12 school for cancer patients and their siblings.

This housing project is named after Pete Gross, the Seahawks play-by-play announcer from 1976-92, who succumbed to cancer in 1992 just three days after being inducted into the Seahawks Ring of Honor. The Seahawks took a very active roll in seeing this project through to completion and annually hold the "Pete Gross House Luncheon" to raise funds for the continued upkeep of the facility. The apartments have been at capacity since this housing development opened.



Former Seahawks safety Kenny Easley was inducted into the Ring of Honor during halftime of the Monday Night Football Game last year, and spent the next afternoon as the keynote speaker at the Pete Gross House Luncheon.



Fullback and 2001 Ed Block Courage Award Winner Mack Strong lost to fellow fullback Heath Evans in the Championship Sumo Wrestling match at the Childhaven Dinner/Auction.


Seahawks Courage House

Childhaven, an organization designed to assist abused or neglected children five years old or younger, was named the Seahawks Courage House in 1999. Last year, the team held the inaugural Seattle Seahawks Dinner/Auction to benefit Childhaven. The event raised approximately \$85,000 for their capital campaign.

COMMUNITY OUTREACH

Special Olympics Football Clinic

"Let me win; but if I cannot win, let me be brave in the attempt." This is the oath of the Special Olympics athletes and one which 100 hard-working and fiercely competitive athletes who are mentally and physically disabled take to heart when they participate in a football camp held by the Seahawks. During the one-hour clinic, held at the Seahawks practice facility, these athletes test their skills against Seahawks players who serve as coaches and mentors. Last year's camp was hosted by honorary coach, offensive lineman Chris Gray.



Offensive lineman Chris Gray served as the honorary coach for the Special Olympics Football Clinic.



Vice President of Community Outreach Mike Flood congratulates Seahawks High School Coach of the Year Curt Kramme.

High School Coach of the Week & Coach of the Year

In a program supported by the NFL, the Seahawks honor a local high school football coach each week during the football season. The coaches are selected by the WIAA (Washington Interscholastic Athletic Association) and winners are honored in a pregame ceremony at a home game at the end of the season. Each coach receives \$100 savings bond from Sterling Savings Bank, an Outback Steakhouse gift certificate, and a game ball signed by Coach Holmgren. The Coach of the Year also receives two round-trip tickets on Alaska Airlines, as well as the Jim Ennis Award.

This past season, Curt Kramme of Lynden High School in Lynden, Wash. was named the Seahawks High School Coach of the Year after his team posted a 10-2 record.

COMMUNITY OUTREACH

READY, SET, GOALS™

GIVING BACK IS NO. 1 PRIORITY


Ready, Set, Goals

Ready, Set, Goals is the Seahawks literacy program. Presented by Pacific Northwest Bank, this program is designed to enhance reading comprehension, writing and goal-setting skills in third through sixth grade students. Over 400 classrooms throughout the state of Washington participate in the program.


Created in partnership with the Office of Superintendent of Public Instruction in 1999, Ready, Set, Goals brings Seahawks players and Blitz directly into participating classrooms.

Each month during the school year, a player writes a story based around a goal he had set and achieved. The students then write stories about their own personal goals.

Five classrooms are chosen each month to participate in a live videoconference with the Seahawks player of the month. Participating players have included Shaun Alexander, J.P. Darche, Bobby Engram, Isaiah Kacyvenski, Matt Hasselbeck and Darrell Jackson.



Shaun Alexander and Blitz pose with Ready, Set, Goals participants for a public service announcement photo shoot.



Alex Bannister gives a pep talk to kids at the Practice with the Pros football camp in Vancouver, B.C.

Practice with the Pros

Practice with the Pros showcases the NFL/CFL Alliance grassroots initiatives. It provides Canadian boys and girls with an opportunity to participate in a non-contact skills clinic hosted by their favorite Seahawks and B.C. Lions football players.

The event is a one-day two-hour clinic held since 1997 in British Columbia.

There are skills such as passing, receiving, pass routes, proper running techniques, and kicking in the clinic.

Last spring, J.P. Darche, Dennis Norman, Isaiah Kacyvenski, Bobby Engram, Tony Scott, James Williams Alex Bannister, Tim Terry and Blitz participated in the clinic.

The event generates local marketing, public relations and goodwill for the Seahawks and the B.C. Lions.

COMMUNITY OUTREACH

VARIOUS GAMEDAY INCENTIVE PROGRAMS

Stats For Kids


Throughout the football season, there are a number of ways in which players can benefit local charities by raising their level of performance on the field. Programs have been developed that team up charities with sponsors who donate money based on game day performances. The program earned a grand total of \$270,292. Listed below are the programs which were in place during the 2002 football season:

First Downs For Kids

For every Seahawks first down, a donation was made to Boyer Children's Clinic. The program raised \$20,030.

Takeaway Cancer

For every Seahawks takeaway, a donation was made to Pete Gross House. The program raised \$7,320.



Anthony Simmons helped raise more than \$2,000 for the Make-A-Wish Foundation, who received a donation for every Seahawks tackle.

Touchdowns for Charity

For every Seahawks offensive touchdown, a donation was made to Big Brothers, Big Sisters. The program raised \$9,000.

SACK Attack

The Boys & Girls Clubs of King County received a donation every time the Seahawks sacked the opposing quarterback. The program raised \$30,000.

Run for Their Future

A donation was made to the Seahawks Academy for every Seahawks rushing yard. The program raised \$21,740.

Catches for Kids


Childhaven received a donation for every Seahawks reception. The program raised \$36,100.

Special Kicks - Field Goals & Punts

For every successful field goal and punt landing inside the 20-yard line, a donation was made to Camp Fire USA. The program raised \$144,100.

Tackles for Wishes

Make-A-Wish Foundation received a donation for every Seahawks tackle. The program raised \$2,002.



Koren Robinson's 78 receptions last year assisted in raising \$36,100 for Childhaven.

COMMUNITY OUTREACH

Community Quarterback Award

To recognize the thousands of incredible volunteers throughout the country, the NFL developed the Community Quarterback Award that pays tribute to 10 outstanding volunteers in each of the 32 NFL markets. The Seahawks had the difficult job of choosing ten volunteers from nearly 100 applicants. Of the ten volunteers selected, each of whom received a \$1,000 grant from the NFL, two individuals were chosen as runners-up and received an additional \$2,500 grant. One individual was selected as the Seahawks Community Quarterback award winner and received an additional \$10,000 for her charity.

The 2002 Seahawks Community Quarterback award winner was Beverly Underwood. Underwood serves as a volunteer for the American Red Cross where she works as a Disaster Mental Health instructor, training other mental health professionals to be American Red Cross volunteers around the country. She was instrumental in the response to the September 11 attacks, as well as the subsequent plane crash September 12 in Mexico that involved several local Husky fans. She has volunteered on disasters such as tornadoes in South Dakota and New York, hurricanes in New Jersey and Puerto Rico and floods in Iowa. Also, she led disaster mental health response to the Alaska Airlines Flight 261 disaster and she helped provide mental health services at the one year memorial held last year in California.



Beverly Underwood, center, was the winner out of ten finalists for the Seahawks Community Quarterback Award.



Gil Haskell sinks a short putt while Mike Holmgren watches.

Seahawks Celebrity Golf Classic presented by Virginia Mason

Held for the past 15 years, this annual golf tournament draws numerous Seahawks players, alumni and other area celebrities.

Participants golf with a celebrity and all proceeds raised during the tournament benefit the Seahawks Charitable Foundation which distributes funds to youth programs that enhance opportunities for participation in sports and fitness activities throughout the Pacific Northwest.

For the past three years, Mike Holmgren has served as the Honorary Chairman.


SEAHAWKS ACADEMY

SEAHAWKS ACADEMY DELIVERS HOPE AND COMMITMENT

The *Seahawks Academy*, founded in 1997, is a collaborative venture between Seattle Public Schools and Communities In Schools of Seattle. The Academy, located in Seattle's Central District, provides a special caring community for 85 middle school students. Emphasis is placed on discipline as well as one-on-one encouragement, to promote academic success in children who have struggled in other school programs.

Students, who wear Seahawks Academy uniforms, must commit to strict behavior contracts signed by the student and parents. The Academy's policies foster positive expectations and a "Seahawks Academy culture," teaching students to respect each other, teachers and themselves. Teachers emphasize individual instruction while insisting on adherence to schools rules. The thrust of the program is that every child must believe that he or she can succeed in school and in society by taking responsibility for their actions, applying themselves and cooperating with teachers and peers.


The Seahawks and the Academy's other corporate partners provide financial support to the school, as well as mentors for the students. Seahawks players visit with the students, encouraging them to succeed academically and socially. Darrell Jackson and Koren Robinson provided game tickets and the Seattle Seahawks provided promotional items as incentives for positive behavior. Community and national leaders have also spent time with the students, including Governor Gary Locke, and United States Secretary of Education Dr. Rod Paige.



Shaun Alexander participates in class at the Seahawks Academy.



Keith Miller serves breakfast at the Seahawks Academy Breakfast.



Academy students can't get enough of Shawn Springs who participated in Thanksgiving lunch at the Seahawks Academy.

BLITZ

Since 1998, life within Seattle has never been the same. It was that season that the Seattle Seahawks introduced their insanely wild new mascot, BLITZ. This overgrown blue bird has entertained millions of excited fans with his goofy props, crazy skits, dazzling acrobatics, and zany humor. He can be seen at every home game amidst the excitement, dancing aside the Sea Gals, or jetting amongst the crowd.

BLITZ also spends a tremendous amount of time sharing his energy in the community. Often found at children's hospitals, schools, charity events, parades, festivals, fundraisers and corporate gatherings, guests rave about his energetic performances. Whether signing autographs, doing magic tricks or an acrobatic routine, BLITZ does not disappoint.

BLITZ is no bird brain! He thoroughly enjoys his role as the keynote personality in the Seattle Seahawks nationally recognized literacy program, Ready, Set, Goals!, presented by Pacific Northwest Bank. BLITZ tours the state throughout the school year, visiting third through sixth grade students, encouraging and challenging them with their reading comprehension, writing skills, and goal-setting proficiency.




Blitz is ready for the 2003 season.




Blitz always brings smiles to kids.

Although he has been clumsy since hatching he's no chicken either. His favorite toys include a customized ATV, go cart and scooter. BLITZ enjoys anything fast enough to do something wild in. He also enjoys skydiving from airplanes at his favorite drop zone, bungee jumping from high in the clouds, zip lining and repelling, or lining up in enemy territory. Lock up your pets and hide your toys...Blitz is here to make some noise!



**M
I
S
C
E
L
L
A
N
E
O
U
S**

SEA GALS



Sea Gals Director Sherri Thompson


Twenty-eight women make up the Sea Gals, a sideline dance group that balances a busy schedule of practicing, performing and making public appearances in the community throughout the year.

Sherri Thompson, who has been involved with the Sea Gals since 1981 as a squad member (1981-83) and choreographer (1984-86) will begin her 17th year as director. Her assistant is Robin Houlbjerg, also a former Sea Gal.

In addition to numerous practices and game day performances, the Sea Gals are heavily involved in the community, donating much of their time to benefit local charities and organizations.

The Sea Gals hold an annual fund-raising event to provide Christmas presents for the women and children living at a local women's shelter.

The Sea Gals have also developed a "Show Group," a one-hour variety show that includes 50's, funk and disco dance routines. This group has twice performed in Hong Kong on an invitation from the Hong Kong Tourist Association. Information about the Sea Gals can be obtained by accessing www.seahawks.com or by calling (425) 827-9777.



The 2003 Sea Gals.

SEA HAWKERS 2003

Just as the Seattle Seahawks are entering 2003 with the renewed energy, the Sea Hawks Booster Club enters the new year with some energy of their own.

MEMBERSHIP

There is strength in numbers, and this year the Sea Hawks will be looking to attract a new legion of members. The Sea Hawks will be actively recruiting through membership drives, as well as an increased visibility in the media, in the stands, and in the community. Look for them at an event near you!

BENEFITS

In 2003, a Sea Hawks Membership Card will be your ticket to events not available to the general public. The Sea Hawks have always enjoyed "members-only" events: a BBQ at the Kirkland Headquarters, the annual Sea Hawks Spring Banquet at the stadium, and much more.


However, this year that list includes a Sea Hawks-only tailgate area at the Stadium Exhibition Center prior to each game.

CHARITY EVENTS

Since their inception in 1976, the Sea Hawks have been involved in helping charities throughout the community. This year the Sea Hawks will again support the Boyer's Children's Clinic "Thunder Ride", and many other Seahawks supported charity events.

The Sea Hawks expect to do great things in 2003. Join us and be part of the fun!

Call us at 1-888-Hawk-Fan or visit us in the Fan Zone at www.Seahawks.com.




The Sea Hawks have been cheering for the Seahawks since their inception in 1976.

SEAHAWKS PRO SHOP

Located inside the stadium, the Seahawks Pro Shop features official sideline product and the best selection of Seahawks merchandise available. Shoppers will find everything from Seahawks sweatshirts to water bottles, as well as their favorite player's jersey.

During the season, fans are encouraged to come meet their favorite player at the weekly autograph sessions. For the best selection of Seahawks merchandise online, fans can also shop seahawks.com and visit the Pro Shop Online. For more information fans can call 206-682-2900.



First-round draft pick Marcus Trufant signs autographs at the Pro Shop.

SEAHAWKS ALUMNI

KEEPING THE SEAHAWKS LEGACY ALIVE

Seahawks alumni continue to make their mark off the playing field by making various appearances year after year.

After giving their heart and soul during their playing days with the Seahawks and the National Football League, they continue that drive and urgency off the field well after their professional playing days are over.



Seahawks alumni in the state of Washington made over two hundred appearances in 2002. Those visits ranged from community celebrations to check presentations and everything in between.

Former players like Charle Young, (TE, 1983-85), Sam Adkins (QB, 1977-82), Blair Bush (C, 1983-88), Randall Morris (RB, 1984-88), and Manu Tuiasosopo (DT, 1979-83) all participated in community events that left lasting impressions on everyone involved.

Seahawks alumni are also successful in business and politics as well.

Steve Largent (WR, 1976-89) is the lone Seahawks player in the NFL Hall of Fame and has made his mark in national politics as a U.S. Congressman in the 1st District of the State of Oklahoma. In 2002, his run for Governor of Oklahoma was unsuccessful, but he continues to make a difference with community organizations.

His 13,089 yards and 100 touchdowns made him an instant choice for the prestigious honor in his first year of eligibility. He is in the Seahawks Ring of Honor (1989) and was recently inducted in the Washington Sports Hall of Fame.



Kenny Easley

League team in Virginia. His three interceptions versus the San Diego Chargers in October 1984 still ties a Seahawks record. Last season, Easley became only the sixth player to be inducted into the Seahawks Ring of Honor.

Nesby Glasgow, a 14-year NFL veteran (Seahawks, 1988-92) is the Seahawks Director of Player Programs/Alumni.

Under his leadership, the Alumni have established relationships with various marketing partners. Those relationships helped establish junior football camps for kids, ages 8-16, that are held in various cities throughout Washington.

Seahawks Ring of Honor inductee Jacob Green, (DE, 1980-91), gives back to the community year in and year out.

Green, the Seahawks' all-time sack leader with 116.0, is the celebrity host of a golf outing each year. The Jacob Green Charity Golf Classic benefits the Fred Hutchinson Cancer Research Center and has raised over a million dollars since 1988.

Steve Raible (WR, 1976-81) an original member of the Seahawks, now enters his 22nd season as a color analyst for KIRO Radio. He can also be seen each week night on Fox Sports Net Northwest.


Sam McCullum (WR, 1976-81), is the president and owner of Meat Distributors and Central Food Sales in Kirkland and Renton, Wash. McCullum ranks in three receiving categories: pass receptions, receiving yards, and receiving touchdowns. He now supplies meat to restaurants, hotels, and schools in Washington.

Kenny Easley (S, 1981-87) completed his third year of owning the Norfolk Nighthawks, an Arena Football


SEAHAWKS ALUMNI




Chris Warren played for the Seahawks from 1990-97 and ended his Seattle career as the team's all-time leading rusher with 6,706 yards and second all-time with 1,559 carries and 44 touchdowns.



John L. Williams played for the Seahawks from 1986-93 and finished as the team's third all-time leading receiver with 471 receptions and fourth with 4,151 yards, tops among Seattle running backs.



Dave Krieg played for the Seahawks from 1980-91 and ended his Seattle playing career as the club's all-time leader in passing attempts (3,576), completions (2,096), yards (26,132) and touchdowns (195).



Norm Johnson played for the Seahawks from 1982-90 and ended his Seattle career as the team's all-time leading scorer with 810 points. He is also the team's record holder with 159 field goals made.

2003 BROADCASTING

TELEVISION

Seahawks Broadcasting is the in-house production and syndication unit of the Seattle Seahawks. Now in its fifth year, Seahawks Broadcasting produces some of the most-watched and critically acclaimed sports broadcasts in the Pacific Northwest region including the first NFL team broadcast of a game in HDTV.

SEAHAWKS TELEVISION NETWORK

Kick off the 2003 season with the Seahawks preseason telecast on The Seahawks Television Network. Catch all the action produced by the back-to-back Emmy nominated Seahawks Broadcasting. Check Seahawks.com for the Seahawks Television Network affiliate in your area.

PRESEASON FOOTBALL

Seahawks 2003 continues with an excellent schedule of preseason games:

Saturday, August 9	San Diego Chargers	7:00 p.m. PT	FOX Sports Net
Friday, August 15	at Indianapolis Colts	5:00 p.m. PT	FOX Sports Net
Saturday, August 23	Kansas City Chiefs	7:00 p.m. PT	FOX Sports Net
Friday, August 29	at Denver Broncos	7:00 p.m. PT	FOX Sports Net

STEVE RAIBLE - PLAY-BY-PLAY

Steve temporarily steps away from his job as radio analyst to handle play-by-play duties on Seahawks preseason television for the second time this season. A five-time local Emmy award winner, Raible has covered the Olympic Games and presidential campaigns for KIRO-7 News, in addition to broadcasting numerous sporting events including: Sea Fair, international sporting events and Arena Football. Steve is entering his 22nd season as the game analyst for the Seahawks Radio Network.

WARREN MOON - ANALYST

Warren returns for his 3rd year as part of the Seahawks Television Network team. Since setting records as professional football's all-time leading passer, Moon has broadcast games for CBS Radio and FOX Sports Net.

In 1989, he established the Crescent Moon Foundation to raise money for college academic scholarships in Seattle, Los Angeles, Houston and Minneapolis. Inducted into the Canadian Football Hall Of Fame in 2001, Warren resides in the Los Angeles Area and has four children: Joshua, Chelsea, Blair, and Jeffrey.

The Seahawks Television Network continues each week of the season with The Mike Holmgren Show and Seahawks Insider.

"THE MIKE HOLMGREN SHOW"

Join Head Coach Mike Holmgren and "The Voice of the Seahawks" Brian Davis every week on the Seahawks Television Network. They'll analyze last week's game and preview this week's opponent with exclusive insights from the head coach. Check Seahawks.com for stations, dates and times.

"SEAHAWKS INSIDER"

This fast-paced half-hour show features an unprecedented behind-the-scenes look at the team, players, and organization. Meet Seahawks players, coaches and team officials in an informational and insightful magazine-style program hosted by "The Voice of the Seahawks", Brian Davis. Catch *Seahawks Insider* Saturday @ 10:00 AM on ESPN2 (Comcast Cable in Seattle) and across the Seahawks Television Network (check Seahawks.com for stations, dates and times).

2003 BROADCASTING

RADIO BROADCAST

GAME DAY

Seahawks Radio is the best way to stay in-touch with the team throughout the season. Produced by Seahawks Broadcasting, our Game Day schedule begins with *The Home Depot Pregame Huddle* followed by the game broadcast, concluding with a one-hour post-game show.

"SEAHAWKS HUDDLE"

The Seahawks Huddle, the club's weekly radio show is hosted by Brian Davis. Seahawks Huddle can be heard on 710 KIRO every Thursday from 7-9 p.m., check seahawks.com for dates. Beginning July 3 and concluding December 30, this show offers an inside look at the Seahawks and the NFL and features Seahawks players, coaches and guests from around the NFL.

BRIAN DAVIS - PLAY-BY-PLAY

In his fourth season as "The Voice of the Seahawks," Brian Davis has established himself as one of the most distinctive voices in the National Football League. Davis weaves his love of the game and a strong rapport with players, coaches and his on-air partners into a high-energy combination of information, insight and good humor. "I want our fans to see the game on the radio," Davis says, "and have a good time while they're 'watching'."

An award-winning broadcaster during a long and successful career in Chicago, Davis has built on that record in the Pacific Northwest. Davis has received multiple nominations for local Emmys, as well as Soundies from The Puget Sound Radio Broadcasters Association.

Davis previously hosted radio broadcasts for the Chicago Bears. On television, he handled basketball and football play-by-play for DePaul University, Conference USA, the Big 10 and the Mid-American Conference. He was the voice of Major League Soccer's Chicago Fire. His work has appeared on Fox Sports Net and ESPN Regional Television.

A graduate of Northwestern University, Davis was a regular on CBS Radio and host of Chicago Blackhawks radio broadcasts.

Chairman of the Board of the Seahawks Academy, Davis is active in the club's Community Outreach effort, making hundreds of appearances before school and business groups as well as charity events throughout the region. A "slow but avid" runner, Brian lives in Bellevue with his wife, Judy, daughter, Ilona, and son, Evan.



Radio Broadcast Team: (L to R) Steve Raible and Brian Davis

STEVE RAIBLE - ANALYST

Steve Raible returns for his 22nd year in the radio booth as broadcast color analyst. An original member of the Seahawks, Raible played wide receiver from 1976-81. Following his football career, Steve joined KIRO-TV where he has won five local Emmy Awards including two for "Best Anchor". He currently anchors KIRO-7 Eyewitness News at 5:00, 6:30 and 11:00.

One of the Northwest's favorite masters of ceremonies, Steve has twice been honored with the United Way Community Service Award and was recently named Outstanding Role Model of 2000 by Big Brothers/Big Sisters. He is also a 2001 recipient of the prestigious NCAA Silver Anniversary Award along with former Seahawks teammate, Steve Largent. A graduate of Georgia Tech, Steve lives in Enumclaw with his wife, Sharon.

2003 BROADCASTING

TELEVISION NETWORK

	Station	Network
Washington		
Seattle	T.B.D.	T.B.D.
Spokane	KAYU - 28	FOX
Tri-Cities	KFFX - 66	FOX
Yakima	KCYU - 68	FOX
Alaska		
Anchorage	KIMO - 13	ABC
Fairbanks	KATN - 2	ABC
Juneau	KJUD - 8	ABC
Oregon		
Bend	KFXO - 39**	FOX
Bend	KPDX - 49#	UPN
Eugene	KEZI - 9**	ABC
Eugene	Comcast - 14#	Cable
Klamath Falls	KDKF - 31**	ABC
Medford	KDRV - 12**	ABC
Portland	KPTV - 12**	FOX
Portland	KPDX - 49#	UPN
Idaho		
Boise	KNIN TV - 9**	UPN



Key

** - Preseason Only


- Weekly Shows Only

RADIO NETWORK

Station	Frequency	Station	Frequency
Washington			
Aberdeen	KDUX 104.7 FM	Oregon	
Bellingham	KPUG 1170 AM	Albany	KRKT 990 AM
Centralia	KMNT 102.9 FM	Astoria	KAST 1370 AM
Cofax	KMAX 840 AM	Portland	KXL 750 AM
Colville	KCVL 1240 AM	Eugene	KPNW 1120 AM
Ellensburg	KXLE 1240 AM	Salem	KYKN 1430 AM
Everett	KRKO 1380 AM	Idaho	
Forks	KVAC 1490 AM	Coeur d'Alene	KVNI 1080 AM
Grand Coulee	KEYG 98.5 FM	Lewiston	KRLC 1350 AM
Longview	KEDO 1400 AM	Alaska	
Long Beach	KKEE 94.3 FM	Cordova	KLAM 1450 AM
Moses Lake	KBSN 1470 AM	Haines	KRSA 94.9 FM
Mt. Vernon	KBRC 1430 AM	Juneau	KINY 800 AM
Olympia	KGW 1240 AM	Petersburg	KRSA 580 AM
Omak	KOMW 680 AM	Sitka	KRSA 94.9 FM
Port Angeles	KONP 1450 AM	Wrangell	KRSA 94.9 FM
Prosser	KZXR 1310 AM	Nevada	
Seattle	KIRO 710 AM	Las Vegas	KRLV 1340 AM
Shelton	KMAS 1030 AM	Reno	KPPT 630 AM
Spokane	KXLY 920 AM	British Columbia	
Tri-Cities	KONA 610 AM	Vancouver	CKST 1040 AM
Walla Walla	KUJ 1420 AM		
Wenatchee	KPQ 560 AM		
Yakima	KIT 1280 AM		

SEAHAWKS STADIUM

AND EXHIBITION CENTER



Last year, Seahawks Stadium hosted the first Monday Night Football game in ten years.



The new home of the Seattle Seahawks sits 67,000 fans with the capabilities to expand to 72,000 seats.

In 1996, Paul G. Allen obtained an option to purchase the Seattle Seahawks and launched a campaign to win public support for a new world-class football/soccer stadium and exhibition center. Six years later, the dream became reality as the Seahawks opened the 2002 preseason against the Indianapolis Colts in new Seahawks Stadium. The facility, built atop of the site of the Kingdome, is not only home to the Seahawks, but the stadium accommodates many levels of soccer competition, including Major League Soccer, amateur, international, World Cup and collegiate soccer.

Seahawks Stadium is designed with a 67,000 seat capacity, with 5,000 additional seats available for special events, and 1,400 seats for fans with disabilities. With a roof covering 70 percent of the seating area, fans will enjoy wide, comfortable seats with sideline seating a mere 52 feet from the playing field and end-zone seats just 40 feet from the action. The facility also features a dozen elevators and expansive concourses with an ample provision of concessions stands and restrooms.

In addition to having perfect views of the field and surrounding areas, fans experience elements of diversity and culture in part of the Stadium Art Program. In 1998, a request for qualifications yielded a total of 254 responses from around the United States and Canada. After reviewing the full range of submissions, 12 artists and projects were selected. Today, the stadium includes nearly \$2 million worth of art.

For more information about the Seahawks new home, go to seahawkstadium.com.



Fireworks helped celebrate the inaugural season of Seahawks Stadium.

SEAHAWKS STADIUM FACTS & FIGURES

- * 67,000 fixed seats - can be expanded to 72,000
- * 63 restrooms (799 toilets/364 urinals) - twice as many as the Kingdome
- * 1,400 seats for people with disabilities and their companions - compared to 70 at the Kingdome
- * 10,000 cubic yards of concrete - equal to a 3' sidewalk from Seattle to Boise, ID
- * 3,756 miles of cable - could reach from Seattle to just beyond the Panama Canal
- * 841 televisions
- * 12 elevators - compared to three at the Kingdome
- * The FieldTurf production used more than 35,000 recycled ground-up tennis shoes and 30,000 recycled ground up tires
- * 50 Concession stands/47 Beer Concessions - twice as many per person as the Kingdome
- * The roof contains 5,700 tons of steel - equal to 35 Statues of Liberty or 1,000 Orca whales
- * The roof is 760 feet long - the same as three Boeing 747's parked end-to-end
- * The roof is 210,000 square feet - enough to cover 3.5 football fields
- * 100% of the concrete from the Kingdome was processed and recycled (50% built into Seahawks Stadium)
- * Wide concourses offer outstanding views of the Seattle skyline, Safeco Field, the Cascades and Mt. Rainier, Puget Sound and the Olympic Mountains.
- * There is a 2,000 car garage - part of 6,500 spaces near the Seahawks Stadium.

STADIUM FUNDING

The \$430 million facility will be owned by the public and funded by a private-public partnership. Private contributions will total at least \$130 million, while the public will contribute up to \$300 million through a lottery and a variety of taxes generated by events in the stadium/exhibition center.

A breakdown of the funding package:

\$130 million private investment led by Paul Allen

\$127 million from new, sports related games, similar to the Mariners' baseball-themed scratch games

\$101 million in sales taxes collected in King County attributable to events in the stadium/exhibition center

\$56 million from facility admission and parking taxes

\$15 million from extending King County's share of the existing hotel-motel tax

\$1 million per year of in-kind advertising for the new lottery games will be provided by Paul Allen

All excess stadium revenues will fund youth athletic facilities throughout

Washington State in addition to a \$10 million contribution from Paul Allen

\$14 million of the public contribution will come from interest earned on the \$50 million private contribution from Paul Allen

Paul Allen has agreed to pay for any construction cost overruns

As an added measure, the debt on the Kingdome will be retired, freeing property taxes for other purposes

FIRST & GOAL

In June of 1997, Washington State voters approved a funding package to build a new football/soccer stadium and exhibition center. With that, Paul G. Allen and Football Northwest created First & Goal, an entity that represents the interests of the Seattle Seahawks in the construction of the new stadium.

KINGDOME

The KINGDOME was originally located on 35.9 ACRES. Due to construction of the new parking garage and exhibition center the acreage is now 23.9 acres.

The Kingdome had the LARGEST CONCRETE ROOF IN THE WORLD - 7.85 acres. A new roof and ceiling was completed in 1994. The new ceiling had improved acoustics through the use of a spray on cellulose material.

The building itself, contained 52,800 cubic yards of concrete and 443 TONS of structural steel.

It was 250 FEET HIGH and 660 FEET ACROSS to the inside walls making it wider than the Space Needle is tall.

The Kingdome hosted FOOTBALL, SOCCER, BASEBALL, BASKETBALL, TENNIS, VOLLEYBALL, RODEOS, MOTOR SPORTS, CONCERTS, MEETINGS and TRADE & CONSUMER shows of all types.

The Kingdome boasted the 43rd largest facility exhibition space in North America.

More than 72 MILLION PEOPLE entered the Kingdome through a variety of entertainment over 23 years.

Over 3,250 major events were held and many hundreds of smaller special events.

The largest event attendance at the Kingdome was 74,000, set on May 14, 1976 during a BILLY GRAHAM CRUSADE.

ORIGINAL COST, including property, was \$67 million; another \$47 million in capital improvements was added over the years. The remaining debt on both the original cost and capital improvements is \$57 million.

The roof and ceiling renovation was \$70 MILLION.

The total debt on the Kingdome is \$127

TOP 10 MOMENTS*

NOVEMBER 7, 1976

First home win versus the Atlanta Falcons

NOVEMBER 16, 1981

First regular season victory over San Diego on Monday Night Football after eight straight previous defeats

DECEMBER 24, 1983

First home playoff win versus the Denver Broncos

NOVEMBER 4, 1984

NFL record four interceptions returned for touchdowns against the Kansas City Chiefs

DECEMBER 2, 1984

Clinched a playoff berth with a 38-17 win over Detroit

DECEMBER 22, 1984

Eliminated defending Super Bowl Champion Los Angeles Raiders in

the AFC Wild Card Game at the Kingdome

OCTOBER 6, 1986

Steve Largent breaks the NFL record for consecutive games with a pass reception against San Diego on Monday Night Football

DECEMBER 11, 1988

Seahawks score on their first six possessions in a 42-17 victory over the Denver Broncos/Largent hit on Mike Harden.

NOVEMBER 30, 1992

Play-by-play announcer Pete Gross is inducted into the Seahawks Ring of Honor

NOVEMBER 3, 1996

John Friesz threw for 323 yards, the first 300-yard passing game since 1990 in a 23-16 win over the Houston Oilers

million with the majority of it due to be retired in the year 2016.

ANNUAL PAYMENTS of \$6.3 million are received from a 2% hotel/motel room tax and a 1% rental car tax. This pays for the original construction, the roof and ceiling repair and millions of dollars in improvements.

The stadium employed 70 full-time staff and up to 1,200 part-time event personnel.

At one point, the Kingdome was home to four professional sports-BASEBALL, FOOTBALL, BASKETBALL and SOCCER (Seattle Sounders).

The Kingdome was imploded on March 26, 2000.

* Top 10 Moments as voted on by Seahawks fans via the team's official web site, www.seahawks.com, prior to the final regular season game played on December 26, 1999.



HUSKY STADIUM

The SEATTLE SEAHAWKS played their entire 2000 and 2001 home schedule at HUSKY STADIUM. With the demolition of the Kingdome and creation of the new football stadium, the Seahawks looked to the home of the Washington Huskies for the 2000 and 2001 NFL seasons.

Seating capacity at Husky Stadium for Seahawks games was 68,589, with nearly 70 percent of those seats between the endzones.

The Seahawks played three regular season and two preseason games at the stadium in 1994, when ceiling tiles fell from the Kingdome's roof.

Built in 1902 at a cost of \$600,000, the stadium's initial capacity was 30,000. The stadium officially opened on November 27, 1920, when Dartmouth defeated the University of Washington, 28-7.

Capacity was increased to 40,000 in 1936

and again to 55,000 in 1950. The second of these upgrades included roof-covered seats in the south stands and cost \$1.7 million.


The current press box was originally constructed as part of the 1950 expansion.

An additional 4,000 seats were added in 1968, to take capacity to 59,000.

Husky Stadium became just the second stadium to don AstroTurf, when it replaced the original natural grass in 1968. The University of Washington supplied more than 200 pairs of shoes for opponents, due to the rarity of the surface.

The turf was replaced in 1972, 1977, 1987, 1995, and new FieldTurf was laid down in 2000.

Seating capacity increased one more time in 1987, in a \$13 million project.



TEAM HEADQUARTERS

On June 18, 1986, the Seattle Seahawks moved into their office and training headquarters adjacent to Northwest College in Kirkland, Washington.

The two-story building went through major renovation that were completed in 1999, to create a first-class facility. The lower-level houses meeting rooms, locker rooms for the players and coaches, training and equipment rooms as well as an expanded strength and conditioning area.

Upstairs houses the administrative offices, coaches offices, and conference rooms.

The Seahawks are able to practice on three regulation fields, two natural grass and one artificial turf. The original turf field was replaced by a new one in 1997. That field is then covered by an inflatable bubble as the weather worsens.

To reach the headquarters from Seattle, take Highway 520 East and exit at the Kirkland Exit. Go right onto Northrup Way and left onto 108th Avenue NE (next light). Follow 108th for approximately one mile and turn right onto NE 53rd St. Continue

to the top of the hill, passing the player and staff entrance on your left. Turn left at top of the hill into the visitor's parking area.

From the Eastside, take Highway 520 West from I-405 and exit onto 108th Avenue NE. Turn right at the stop sign at the end of the exit and proceed up the hill on 108th. Go approximately one mile to NE 53rd Street and turn right. Turn left at top of the hill into the visitor's parking area.

From Southbound on I-405, take the N.E. 70th Street Exit. Take a left at N.E. 72nd Place and another left at 108th Avenue N.E. Go approximately one mile to NE 53rd Street and turn left. Turn left at top of the hill into the visitor's parking area.

From Sea-Tac Airport, follow the signs to I-405 North. Exit onto Highway 520 Westbound (Seattle) after 20-25 minutes. Take Highway 520 from I-405 and exit onto 108th Avenue NE. Turn right at the stop light at the end of the exit and proceed up the hill on 108th. Go approximately one mile to NE 53rd Street and turn right. Turn left at top of the hill into the visitor's parking area.

2003-2004 KEY DATES

NATIONAL FOOTBALL LEAGUE CALENDAR

2003

- Mid-July Preseason training camps open. Clubs not permitted to open official preseason camp earlier than July 5. Veteran players cannot be required to report earlier than 15 days prior to club's first pre-season game or July 15, whichever is later. The July 15 date is not applicable to clubs playing five pre-season games. Except for quarterbacks and "injured" players, veterans cannot participate in any organized football activity for 10 days prior to mandatory reporting date.
- July 15 On or after this date a club that extends an existing Player Contract for a Franchise Player shall not be deemed to have utilized its Franchise Player designation for the period of the extension.
- July 15 Deadline for a player who has practiced and/or played in a minor league in 2003 to sign in the NFL without being required to clear Procedural Recall waivers.
- July 17 Clubs with more than six original NFLEL exemptions must reduce to six exemptions no later than 4 p.m., New York time. Clubs may also begin to name their bonus exemptions.
- July 22* Signing period ends at 4 p.m., New York time, for Unrestricted Free Agents to whom a June 1 tender was made by Old Club, and for Transition Players. After this date and through 4 p.m., New York time, on November 11, Old Club has exclusive negotiating rights to these players.
*or the first scheduled day of the first NFL training camp, whichever is later.
- August 1-4 Hall of Fame Weekend.
- August 2 American Bowl, Tokyo, Japan: New York Jets vs. Tampa Bay.
- August 4 Hall of Fame Game, Canton, Ohio: Green Bay vs. Kansas City.
- August 5 If a Drafted Rookie has not signed with his club by this date, he may not be traded to any other club in 2003.
- August 5 Deadline for players under contract to report to earn a season of free agency credit.
- August 7-11 First Preseason Weekend.
- August 9-13 Deadline for club to provide written notice to certain unsigned players and the NFLPA of its intent to place them on the Exempt List if they fail to report no later than one day prior to the club's second pre-season game. Any player who fails to report prior to the deadline will be ineligible to play or receive compensation for at least three games (preseason or regular season) from the time that he reports.
- August 26 Roster cut-down to maximum of 65 players on Active List by 4 p.m., New York time.
- August 27 All tryouts on this date and for the remainder of the season must be reported to the League office.

- August 31 Roster cut-down to maximum of 53 players on Active/Inactive List by 4 p.m., New York time. Clubs may dress minimum of 42 and maximum of 45 players and Third Quarterback for each regular season and post-season game.
- August 31 Simultaneously with the cut-down to 53, clubs that have players in the categories of Active/Physically Unable to Perform or Active/Non-Football Injury or Illness must take one of the following options: place player on Reserve/Physically Unable to Perform or Reserve/Non-Football Injury or Illness, whichever is applicable; ask waivers; terminate; trade; or continue to count him on Active List.
- September 1 Claims on players placed on waivers at the final roster reduction will expire at 12 noon, New York time.
- September 1 After 12 noon, New York time, clubs may establish a Practice Squad of five players by signing free agents who do not have an accrued season of free agency credit or who were on the 45-player Active List for less than nine regular season games during their only Accrued Season(s). A player cannot participate on the Practice Squad for more than two seasons.
- September 3 Beginning at 4 p.m., New York time, Team Salary includes all players receiving compensation under their 2003 contracts. Top 51 rule is no longer in effect.
- September 4-8 Regular Season opens.
- September 23 Priority on multiple waiver claims is now based on the current season's standing.
- October 14 Beginning the day after the conclusion of the sixth regular season weekend and continuing through the day after the conclusion of the ninth regular season weekend, clubs are permitted to begin practicing players on Reserve/Physically Unable to Perform and Reserve/Non-Football Injury or Illness for a period not to exceed 21 days. Players may be activated during the 21-day practice period or until 4 p.m., New York time, on the day after the conclusion of the 21-day period.
- October 14 All trading ends at 4 p.m., New York time.
- November 3 Deadline at 4 p.m., New York time, for an increase in a player's 2003 Salary to be counted as Salary for the current year. Any notice of an increase in a player's 2003 Salary received by the NFLMC after this deadline will be treated as a Signing Bonus.
- November 11 Signing period ends at 4 p.m., New York time, for Franchise Players who are eligible to receive Offer Sheets.
- November 11 Deadline for clubs to sign by 4 p.m., New York time, their unsigned Franchise and Transition Players, including Franchise Players who were eligible to receive Offer Sheets until this date. If still unsigned after this date, such players are prohibited from playing in NFL in 2003.
- November 11 Deadline for clubs to sign by 4 p.m., New York time, their Unrestricted Free Agents to whom June 1 tender was made. If still unsigned after this date, such players are prohibited from playing in NFL in 2003.
- November 11 Deadline for clubs to sign by 4 p.m., New York time, their Restricted Free Agents to whom June 1 tender was made. If such players remain unsigned, they are prohibited from playing in NFL in 2003.

- November 11 Deadline for clubs to sign Drafted players by 4 p.m., New York time. If such players remain unsigned, they are prohibited from playing in NFL in 2003.
- November 28 Deadline for reinstatement of players in Reserve List categories of Retired, Did Not Report, and Exclusive Rights, and of players who were placed on Reserve/Left Squad in a previous season.
- December 26 Deadline for waiver requests in 2003, except for "special waiver requests" which have a 10-day claiming period, with termination or assignment delayed until after the Super Bowl.
- December 29 Clubs may begin signing free agent players for the 2004 season.

2004

- January 3-4 Wild Card Playoff Games.
- January 10-11 Divisional Playoff Games.
- January 18 AFC and NFC Championship Games.
- January 24 Senior Bowl, Mobile, Alabama.
- February 1 Super Bowl XXXVIII, Houston, Texas.
- February 8 AFC-NFC Pro Bowl, Honolulu, Hawaii.
- February 10 First day clubs can designate Franchise or Transition players.
(Tentative)
- February 18-24 Combine Timing and Testing, RCA Dome, Indianapolis, Indiana.
- February 24 Waiver system begins for 2004. Waivers will expire on the first business
(Tentative) day of the new League Year. Players with at least four previous pension-credited seasons that a club desires to terminate are not subject to the waiver system until after the trading deadline.
- February 24 Deadline at 4 p.m., New York time, for clubs to designate Franchise and Transition
Players.
- March 2 Deadline for submission of Qualifying Offers by clubs to their Restricted
(Tentative) Free Agents whose contracts have expired and to whom they desire to retain a Right of First Refusal/Compensation.
- March 2 Deadline for clubs to submit offer of minimum salary to retain exclusive
(Tentative) negotiating rights to their players with fewer than three seasons of free agency credit whose contracts have expired.
- March 3 Free Agency period begins.
(Tentative)

TICKET INFORMATION

The Seahawks ticket offices are located inside Seahawks Stadium. Fans may purchase tickets in person at the stadium's ticket windows, by phone or via seahawks.com. Questions during the week may be directed to one of the following offices:

Ticket Operations

(206) 682-2800

Ticket Sales

1-888-NFL-HAWK

(1-888-635-4295)



2003 NFL PRESEASON SCHEDULE

HALL OF FAME WEEKEND

AUGUST 2-4

- AUG 2..... AMERICAN BOWL, TOKYO, JAPAN
- AUG 3..... NEW YORK JETS VS TAMPA BAY
- AUG 4.... HALL OF FAME GAME, CANTON, OH
- GREEN BAY VS KANSAS CITY

WEEK 1, AUGUST 7-11

- AUG 7..... NY GIANTS AT NEW ENGLAND
- AUG 8..... TAMPA BAY AT MIAMI
- AUG 8..... ST LOUIS AT OAKLAND
- AUG 9..... PITTSBURGH AT DETROIT
- AUG 9..... GREEN BAY AT ATLANTA
- AUG 9..... BUFFALO AT BALTIMORE
- AUG 9..... WASHINGTON AT CAROLINA
- AUG 9..... JACKSONVILLE AT MINNESOTA
- AUG 9..... CLEVELAND AT TENNESSEE
- AUG 9..... INDIANAPOLIS AT CHICAGO
- AUG 9..... DENVER AT HOUSTON
- AUG 9..... SAN FRANCISCO AT KANSAS CITY
- AUG 9..... SAN DIEGO AT SEATTLE
- AUG 10..... CINCINNATI AT NEW YORK JETS
- AUG 11..... PHILADELPHIA AT NEW ORLEANS
- AUG 11..... DALLAS AT ARIZONA

WEEK 2, AUGUST 14-18

- AUG 14..... OAKLAND AT SAN FRANCISCO
- AUG 15..... GREEN BAY AT CLEVELAND
- AUG 15..... MIAMI AT JACKSONVILLE
- AUG 15..... SEATTLE AT INDIANAPOLIS
- AUG 15..... CAROLINA AT NY GIANTS
- AUG 15..... HOUSTON AT DALLAS
- AUG 16..... BUFFALO AT TENNESSEE
- AUG 16..... DETROIT AT CINCINNATI
- AUG 16..... PHILLY AT PITTSBURGH
- AUG 16..... NEW ENGLAND AT WASHINGTON
- AUG 16..... BALTIMORE AT ATLANTA
- AUG 16..... NEW ORLEANS AT NY JETS
- AUG 16..... DENVER AT CHICAGO

- AUG 16..... MINNESOTA AT KANSAS CITY
- AUG 16..... ARIZONA AT SAN DIEGO
- AUG 18..... TAMPA BAY AT ST. LOUIS

WEEK 3, AUGUST 21-25

- AUG 21..... DALLAS AT PITTSBURGH
- AUG 21..... CHICAGO AT ARIZONA
- AUG 22..... ATLANTA AT MIAMI
- AUG 22..... NEW ENGLAND AT PHILLY
- AUG 22..... MINNESOTA AT OAKLAND
- AUG 23..... ST. LOUIS AT BUFFALO
- AUG 23..... CLEVELAND AT DETROIT
- AUG 23..... TENNESSEE AT CINCINNATI
- AUG 23..... BALTIMORE AT WASHINGTON
- AUG 23..... NY JETS AT NY GIANTS
- AUG 23..... JACKSONVILLE AT TAMPA BAY
- AUG 23..... CAROLINA AT GREEN BAY
- AUG 23..... SAN DIEGO AT HOUSTON
- AUG 23..... NEW ORLEANS AT SAN FRANCISCO
- AUG 23..... KANSAS CITY AT SEATTLE
- AUG 25..... INDIANAPOLIS AT DENVER

WEEK 4, AUGUST 27-31

- AUG 27..... CHICAGO AT NEW ENGLAND
- AUG 28..... DETROIT AT BUFFALO
- AUG 28..... NY JETS AT PHILLY
- AUG 28..... WASHINGTON AT JACKSONVILLE
- AUG 28..... NY GIANTS AT BALTIMORE
- AUG 28..... ATLANTA AT CLEVELAND
- AUG 28..... HOUSTON AT TAMPA BAY
- AUG 28..... OAKLAND AT DALLAS
- AUG 28..... TENNESSEE AT GREEN BAY
- AUG 28..... ARIZONA AT MINNESOTA
- AUG 28..... MIAMI AT NEW ORLEANS
- AUG 28..... KANSAS CITY AT ST. LOUIS
- AUG 29..... SEATTLE AT DENVER
- AUG 29..... PITTSBURGH AT CAROLINA
- AUG 29..... CINCINNATI AT INDIANAPOLIS
- AUG 29..... SAN FRANCISCO AT SAN DIEGO

PRIME TIME SCHEDULE

Thursday, September 4	New York Jets at Washington (ABC)	9:00p
Sunday, September 7	Oakland at Tennessee (ESPN)	7:30p
Monday, September 8	Tampa Bay at Philadelphia (ABC)	9:00p
Sunday, September 14	Chicago at Minnesota (ESPN)	7:30p
Monday, September 15	Dallas at New York Giants (ABC)	9:00p
Sunday, September 21	Buffalo at Miami (ESPN)	8:30p
Monday, September 22	Oakland at Denver (ABC)	7:00p
Sunday, September 28	Indianapolis at New Orleans (ESPN)	7:30p
Monday, September 29	Green Bay at Chicago (ABC)	8:00p
Sunday, October 5	Cleveland at Pittsburgh (ESPN)	8:30p
Monday, October 6	Indianapolis at Tampa Bay (ABC)	9:00p
Sunday, October 12	San Francisco at Seattle (ESPN)	5:30p
Monday, October 13	Atlanta at St. Louis (ABC)	8:00p
Monday, October 20	Kansas City at Oakland (ABC)	6:00p
Sunday, October 26	Buffalo at Kansas City (ESPN)	7:30p
Monday, October 27	Miami at San Diego (ABC)	6:00p
Sunday, November 2	Green Bay at Minnesota (ESPN)	7:30p
Monday, November 3	New England at Denver (ABC)	7:00p
Sunday, November 9	Baltimore at St. Louis (ESPN)	7:30p
Monday, November 10	Philadelphia at Green Bay (ABC)	8:00p
Sunday, November 16	Dallas at New England (ESPN)	8:30p
Monday, November 17	Pittsburgh at San Francisco (ABC)	6:00p
Sunday, November 23	Washington at Miami (ESPN)	8:30p
Monday, November 24	New York Giants at Tampa Bay (ABC)	9:00p
Sunday, November 30	Tampa Bay at Jacksonville (ESPN)	8:30p
Monday, December 1	Tennessee at New York Jets (ABC)	9:00p
Sunday, December 7	Carolina at Atlanta (ESPN)	8:30p
Monday, December 8	St. Louis at Cleveland (ABC)	9:00p
Sunday, December 14	New York Giants at New Orleans (ESPN)	7:30p
Monday, December 15	Philadelphia at Miami (ABC)	9:00p
Saturday, December 20	New England at New York Jets (ESPN)	8:30p
Sunday, December 21	Denver at Indianapolis (ESPN)	8:30p
Monday, December 22	Green Bay at Oakland (ABC)	6:00p
Saturday, December 27	Philadelphia at Washington (ESPN)	8:30p
Sunday, December 28	Pittsburgh at Baltimore (ESPN)	8:30p

2003 NFL SCHEDULE

(All times local)

THURSDAY, SEPTEMBER 4 (FIRST WEEKEND) (OPEN DATE: NONE)

1. NY JETS AT WASHINGTON 1:00p

SUNDAY, SEPTEMBER 7

2. NEW ENGLAND AT BUFFALO 1:00p
3. JACKSONVILLE AT CAROLINA 1:00p
4. DENVER AT CINCINNATI 1:00p
5. INDIANAPOLIS AT CLEVELAND 1:00p
6. ARIZONA AT DETROIT 1:00p
7. MINNESOTA AT GREEN BAY 12:00p
8. SAN DIEGO AT KANSAS CITY 12:00p
9. HOUSTON AT MIAMI 1:00p
10. ST. LOUIS AT NEW YORK GIANTS 1:00p
11. BALTIMORE AT PITTSBURGH 1:00p
12. ATLANTA AT DALLAS 3:15p
13. CHICAGO AT SAN FRANCISCO 1:15p
14. NEW ORLEANS AT SEATTLE 1:15p
15. OAKLAND AT TENNESSEE 7:30p

MONDAY, SEPTEMBER 8

16. TAMPA BAY AT PHILADELPHIA 9:00p

SUNDAY, SEPTEMBER 14 (SECOND WEEKEND) (OPEN DATE: NONE)

17. WASHINGTON AT ATLANTA 1:00p
18. CLEVELAND AT BALTIMORE 1:00p
19. DETROIT AT GREEN BAY 12:00p
20. TENNESSEE AT INDIANAPOLIS 12:00p
21. BUFFALO AT JACKSONVILLE 1:00p
22. PITTSBURGH AT KANSAS CITY 12:00p
23. HOUSTON AT NEW ORLEANS 12:00p
24. MIAMI AT NEW YORK JETS 1:00p
25. SAN FRANCISCO AT ST. LOUIS 12:00p
26. SEATTLE AT ARIZONA 1:05p
27. CAROLINA AT TAMPA BAY 4:05p
28. CINCINNATI AT OAKLAND 1:15p
29. NEW ENGLAND AT PHILLY 4:15p
30. DENVER AT SAN DIEGO 1:15p
31. CHICAGO AT MINNESOTA 7:30p

MONDAY, SEPTEMBER 15

32. DALLAS AT NEW YORK GIANTS 9:00p

**SUNDAY, SEPTEMBER 21
(THIRD WEEKEND)**
(OPEN DATES: CAROLINA, CHICAGO,
DALLAS, PHILADELPHIA)

33.	TAMPA BAY AT ATLANTA	1:00p
34.	PITTSBURGH AT CINCINNATI	1:00p
35.	MINNESOTA AT DETROIT	1:00p
36.	KANSAS CITY AT HOUSTON	12:00p
37.	JACKSONVILLE AT INDIANAPOLIS	12:00p
38.	NY JETS AT NEW ENGLAND	1:00p
39.	NEW ORLEANS AT TENNESSEE	12:00p
40.	GREEN BAY AT ARIZONA	1:05p
41.	ST. LOUIS AT SEATTLE	1:05p
42.	NY GIANTS AT WASHINGTON	4:05p
43.	BALTIMORE AT SAN DIEGO	1:15p
44.	CLEVELAND AT SAN FRANCISCO	1:15p
45.	BUFFALO AT MIAMI	8:30p

MONDAY, SEPTEMBER 22

46.	OAKLAND AT DENVER	7:00p
-----	-------------------	-------

**SUNDAY, SEPTEMBER 28
(FOURTH WEEKEND)**
(OPEN DATES: MIAMI, NY GIANTS,
SEATTLE, TAMPA BAY)

47.	KANSAS CITY AT BALTIMORE	1:00p
48.	PHILADELPHIA AT BUFFALO	1:00p
49.	ATLANTA AT CAROLINA	1:00p
50.	CINCINNATI AT CLEVELAND	1:00p
51.	JACKSONVILLE AT HOUSTON	12:00p
52.	SAN FRANCISCO AT MINNESOTA	12:00p
53.	TENNESSEE AT PITTSBURGH	1:00p
54.	ARIZONA AT ST. LOUIS	12:00p
55.	NEW ENGLAND AT WASHINGTON	1:00p
56.	SAN DIEGO AT OAKLAND	1:05p
57.	DETROIT AT DENVER	2:15p
58.	DALLAS AT NEW YORK JETS	4:15p
59.	INDIANAPOLIS AT NEW ORLEANS	7:30p

MONDAY, SEPTEMBER 29

60.	GREEN BAY AT CHICAGO	8:00p
-----	----------------------	-------

**SUNDAY, OCTOBER 5
(FIFTH WEEKEND)**
(OPEN DATES: BALTIMORE, HOUSTON,
NY JETS, ST LOUIS)

61.	MINNESOTA AT ATLANTA	1:00p
62.	CINCINNATI AT BUFFALO	1:00p
63.	NEW ORLEANS AT CAROLINA	1:00p
64.	OAKLAND AT CHICAGO	12:00p
65.	ARIZONA AT DALLAS	12:00p
66.	SEATTLE AT GREEN BAY	12:00p
67.	DENVER AT KANSAS CITY	12:00p
68.	TENNESSEE AT NEW ENGLAND	1:00p
69.	MIAMI AT NEW YORK GIANTS	1:00p
70.	SAN DIEGO AT JACKSONVILLE	4:05p
71.	WASHINGTON AT PHILADELPHIA	4:15p
72.	DETROIT AT SAN FRANCISCO	1:15p
73.	CLEVELAND AT PITTSBURGH	8:30p

MONDAY, OCTOBER 6

74.	INDIANAPOLIS AT TAMPA BAY	9:00p
-----	---------------------------	-------

**SUNDAY, OCTOBER 12
(SIXTH WEEKEND)**
(OPEN DATES: CINCINNATI, DETROIT,
MINNESOTA, SAN DIEGO)

75.	OAKLAND AT CLEVELAND	1:00p
76.	PHILADELPHIA AT DALLAS	12:00p
77.	KANSAS CITY AT GREEN BAY	12:00p
78.	CAROLINA AT INDIANAPOLIS	12:00p
79.	MIAMI AT JACKSONVILLE	1:00p
80.	NY GIANTS AT NEW ENGLAND	1:00p
81.	CHICAGO AT NEW ORLEANS	12:00p
82.	HOUSTON AT TENNESSEE	12:00p
83.	TAMPA BAY AT WASHINGTON	1:00p
84.	BALTIMORE AT ARIZONA	1:15p
85.	PITTSBURGH AT DENVER	2:15p
86.	BUFFALO AT NEW YORK JETS	4:15p
87.	SAN FRANCISCO AT SEATTLE	5:30p

MONDAY, OCTOBER 13

88.	ATLANTA AT ST LOUIS	8:00p
-----	---------------------	-------

**SUNDAY, OCTOBER 19
(SEVENTH WEEKEND)**
(OPEN DATES: ARIZONA, INDIANAPOLIS,
JACKSONVILLE, PITTSBURGH)

89.	NEW ORLEANS AT ATLANTA	1:00p
90.	WASHINGTON AT BUFFALO	1:00p
91.	TENNESSEE AT CAROLINA	1:00p
92.	BALTIMORE AT CINCINNATI	1:00p
93.	SAN DIEGO AT CLEVELAND	1:00p
94.	DALLAS AT DETROIT	1:00p
95.	NEW ENGLAND AT MIAMI	1:00p
96.	DENVER AT MINNESOTA	12:00p
97.	PHILADELPHIA AT NY GIANTS	1:00p
98.	GREEN BAY AT ST. LOUIS	12:00p
99.	NEW YORK JETS AT HOUSTON	3:05p
100.	TAMPA BAY AT SAN FRANCISCO	1:15p
101.	CHICAGO AT SEATTLE	1:15p

MONDAY, OCTOBER 20

102.	KANSAS CITY AT OAKLAND	6:00p
------	------------------------	-------

**SUNDAY, OCTOBER 26
(EIGHTH WEEKEND)**
(OPEN DATES: ATLANTA, GREEN BAY,
OAKLAND, WASHINGTON)

103.	DENVER AT BALTIMORE	1:00p
104.	DETROIT AT CHICAGO	12:00p
105.	SEATTLE AT CINCINNATI	1:00p
106.	TENNESSEE AT JACKSONVILLE	1:00p
107.	NY GIANTS AT MINNESOTA	12:00p
108.	CLEVELAND AT NEW ENGLAND	1:00p
109.	CAROLINA AT NEW ORLEANS	12:00p
110.	ST. LOUIS AT PITTSBURGH	1:00p
111.	DALLAS AT TAMPA BAY	1:00p
112.	SAN FRANCISCO AT ARIZONA	2:05p
113.	HOUSTON AT INDIANAPOLIS	4:15p
114.	NY JETS AT PHILADELPHIA	4:15p
115.	BUFFALO AT KANSAS CITY	7:30p

MONDAY, OCTOBER 27

116.	MIAMI AT SAN DIEGO	6:00p
------	--------------------	-------

**SUNDAY, NOVEMBER 2
(NINTH WEEKEND)**

**(OPEN DATES: BUFFALO, CLEVELAND,
KANSAS CITY, TENNESSEE)**

117.	JACKSONVILLE AT BALTIMORE	1:00p
118.	SAN DIEGO AT CHICAGO	12:00p
119.	WASHINGTON AT DALLAS	12:00p
120.	OAKLAND AT DETROIT	1:00p
121.	CAROLINA AT HOUSTON	12:00p
122.	INDIANAPOLIS AT MIAMI	1:00p
123.	NY GIANTS AT NY JETS	1:00p
124.	NEW ORLEANS AT TAMPA BAY	1:00p
125.	CINCINNATI AT ARIZONA	2:05p
126.	PITTSBURGH AT SEATTLE	1:05p
127.	PHILADELPHIA AT ATLANTA	4:15p
128.	ST. LOUIS AT SAN FRANCISCO	1:15p
129.	GREEN BAY AT MINNESOTA	7:30p

MONDAY, NOVEMBER 3

130.	NEW ENGLAND AT DENVER	7:00p
------	-----------------------	-------

**SUNDAY, NOVEMBER 9
(TENTH WEEKEND)**

**(OPEN DATE: DENVER, NEW ENGLAND,
NEW ORLEANS, SAN FRANCISCO)**

131.	TAMPA BAY AT CAROLINA	1:00p
132.	HOUSTON AT CINCINNATI	1:00p
133.	CHICAGO AT DETROIT	1:00p
134.	INDY AT JACKSONVILLE	1:00p
135.	CLEVELAND AT KANSAS CITY	12:00p
136.	ATLANTA AT NY GIANTS	1:00p
137.	ARIZONA AT PITTSBURGH	1:00p
138.	MIAMI AT TENNESSEE	12:00p
139.	SEATTLE AT WASHINGTON	1:00p
140.	MINNESOTA AT SAN DIEGO	1:05p
141.	BUFFALO AT DALLAS	3:15p
142.	NEW YORK JETS AT OAKLAND	1:15p
143.	BALTIMORE AT ST. LOUIS	7:30p

MONDAY, NOVEMBER 10

144.	PHILADELPHIA AT GREEN BAY	8:00p
------	---------------------------	-------

**SUNDAY, NOVEMBER 16
(ELEVENTH WEEKEND)**

145.	HOUSTON AT BUFFALO	1:00p
146.	WASHINGTON AT CAROLINA	1:00p
147.	ST. LOUIS AT CHICAGO	12:00p
148.	KANSAS CITY AT CINCINNATI	1:00p
149.	ARIZONA AT CLEVELAND	1:00p
150.	BALTIMORE AT MIAMI	1:00p
151.	ATLANTA AT NEW ORLEANS	12:00p
152.	NY GIANTS AT PHILADELPHIA	1:00p
153.	JACKSONVILLE AT TENNESSEE	12:00p
154.	SAN DIEGO AT DENVER	2:05p
155.	NY JETS AT INDIANAPOLIS	4:05p
156.	MINNESOTA AT OAKLAND	1:15p
157.	DETROIT AT SEATTLE	1:15p
158.	GREEN BAY AT TAMPA BAY	4:15p
159.	DALLAS AT NEW ENGLAND	8:30p

MONDAY, NOVEMBER 17

160.	PITTSBURGH AT SAN FRANCISCO	6:00p
------	-----------------------------	-------

**SUNDAY, NOVEMBER 23
(TWELFTH WEEKEND)**

161.	SEATTLE AT BALTIMORE	1:00p
162.	INDIANAPOLIS AT BUFFALO	1:00p
163.	PITTSBURGH AT CLEVELAND	1:00p
164.	CAROLINA AT DALLAS	12:00p
165.	SAN FRANCISCO AT GB	12:00p
166.	NEW ENGLAND AT HOUSTON	12:00p
167.	DETROIT AT MINNESOTA	12:00p
168.	JACKSONVILLE AT NY JETS	1:00p
169.	NEW ORLEANS AT PHILLY	1:00p
170.	ST. LOUIS AT ARIZONA	2:05p
171.	CHICAGO AT DENVER	2:05p
172.	TENNESSEE AT ATLANTA	4:15p
173.	OAKLAND AT KANSAS CITY	3:15p
174.	CINCINNATI AT SAN DIEGO	1:15p
175.	WASHINGTON AT MIAMI	8:30p

MONDAY, NOVEMBER 24

176.	NY GIANTS AT TAMPA BAY	9:00p
------	------------------------	-------

**THURSDAY, NOVEMBER 27
(THIRTEENTH WEEKEND)**

177.	GREEN BAY AT DETROIT	12:30p
178.	MIAMI AT DALLAS	3:05p

SUNDAY, NOVEMBER 30

179.	SAN FRANCISCO AT BALTIMORE	1:00p
180.	PHILADELPHIA AT CAROLINA	1:00p
181.	ARIZONA AT CHICAGO	12:00p
182.	ATLANTA AT HOUSTON	12:00p
183.	NEW ENGLAND AT INDY	1:00p
184.	BUFFALO AT NEW YORK GIANTS	1:00p
185.	CINCINNATI AT PITTSBURGH	1:00p
186.	MINNESOTA AT ST. LOUIS	12:00p
187.	NEW ORLEANS AT WASHINGTON	4:05p
188.	DENVER AT OAKLAND	1:15p
189.	KANSAS CITY AT SAN DIEGO	1:15p
190.	CLEVELAND AT SEATTLE	1:15p
191.	TAMPA BAY AT JACKSONVILLE	8:30p

MONDAY, DECEMBER 1

192.	TENNESSEE AT NEW YORK JETS	9:00p
------	----------------------------	-------

**SUNDAY, DECEMBER 7
(FOURTEENTH WEEKEND)**

193.	CINCINNATI AT BALTIMORE	1:00p
194.	SAN DIEGO AT DETROIT	1:00p
195.	CHICAGO AT GREEN BAY	12:00p
196.	HOUSTON AT JACKSONVILLE	1:00p
197.	SEATTLE AT MINNESOTA	12:00p
198.	TAMPA BAY AT NEW ORLEANS	12:00p
199.	WASHINGTON AT NY GIANTS	1:00p
200.	DALLAS AT PHILADELPHIA	1:00p
201.	OAKLAND AT PITTSBURGH	1:00p
202.	INDIANAPOLIS AT TENNESSEE	12:00p
203.	ARIZONA AT SAN FRANCISCO	1:05p
204.	NEW YORK JETS AT BUFFALO	4:15p
205.	KANSAS CITY AT DENVER	2:15p
206.	MIAMI AT NEW ENGLAND	4:15p
207.	CAROLINA AT ATLANTA	8:30p

MONDAY, DECEMBER 8

208.	ST LOUIS AT CLEVELAND	9:00p
------	-----------------------	-------

**SUNDAY, DECEMBER 14
(FIFTEENTH WEEKEND)**

209.	MINNESOTA AT CHICAGO	12:00p
210.	SAN FRANCISCO AT CINCINNATI	1:00p
211.	ATLANTA AT INDIANAPOLIS	1:00p
212.	DETROIT AT KANSAS CITY	12:00p
213.	JACKSONVILLE AT NE	1:00p
214.	PITTSBURGH AT NY JETS	1:00p
215.	SEATTLE AT ST. LOUIS	12:00p
216.	HOUSTON AT TAMPA BAY	1:00p
217.	BUFFALO AT TENNESSEE	12:00p
218.	DALLAS AT WASHINGTON	1:00p
219.	CLEVELAND AT DENVER	2:05p
220.	BALTIMORE AT OAKLAND	1:05p
221.	CAROLINA AT ARIZONA	2:15p
222.	GREEN BAY AT SAN DIEGO	1:15p
223.	NY GIANTS AT NEW ORLEANS	7:30p

MONDAY, DECEMBER 15

224.	PHILADELPHIA AT MIAMI	9:00p
------	-----------------------	-------

**SATURDAY, DECEMBER 20
(SIXTEENTH WEEKEND)**

225.	ATLANTA AT TAMPA BAY	1:30p
226.	KANSAS CITY AT MINNESOTA	4:00p
227.	NEW ENGLAND AT NY JETS	8:30p

SUNDAY, DECEMBER 21

228.	MIAMI AT BUFFALO	1:00p
229.	DETROIT AT CAROLINA	1:00p
230.	WASHINGTON AT CHICAGO	12:00p
231.	BALTIMORE AT CLEVELAND	1:00p
232.	NEW YORK GIANTS AT DALLAS	12:00p
233.	TENNESSEE AT HOUSTON	12:00p
234.	NEW ORLEANS AT JAX	1:00p
235.	CINCINNATI AT ST. LOUIS	12:00p
236.	SAN DIEGO AT PITTSBURGH	4:05p
237.	SAN FRANCISCO AT PHILLY	4:15p
238.	ARIZONA AT SEATTLE	1:15p
239.	DENVER AT INDIANAPOLIS	8:30p

MONDAY, DECEMBER 22

240.	GREEN BAY AT OAKLAND	6:00p
------	----------------------	-------

**SATURDAY, DECEMBER 27
(SEVENTEENTH WEEKEND)**

241.	BUFFALO AT NEW ENGLAND	1:30p
242.	SEATTLE AT SAN FRANCISCO	2:00p
243.	PHILADELPHIA AT WASHINGTON	8:30p

SUNDAY, DECEMBER 28

244.	JACKSONVILLE AT ATLANTA	1:00p
245.	CLEVELAND AT CINCINNATI	1:00p
246.	ST. LOUIS AT DETROIT	1:00p
247.	INDIANAPOLIS AT HOUSTON	12:00p
248.	CHICAGO AT KANSAS CITY	12:00p
249.	NEW YORK JETS AT MIAMI	1:00p
250.	DALLAS AT NEW ORLEANS	12:00p
251.	TAMPA BAY AT TENNESSEE	12:00p
252.	MINNESOTA AT ARIZONA	2:05p
253.	CAROLINA AT NY GIANTS	4:05p
254.	DENVER AT GREEN BAY	3:15p
255.	OAKLAND AT SAN DIEGO	1:15p
256.	PITTSBURGH AT BALTIMORE	8:30p

POSTSEASON

Saturday, Jan. 3	Wild Card Playoffs
Sunday, Jan. 4	Wild Card Playoffs
Saturday, Jan. 10	Divisional Playoffs
Sunday, Jan. 11	Divisional Playoffs
Sunday, Jan. 18	Championship Games
Sunday, Feb. 1	Super Bowl XXXVIII Reliant Stadium, Houston, Texas (CBS)
Sunday, Feb. 8	AFC-NFC Pro Bowl Honolulu, Hawaii

2003 OPPONENTS



SAN DIEGO CHARGERS
Head Coach: Marty Schottenheimer
Stadium: Qualcomm Stadium

AUG. 9
Public Relations: Bill Johnston
Phone: 858/874-4500



INDIANAPOLIS COLTS
Head Coach: Tony Dungy
Stadium: RCA Dome

AUG. 15
Public Relations: Craig Kelley
Phone: 317/297-2658



KANSAS CITY CHIEFS
Head Coach: Dick Vermeil
Stadium: Arrowhead Stadium

AUG. 23
Public Relations: Bob Moore
Phone: 816/920-9300



DENVER BRONCOS
Head Coach: Mike Shanahan
Stadium: Invesco Field at Mile High

AUG. 29
Public Relations: Jim Saccomano
Phone: 303/649-9000



NEW ORLEANS SAINTS
Head Coach: Jim Haslett
Stadium: Louisiana Superdome

SEPT. 7
Public Relations: Greg Bensel
Phone: 504/733-0255



ARIZONA CARDINALS
Head Coach: Dave McGinnis
Stadium: Sun Devil Stadium

SEPT. 14/DEC. 21
Public Relations: Paul Jensen
Phone: 602/379-0101



ST. LOUIS RAMS
Head Coach: Mike Martz
Stadium: Edward Jones Dome

SEPT. 21/DEC. 14
Public Relations: Duane Lewis
Phone: 314/982-7267



GREEN BAY PACKERS
Head Coach: Mike Sherman
Stadium: Lambeau Field

OCT. 5
Public Relations: Jeff Blumb
Phone: 920/496-5700



SAN FRANCISCO 49ERS
Head Coach: Dennis Erickson
Stadium: 3Com Park

OCT. 12/DEC. 27
Public Relations: Kirk Reynolds
Phone: 408/562-4949



CHICAGO BEARS
Head Coach: Dick Jauron
Stadium: Soldier Field

OCT. 19
Public Relations: Scott Hagel
Phone: 847/295-6600



CINCINNATI BENGALS
Head Coach: Marvin Lewis
Stadium: Paul Brown Stadium

OCT. 26
Public Relations: Jack Brennan
Phone: 513/621-3550



PITTSBURGH STEELERS
Head Coach: Bill Cowher
Stadium: Heinz Field

NOV. 2
Public Relations: Ron Wahl
Phone: 412/432-7800



WASHINGTON REDSKINS
Head Coach: Steve Spurrier
Stadium: FedEx Field

NOV. 9
Public Relations: Michelle Tessier
Phone: 703/877-2000



DETROIT LIONS
Head Coach: Steve Mariucci
Stadium: Ford Field

NOV. 16
Public Relations: Matt Barnhart
Phone: 313/216-4000



BALTIMORE RAVENS
Head Coach: Brian Billick
Stadium: Ravens Stadium

NOV. 23
Public Relations: Chad Steele
Phone: 410/654-6200



CLEVELAND BROWNS
Head Coach: Butch Davis
Stadium: Browns Stadium

NOV. 30
Public Relations: Todd Stewart
Phone: 440/891-5000



MINNESOTA VIKINGS
Head Coach: Mike Tice
Stadium: Metrodome

DEC. 7
Public Relations: Bob Hagan
Phone: 952/828-6500

MEDICAL GLOSSARY

AC JOINT-- Acromioclavicular joint; joint of the shoulder where acromion process of the scapula and the distal end of the clavicle meet, most shoulder separations occur at this point.

ABDUCT-- Movement of any extremity away from the midline of the body. This action is achieved by an abductor muscle.

ABRASION-- Any injury which rubs off the surface of the skin.

ABCESS-- An infection which produces pus; can be the result of a blister, callus, penetration wound or laceration.

ABDDUCT-- Movement of an extremity toward the midline of the body. This action is achieved by an adductor muscle.

ADHESION-- Abnormal adherence of collagen fibers to surrounding structures during immobilization following trauma or as a complication of surgery which restricts normal elasticity of the structures involved.

AEROBIC-- Exercise in which energy needed is supplied by oxygen inspired and is required for sustained periods of vigorous exercise with a continually high pulse rate.

ANABOLIC STEROIDS-- Steroids that promote tissue growth by creating protein in an attempt to enhance muscle growth. The main anabolic steroid is testosterone.

ANAEROBIC-- Exercise without use of oxygen as an energy source; short of bursts of vigorous exercises.

ANAPHYLACTIC SHOCK-- Shock that is caused by an allergic reaction.

ANTERIOR COMPARTMENT SYNDROME-- Condition in which swelling within the anterior compartment of the lower leg jeopardizes the viability of muscles, nerves and arteries that serve the foot. In severe cases, emergency surgery is necessary to relieve the swelling and pressure.

ANTERIOR CRUCIATE LIGAMENT (ACL)-- A primary stabilizing ligament within the center of the knee joint that prevents hyperextension and excessive rotation of the joint. A complete tear of the ACL necessitating reconstruction could require up to 12 months of rehabilitation.

ANTERIOR TALOFIBULAR LIGAMENT-- A ligament of the ankle that connects the fibula (lateral ankle bone) to the talus. This ligament is oft times subject to sprain.

ANTI-INFLAMMATORY-- Any agent which prevents inflammation, such as aspirin or ibuprofen.

ANTERIOGRAM-- A film demonstrating arteries after injection of a dye.

ARHROGRAM-- X-ray technique for joints using air and/or dye injected into the affected area; useful in diagnosing meniscus tears of the knee and rotator cuff tears of the shoulder.

ANTHROSCOPE-- An instrument used to visualize the interior of a joint cavity.

ARTHROSCOPY-- A surgical examination of the internal structures of a joint by means for viewing through an arthroscope. An arthroscopic procedure can be used to remove or repair damaged tissue or as a diagnostic procedure in order to inspect the extent of any damage or confirm a diagnosis.

ASPIRATION-- The withdrawal of fluid from a body cavity by means of a suction or siphonage apparatus, such as a syringe.

ATROPHY-- To shrivel or shrink from disuse, as in muscular atrophy.

AVASULAR NECROSIS-- Death of a part due to lack of circulation.

AVULSION-- The tearing away, forcibly, of a part or structure.

BAKER'S CYST-- Localized swelling of a bursa sac in the posterior knee as a result of fluid that has escaped from a knee capsule. A Baker's cyst indicates that there is a trauma inside the knee joint that leads to excessive fluid production.

BONE SCAN-- An imagine procedure in which a radioactive-labeled substance is injected into the body to determine the status of a bony injury. If the radioactive substance is taken up the bone at the injury site, the injury will show as a "hot spot" on the scan image. The bone scan is particularly useful in the diagnosis of stress fractures.

BRACHIAL PLEXUS-- Network of nerves originating form the cervical vertebrae and running down to the shoulder, arm, hand, and fingers.

BRUISE-- A discoloration of the skin due to to an extravasation of blood into the underlying tissues.

BURSA-- A fluid-filled sac that is located in areas where friction is likely to occur, then minimizes the friction; for example between a tendon and bone.

CAPSULE-- An enclosing structure which surrounds the joint and contains ligaments which stabilize that joint.

CARTILAGE-- Smooth, slippery substance preventing two ends of bones from rubbing together and grating.

CAT SCAN-- Use of a computer to produce a cross sectional view of the anatomical part being investigated from X-ray data.

CELLULITIS-- Inflammation of cellular or connective tissue.

CERVICAL VERTEBRAE-- Group of seven vertebrae located in the neck.

CHARLEY HORSE-- A contusion or bruise to any muscle resulting in intramuscular bleeding. No other injury should be called a charley horse.

COLLES' FRACTURE-- A fracture of the distal end of the radius with the lower end being displaced backward.

CONCENTRIC MUSCLE CONTRACTION-- A shortening of the muscle as it develops tension and contracts to move a resistance.

CONCUSSION-- Jarring injury of the brain resulting in dysfunction. It can be graded as mild, moderate or severe depending on loss of consciousness, amnesia and loss of equilibrium.

CONTUSION-- An injury to a muscle and tissues caused by a blow from a blunt object.

CORTICAL STEROIDS-- Used to suppress joint inflammation.

COSTOCHONDRAL-- Cartilage that separates the bones within the rib cage.

CRYOKINETICS-- Treatment with cold and movement.

CRYOTHERAPY-- A treatment with the use of cold.

CYST-- Abnormal sac containing liquid or semi-solid matter.

DEGENERATIVE JOINT DISEASE-- Changes in the joint surface as a result of repetitive trauma.

DELTOID LIGAMENT-- Ligament that connects the tibia to bones of the medial aspect of the foot and is primarily responsible for stability of the ankle on the medial side. Is sprained less frequently than other ankle ligaments.

DELTOID MUSCLE-- Muscles at top of the arm, just below the shoulder, responsible for shoulder motions to the front, side and back.

DISC, INTERVERTEBRAL-- A flat, rounded plate between each vertebrae of the spine. The disc consists of a thick fiber ring which surrounds a soft gel-like interior. It functions as a cushion and shock absorber for the spinal column.

DISLOCATION-- Complete displacement of joint surfaces.

ECCENTRIC MUSCLE CONTRACTION-- An overall lengthening of the muscles as it develops tension and contracts to control motion performed by an outside force; oft times referred to as a "negative" contraction in weight training.

ECCYMOYSIS-- Bleeding into the surface tissue below the skin, resulting in a "black and blue" effect.

EDEMA-- Accumulation of fluid in organs and tissues of the body; swelling.

EFFUSION-- Accumulation of fluid, in various spaces in the body, or the knee itself. Commonly, the knee has an effusion after an injury.

ELECTRICAL GALVANIC STIMULATION (EGS)-- An electrical therapeutic modality that sends a current to the body at select voltages and frequencies in order to stimulate pain receptors, disperse edema, or neutralize muscle spasms among other functional applications.

ELECTROMYOGRAM (EMG)-- Test to determine nerve function.

EPICONDYLITIS-- Inflammation in the elbow due to overuse.

ETHYL CHLORIDE-- "Cold spray," a chemical coolant sprayed onto an injury site to procedure a local, mild anesthesia.

FAT PERCENTAGE-- The amount of body weight that is adipose, fat tissue. Fat percentages can be calculated by underwater weighing, measuring select skinfold thickness, or by analyzing electrical impedance.

FEMUR-- Thigh bone; longest bone in the body.

FIBULA-- Smaller of the two bones in the lower leg; runs from knee to the ankle along the outside

of the lower leg.

FLEXIBILITY-- The ability of muscle to relax and yield to stretch forces.

FLEXIBILITY EXERCISE-- General term used to describe exercise performed by an athlete to passively or actively elongate soft tissue without the assistance of an athletic trainer.

FRACTURE-- Breach of continuity of a bone. Types of fractures include simple, compound, comminuted, greenstick incomplete, impacted, longitudinal, oblique, stress, or transverse.

GAMEKEEPER'S THUMB-- Tear of the ulnar collateral ligament of the metacarpophalangeal joint of the thumb.

GLYCOGEN-- Form in which foods are stored in the body as energy.

GRADE ONE INJURY-- A mild injury in which ligament, tendon, or other musculoskeletal tissue may have been stretched or contused, but not torn or otherwise disrupted.

GRADE TWO INJURY-- A moderate injury when musculoskeletal tissue has been partially, but not totally, torn which causes appreciable limitation in function of the injured tissue.

GRADE THREE INJURY-- A severe injury in which tissue has been significantly, and in some cases totally, torn or otherwise disrupted causing a virtual total loss of function.

HAMSTRING-- Category of muscle that runs from the buttocks to the knee along the back of the thigh. It functions to flex the knee, and is oft times injured as a result of improper conditioning or lack of muscle flexibility.

HEAT CRAMPS-- Painful muscle spasms of the arms or legs caused by excessive body heat and depletion of fluids and electrolytes.

HEAT EXHAUSTION-- Mild form of shock due to dehydration because of excessive sweating when exposed to heat and humidity.

HEAT STROKE-- Condition of rapidly rising internal body temperature that overwhelms the body's mechanisms off release of heat and could result in death if not cared for appropriately.

HEEL CUP-- Orthotic device that is inserted into the shoe and worn under the heel to give support to the Achilles tendon and help absorb impacts at the heel.

HEMATOMA-- Tumor-like mass produced by an accumulation of coagulated blood in a cavity.

HOT PACK-- Chemical pack that rests in water, approximately 160 degrees, and retains its heat for 15-20 minutes when placed in a towel for general therapeutic application.

HUMERUS-- Bone of the upper arm that runs from the shoulder to the elbow.

HYDROTHERAPY-- Treatment using water.

HYPEREXTENSION-- Extreme extension of a limb or body part.

ILLIOTIBIAL BAND-- A thick, wide fascial layer that runs from the iliac crest to the knee joint and is occasionally inflamed as a result of excessive running.

INFLAMMATION-- The body's natural response to injury in which the injury site might display various degrees of pain, sweating, heat, redness and/or loss of function.

INTERNAL ROTATION-- Rotation of a joint or extremity medially, to the inside.

LESION-- Wound, injury or tumor.

LIGAMENT-- Bands of fibrous tissue that connects bone to bone, or bone to cartilage and supports and strengthens joints.

LUMBAR VERTEBRAE-- Five vertebrae of the lower back that articulate with the sacrum to form the lumbosacral joint.

MAGNETIC RESONANCE IMAGING (MRI)-- Imaging procedure in which a radio frequency pulse causes certain electrical elements of the injured tissue to react to this pulse and through this process a computer display and permanent film establish a visual image. MRI does not require radiation and is very useful in the diagnosis of soft tissue, disc, and meniscus injuries.

MENISCECTOMY-- An intra-articular surgical procedure of the knee by which all or part of the damaged meniscus is removed.

METACARPALS-- Five long bones of the hand, running from the wrist to the fingers.

METATARSALS-- Five long bones of the foot, running from the ankle to the toes.

MYOSITIS-- Inflammation of a muscle.

NECROTIC-- Relating to death of a portion of tissue.

NEOPRENE-- Lightweight rubber used in joint and muscle sleeves designed to provided support and/or insulation and heat retention to the area.

ORTHOTIC-- Any device applied to or around the body in the care of physical impairment or dis-

ability, commonly used to control foot mechanics.

PARSTHESIA-- Sensation of numbness or tingling, indicating nerve irritation.

PATELLA-- The knee cap.

PATELLA TENDINITIS-- Inflammation of the patella ligament; also known as "jumpers knee."

PATELLOFEMORAL JOINT-- Articulation of the knee cap and femur. Inflammation of this joint can occur through; 1) acute injury to the patella, 2) overuse from excessive running particularly if there is an associated knee weakness, 3) chronic wear and tear of the knee, 4) as a result of poor foot mechanics. Patellofemoral irritation can lead to chondromalacia, which in its most chronic condition, could require surgery.

PERONEAL MUSCLES-- Group of muscles of the lateral lower leg that are responsible for exerting the knee. Tendons of these three muscles are vital to the stability of the ankle and foot.

PHALANX-- Any bone of the fingers or toes; plural is phalanges.

PHLEBITIS-- An inflammation of a vein.

PLICA-- Fold of tissue in the joint capsule and common result of a knee injury.

POSTERIOR CRUCIATE LIGAMENT (PCL)-- A primary stabilizing ligament of the knee that provides significant stability and prevents displacement of the tibia backward within the knee joint. A complete tear of this ligament necessitating reconstruction would require up to 12 months of rehabilitation.

QUADRICEPS MUSCLES-- Commonly referred to as "quads." A group of four muscles of the front thigh that run from the hip and form a common tendon at the patella; they are responsible for knee extension.

RADIOGRAPHY-- Taking X-rays.

RADIUS-- Forearm bone on the thumb side.

RECONSTRUCTION-- Surgical rebuilding of a joint using natural, artificial or transplanted materials.

REFERRED PAIN-- Pain felt in an undamaged area of the body away from the actual injury.

RETRACTION-- The moving of tissue to expose a part or structure of the body.

ROTATOR CUFF-- Comprised of four muscles in the shoulder area that can be irritated by over use. The muscles are the supraspinatus (most commonly injured), infraspinatus, teres minor, and subscapularis.

ROTATOR CUFF IMPINGEMENT SYNDROME-- A microtrauma or overuse injury caused by stress, and the four stages are: 1) Tendinitis with temporary thickening of the bursa and rotator cuff; 2) Fiber dissociation in the tendon with permanent thickening of the bursa and scar formation; 3) A partial rotator cuff tear of less than one centimeter; 4) A complete tear of one centimeter or more.

SACRUM-- Group of five fused vertebrae located just below the lumbar vertebrae of the low back.

SCAPULA-- Shoulder blade.

SCIATICA-- Irritation of the sciatic nerve resulting in pain or tingling running down the inside of the leg.

SCIATIC NERVE-- Major nerve that carries impulses for muscular action and sensations between the low back and thigh and lower leg; it is the longest nerve in the body.

SHIN SPLINT-- A catch-all syndrome describing pain in the shin that is not a fracture or tumor and cannot be defined otherwise.

SORBOTHANE-- An energy absorbing polyurethane utilized in some foot orthotics to absorb shock forces of the foot.

SPASM (THEORY)-- Muscle soreness induced by exercise; is the result of reduced muscle blood flow, which results in pain.

SPLEEN-- Large, solid organ responsible for the normal production and destruction of blood cells.

SPONDYLITIS-- Inflammation of one or more vertebrae.

SPRAIN-- Injury resulting from a stretch or twist of the joint and causes various degrees of stretch or tear of a ligament or other soft tissue at the joint.

STERNUM-- The breast bone.

STEROIDS-- Any one of a large number of hormone-like substances. See anabolic steroids and cortical steroids.

STRAIN-- Injury resulting from a pull or torsion to the muscle or tendon that causes various degrees

of stretch or tear to the muscle or tendon tissue.

STRESS FRACTURE-- A hair-line type break in a bone caused by overuse.

STRESS X-RAY-- A continual X-ray taken when a portion of the body is stressed to its maximum in order to determine joint stability. This is a test utilized in some ankle injuries.

STRETCHING-- Any therapeutic maneuver designed to elongate shortened soft tissue structures and thereby increase flexibility.

SUBLUXATION-- Partial dislocation of a joint. The term usually implies that the joint can return to its normal position without formal reduction.

TALUS-- The ankle bone that articulates with the tibia and fibula to form the ankle joint.

TARGET HEART RATE-- A pre-determined pulse to be obtained during exercise when circulation is working at full efficient capacities.

TARSALS-- Group of seven bones of the foot consisting of the calcaneus, talus, cuboid and three cuneiform bones.

TEMPOROMANDIBULAR JOINT (TMJ)-- The articulation of the jaw and skull; considered by some to be vital in resolution of injuries throughout the body.

TENDINITIS-- Inflammation of the tendon and/or tendon sheath, caused by chronic overuse or sudden injury.

TENDON-- Tissue that connects muscle to bone.

TENNIS ELBOW-- General term for lateral elbow pain.

THORACIC-- Group of twelve vertebrae located in the thorax and articulate with the twelve ribs.

THORACIC OUTLET COMPRESSION SYNDROME-- A neuro-vascular disorder of the upper extremity common in throwing.

TIBIA-- Larger of the two bones of the lower leg and is the weight-bearing bone of the shin.

TOMOGRAPH-- A special type of X-ray apparatus that demonstrates an organ or tissue at a particular depth.

TRACHEA-- The windpipe.

TRASCUTANEOUS ELECTRICAL NERVE STIMULATOR (TENS)-- An electrical modality that sends mild current through pads at the injury site which stimulates the brain to release the natural analgesic, endorphin.

TRANSVERSE PROCESS-- Small lateral projection off the right side and the left side of each vertebrae that functions as an attachment site for muscles and ligaments of the spine.

TRAPEZIUS-- Flat triangular muscle covering the posterior surface of the neck and shoulder

TRICEPS-- Muscle of the back of the upper arm, primarily responsible for extending the elbow.

ULNA-- Forearm bone that runs from the tip of the elbow to the little finger side of the wrist.

ULNAR NERVE-- Nerve in the elbow commonly irritated from excessive throwing.

ULTRASOUND-- An electrical modality that transmits a sound wave through an applicator into the skin to the soft tissue in order to heat the local area for relaxing the injured tissue and/or disperse edema.

VALGUS-- Angulation outward and away from the midline of the body.

VARUS-- Angulation inward and toward the midline of the body.

VASOCONSTRICTION-- Decrease of local blood flow.

VASODILATION-- Increase of local blood flow.

"WIND-KNOCKED-OUT"-- Syndrome describing a contraction of the abdominal nerve trunk, the solar plexus, as a result of an abdominal contusion.

ZYGOMA-- The cheekbone.

NFL WAIVER INFORMATION

WAIVERS

The waiver system is a procedure by which player contracts or NFL rights to players are made available by a club to other clubs in the League. During the procedure, the 31 other clubs either file claims to obtain the players or waive the opportunity to do so--thus the term "waiver." Claiming clubs are assigned players on a priority based on the inverse of won-and-loss standing. The claiming period is three business days from the beginning of the League Year through April 30, 10 calendar days from May 1 through the last business day before July 4, and 24 hours after July 4 through the conclusion of the regular season. If a player passes through waivers unclaimed he becomes a free agent. All waivers are no recall and no withdrawal. Under the Collective Bargaining Agreement, from the beginning of the waiver system each year through the trading deadline (October 14, 2003), any veteran who has acquired four years of pension credit is not subject to the waiver system if the club desires to release him. After the trading deadline, such players are subject to the waiver system.

ACTIVE/INACTIVE LIST

The Active/Inactive List is the principal status for players participating for a club. It consists of all players under contract who are eligible for preseason, regular-season, and postseason games. Teams are permitted to open training camp with no more than 80 players under contract and thereafter must meet two mandatory roster reductions prior to the season opener. Teams will be permitted an Active List of 45 players and an Inactive List of eight players for each regular-season and postseason game. Provided that a club has two quarterbacks on its 45-player Active List, a third quarterback from its Inactive List is permitted to dress for the game, but if he enters the game during the first three quarters, the other two quarterbacks are thereafter prohibited from playing. Teams also are permitted to establish Practice Squads of up to five players who are eligible to participate in practice but these players remain free agents and are eligible to sign with any other team in the league.

August 26	Roster reduction to 65 players
August 31	Roster reduction to 53 players
September 1	Practice squad established, up to five players

In addition to the squad limits described above, the overall roster limit of 80 players remains in effect throughout the regular season and postseason. The overall limit is applicable to players on a team's Active, Inactive, and certain Exempt Lists, players on the Practice Squad, and players on the Reserve List as Injured, Physically Unable to Perform, Non-Football Illness/Injury, and Suspended by Club.

RESERVE LIST

The Reserve List is a status for players who, for reasons of injury, retirement, military service, or other circumstances, are not immediately available for participation with a club. Players on Reserve/Injured are not eligible to practice or return to the Active/Inactive List in the same season that they are placed on Reserve. Players in the category of Reserve/retired, Reserve/Did Not Report, Reserve/Exclusive Rights, and players who were placed in the category of Reserve/Left Squad in a previous season may not be reinstated during the period from 30 days before the end of the regular season through the postseason.

TRADES

Unrestricted trading between the AFC and NFC is allowed in 2003 through October 14, after which trading will end until 2004.

NFL TIE-BREAKING PROCEDURES

The following procedures will be used to break standings ties for postseason playoffs and to determine regular-season schedules.

NOTE: Tie games count as one-half win and one-half loss for both clubs.

TO BREAK A TIE WITHIN A DIVISION

If at the end of the regular season, two or more clubs in the same division finish with the best won-lost-tied percentage, the following steps will be taken until a champion is determined:

Two Clubs:

1. Head-to head (best won-lost-tied percentage in games between the clubs).
2. Best won-lost-tied percentage in games played within the division.
3. Best won-lost-tied percentage in common games.
4. Best won-lost-tied percentage in games played within the conference.
5. Strength of victory.
6. Strength of schedule.
7. Best combined ranking among conference teams in points scored and points allowed.
8. Best combined ranking among all teams in points scored and points allowed.
9. Best net points in common games.
10. Best net points in all games.
11. Best net touchdowns in all games.
12. Coin toss.

THREE OR MORE CLUBS:

1. Head-to head (best won-lost-tied percentage in games among the clubs).
2. Best won-lost-tied percentage in games played within the division.
3. Best won-lost-tied percentage in common games.
4. Best won-lost-tied percentage in games played within the conference.
5. Strength of victory.
6. Strength of schedule.
7. Best combined ranking among conference teams in points scored and points allowed.
8. Best combined ranking among all teams in points scored and points allowed.
9. Best net points in common games.
10. Best net points in all games.
11. Best net touchdowns in all games.
12. Coin toss.

TO BREAK A TIE FOR THE WILD CARD TEAM

It is necessary to break ties to determine the two Wild Card clubs from each conference, the following steps will be taken:

- A. If all the tied clubs are from the same division, apply division tie-breaker.
- B. If the tied clubs are from different division, apply the following steps:

Two Clubs:

1. Head-to-Head if applicable.
2. Best won-lost-tied percentage in games played within the conference.
3. Best won-lost-tied percentage in common games minimum of four.
4. Strength of victory.
5. Strength of schedule.
6. Best combined ranking among conference teams in points scored and points allowed.
7. Best combined ranking among all teams in points scored and points allowed.
8. Best net points in common games.
9. Best net points in all games.
10. Best net touchdowns in all games.
11. Coin toss.

THREE OR MORE CLUBS:

1. Apply division tie-breaker to eliminate all but highest ranked club in each division prior to proceeding to Step 2. The original seeding within a division upon application of the division tie-breaker remains the same for all subsequent applications of the procedure that are necessary to identify the Wild Card participants.
2. Head-to-head sweep (apply only if one club has defeated each of the others or one club has lost to each of the others).
3. Best won-lost-tied percentage in games played within the conference.
4. Best won-lost-tied percentage in common games minimum of four.
5. Strength of victory.
6. Strength of schedule.
7. Best combined ranking among conference teams in points scored and points allowed.
8. Best combined ranking among all teams in points scored and points allowed.
9. Best net points in common games.
10. Best net points in all games.
11. Best net touchdowns in all games.
12. Coin toss.

OTHER TIE-BREAKING PROCEDURES

1. Only one club advances to the playoffs in any tie-breaking step. Remaining tied clubs revert to the first step of the applicable division or Wild Card tie-breakers. As an example, if two clubs remain tied in any tie-breaker step after all other clubs have been eliminated, the procedure reverts to Step 1 of the two-club format to determine the winner. When one club wins the tie-breaker, all other clubs revert to Step 1 of the applicable two-club or three-club format.
2. In comparing records against common opponents among tied teams, the best won-lost-tied percentage is the deciding factor since teams may have played an unequal number of games.
3. To determine home-field priority for division-titlists, apply Wild Card tie-breakers.
4. To determine home-field priority for Wild Card qualifiers, apply division tie-breakers (if teams are from the same division) or Wild Card tie-breakers (if teams are from different divisions).

TIE-BREAKING PROCEDURES FOR ANNUAL NFL DRAFT

If two or more clubs are tied in the selection order, the strength-of-schedule tie-breaker is applied, subject to the following exceptions for playoff clubs:

1. The Super Bowl winner is last and the Super Bowl loser next-to-last.
2. Any non-Super Bowl playoff club involved in a tie shall be assigned priority within its segment below that of non-playoff clubs and in the order that the playoff club exited from the playoffs. Thus, within a tied segment a playoff club that loses in the Wild Card game will have priority over a playoff club that loses in the Divisional playoff game, which in turn will have priority over a club that loses in the Conference Championship game. If two tied clubs exited the playoffs in the same round, the tie is broken by strength of schedule.

If any ties cannot be broken by strength of schedule, the divisional or conference tie-breakers, whichever are applicable, are applied. Any ties that still exist are broken by a coin flip.

NFL SCHEDULING 2002-2009

Beginning last season through 2009, NFL schedules will take each team through a cycle of games - home and away - against every other team in the league. In these eight seasons, every team will play every other team at least twice - once home and once away. After the 2009 season, a decision will be made on whether to continue with the same rotation or modify it.

In determining how to begin the divisional rotation in 2002, the displacement of teams from their old divisions in the new alignment was taken into account. Preference was given to scheduling games with former division rivals and other regional opponents for clubs realigned from otherwise intact divisions.

The new scheduling format includes the following elements:

- * An increased common-opponent emphasis with every team in a division playing against 14 common opponents.
- * All teams will play each other on a regular basis, home and away, for a more consistent presentation of attractive games, eliminating the many schedule aberrations of the past.
- & Teams are guaranteed to play all nondivision opponents in their conference at least once every three years, and at home at least once every six years.
- * Every AFC team will play every NFC team once every four years, and at home once every eight years.
- * A team's record from the previous year will have less of a bearing on its schedule, with only two (rather than four) opponents based on the previous year's standing. Thus, the so-called "easy" fifth-place schedules are eliminated.
- * The division in which a team resides will be less of a factor in a team's won-loss record with 10 of 16 games each year being against non-divisional teams.

Under the new scheduling formula, every team within a division will play 16 games as follows:

- * Home and away against its three division opponents (6 games)
- * The four teams from another division within its conference on a rotating three-year cycle (4 games)
- * The four teams from a division in the other conference on a rotating four-year cycle (4 games)
- * Two intraconference games based on the previous year's standings (2 games). These games will match a first-place team against the first-place teams in the two same-conference divisions the team is not scheduled to play that season. The second-place, third-place, and fourth-place teams in a conference will be matched in the same way each year.

MEDIA INFORMATION



Dave Pearson

Dave Pearson

Director of PR

Lane Gammel

Asst. Dir. of PR

Julie Barber

PR Administrative Asst.

Rich Gonzales

PR Assistant



Lane Gammel

(425) 893-5100

davep@seahawks.com

(425) 893-5104

laneg@seahawks.com

(425) 893-5070

julieb@seahawks.com

(425) 893-5103

richg@seahawks.com



Julie Barber



Rich Gonzales

Artis Twyman

PR Assistant

Gary Wright

VP of Communications

Sandy Gregory

Dir. of Community Outreach



Artis Twyman



Gary Wright

(425) 893-5106

artist@seahawks.com

(425) 893-5063

garyw@seahawks.com

(425) 893-5076

sandyg@seahawks.com

DIRECTIONS TO SEAHAWKS PRACTICE FACILITY

Directions from airport: Take I-405 Northbound. Follow 405 to Kirkland (approximately 25-30 minutes). Exit on 520 Westbound (to Seattle). Exit immediately onto 108th Avenue N.E. Go right at stop light and straight at next stoplight. Follow 108th for approximately one mile and take right onto N.E. 53rd Street. Follow street to second Seahawks driveway at top of hill on your left. Park in upper lot.

DIRECTIONS TO SEAHAWKS STADIUM (DOWNTOWN)

Directions from airport: Follow airport exit signs to freeways. Take I-5 Northbound. Continue on I-5 for about 15-20 minutes. Take the 4th Avenue S. exit, exit #164B. Merge onto I-90 Westbound. Follow until traffic light, then turn right on 4th Ave. S. Take next right on S. Royal Brougham. Follow across railroad tracks and take right into the Stadium Exhibition Center (SEC) parking garage. Designated parking on Floor Six.

WALKING DIRECTIONS FROM PRESS BOX TO LOCKER ROOM

Exit elevator and turn right. Follow hall around to the interview room located on the left (follow the blue line). For visiting interview room and locker room, continue down the hall and exit corridor and make a left. Both will be on the left side of the corridor.

WALKING DIRECTIONS FROM PRESS BOX TO STADIUM EXIT

To North parking lot, exit press elevator, then exit stadium at the original point of entry. To the sixth level of parking garage, exit press box, then turn left and continue to parking garage exit.

PRESS GATE AND WILL CALL INFORMATION

Between the West and Southwest gates.

TAXI

Far West Cab: (206) 622-1717

Yellow Cab: (206) 622-6500

RESTAURANTS

Daniel Broiler, 809 Fairview Avenue N., Seattle, 621-8262 (Exp./Mod.), Steak

Chandler's, 901 Fairview Avenue N., Seattle, 223-CRAB (Mod.), Seafood

Dukes, 1111 Fairview Avenue N., Seattle, 292-9402 (Mod.), Seafood

McCormick's, 722 4th Avenue, Seattle, 682-3900 (Exp./Mod.), Seafood

Metropolitan Grill, 820 2nd Avenue, Seattle, 624-3287 (Exp./Mod.), Steak/Seafood

Nikko, 1900 5th Avenue, Seattle (inside Westin Hotel), 322-4641 (Exp.), Sushi

Ruth's Chris, 6th & Columbia, Seattle, 624-8524 (Exp./Mod.), Steak

Teriyaki Madness, Kirkland, 827-6377 (Inexp.), Teriyaki

MEDIA INFORMATION

GAME CREDENTIALS

Media wishing to acquire game credentials may do so by postal mail, fax or E-mail. Please submit requests with attention to Dave Pearson. If faxing or using postal mail, please submit a printed letter with the appropriate media organization's letterhead.

E-MAIL credentials@seahawks.com

FAX (425) 893-5108

POSTAL MAIL Seattle Seahawks
Attn: Dave Pearson
11220 NE 53rd St.
Kirkland, WA 98033

TYPES OF CREDENTIALS

WORKING PRESS: Admittance to the Seahawks press box is restricted to the working press only. Press are not allowed on the field pregame. Members of the media wishing to conduct post-game interviews will be escorted onto the southwest corner of the field with three minutes remaining where they will remain until the conclusion of the game. Following a cooling off period, media will be allowed into the locker room. Credentials are marked with individual identification. Credentials are non-transferable.

PHOTOGRAPHER: Photographers must check in at the photo workroom located on the field level through the southwest tunnel (follow red tape). Upon checking in, each photographer will be issued a photo vest with a designated number. Photographers will not be allowed on the field without wearing a vest. Photographers are also asked to take special note of the following:

This working credential is issued to an organization (the "Accredited Organization") for the sole purpose of providing stadium access to an individual (the "Bearer") who has a legitimate working function (media or game service) in connection with the game for which this credential is issued (the "Game"). It is Non-Transferable. Any unauthorized use of this credential subjects the Bearer to ejection from the stadium and prosecution for criminal trespass, and subjects the Accredited Organization to revocation of its credentials for future NFL games or events. The NFL is defined for the purposes of this credential to include the National Football League, its affiliates, its member clubs, and their agents and employees.

This credential (if issued for a media function) authorizes (i) the use by the Accredited Organization, for news and editorial coverage of the Game, of any descriptions (including statistical descriptions), accounts, photographs, films, audio or video recordings, or drawings of the Game or of any player interviews, press conferences, or other stadium activities related to the Game (collectively, "Game Information") taken, made, created, or compiled by the Accredited Organization or the Bearer, and (ii) the use by the Accredited Organization of any NFL or NFL club logos or trademarks (the "Marks") in connection with its authorized use of the Game Information. Any other use or attempted use by the Bearer or the Accredited Organization of Game Information or Marks, including any distribution of Game Information to third parties other than ultimate consumers (e.g., newspaper readers) for their use (whether before or after the conclusion of the Game, and whether or not for editorial purposes) and any authorization of any third party to redistribute Game Information or to use any Marks, is expressly prohibited, unless the Accredited Organization has obtained the advance written permission of the NFL for such other use.

Accredited Organizations agree that Game Information taking the form of film, video, or digital video recordings ("Video Material") may only be used in connection with a regularly scheduled broadcast television newscast aired by the Accredited Organization within a seven-day period following the Game, and further agree that their use of Video Material in such newscasts shall not exceed (a) six (6) minutes of "same-day" post-game highlights on game days and (b) two (2) minutes of current-season highlights on any other day, or (c) if an Accredited Organization airs a continuous-loop news service, Video Material including more than seven (7) plays in any 15-minute segment or fourteen (14) plays in any 30-minute segment of such service. Use of Video Material in any other manner without the advance written permission of the NFL and, where applicable, NFL Productions LLC (formerly NFL Films, Inc.) is expressly prohibited.

The Accredited Organization and the Bearer assume all risk incident to the performance by the Bearer of his or her services; assume all risk incident to attending NFL games; agree that the NFL has no responsibility for any equipment in use in the stadium; agree that they are not acting for the NFL in any manner whatsoever and are not employees or agents of the NFL; and agree to indemnify and hold harmless the NFL, its affiliates, its member clubs, and their agents and employees from and against all liability, loss, damage or expense resulting from or arising out of the issuance of this credential or the Bearer's presence in the stadium, except to the extent such liability, loss, damage or expense arises out of the willful or intentional misconduct of the NFL or any other indemnified party. Any Bearer who is deemed disorderly, or who fails to comply with these terms or any and all security measures, shall be subject to, if appropriate, ejection from the stadium and prosecution, and shall subject the Accredited Organization to revocation of its credentials for future NFL games or events.

Acceptance of the credential constitutes agreement by the Accredited Organization and the Bearer to abide by the foregoing conditions. Thank you for your cooperation.

SEAHAWKS MEDIA

WRITERS REGULARLY ASSIGNED TO THE CLUB

Clare Farnsworth



Seattle Post-Intelligencer
 101 Elliott Avenue W. (98119)
 Press room: 425/893-5118
 E-mail Address: clarefarnsworth@seattlepi.com

Jose Romero



Seattle Times
 1120 John Street (98109)
 Office: 206/464-2409
 E-mail Address: jromero@seattletimes.com

Les Carpenter



Seattle Times
 1120 John Street (98109)
 Office: 206/464-2409
 E-mail Address: learpenter@seattletimes.com

Mike Sando



Tacoma News Tribune
 1950 S. State St., Tacoma (98405)
 Press room: 425/822-9504
 E-mail Address: mike.sando@mail.tribnet.com

Scott Johnson



Everett Herald
 P.O. Box 930, Everett (98206)
 Press room: 425/893-5116
 E-mail Address: smjohnson5@aol.com

Tim Korte



Associated Press
 Press room: 425/893-5075
 E-mail Address: tkorte@ap.org

Jim Meehan



Spokesman Review (Spokane)
 W. 926 Sprague, Spokane (99201)
 Office: 509/459-5500
 E-mail Address: jimm@spokesman.com

SEAHAWKS MEDIA

SEAHAWKS MEDIA OUTLETS

PRINT

Seattle Post-Intelligencer

206/448-8374
www.seattlepi.com

Seattle Times

206/464-2276
www.seattletimes.com

Tacoma News Tribune

800/388-8742
www.tribnet.com

Everett Herald

425/339-3470
www.heraldnet.com

Eastside Journal

425/453-4255

Bremerton Sun

360/792-8566

Bellingham Herald

360/676-2630

Daily Olympian

360/754-5432

Skagit Valley Herald

360/424-3251

Spokane Spokesman Review

509/459-5500

Ron Matthews

Art Thiel

John Levesque

Cathy Henkel

Steve Kelley

Blaine Newnham

Dale Phelps

Dave Boling

John McGrath

Kevin Brown

Larry Henry

Tom Moore

Greg Johns

Jeff Rosen

Bob Carter

Mike Burgess

Dan Ruthemeyer

Joe Palmquist

Sports Editor

Columnist

Columnist

Sports Editor

Columnist

Columnist

Senior Sports Editor

Columnist

Columnist

Sports Editor

Columnist

Sports Editor

Columnist

Sports Editor

Sports Editor

Sports Editor

Sports Editor

Sports Editor

RADIO

KIRO Radio (710/100.7)

1820 Eastlake Avenue E. (98102)
206/726-5476

KOMO Radio (1000)

1809 7th Avenue, #200 (98101)
206/441-0165

KJR Radio (950)

351 Elliot Avenue W. (98119)
206/494-2000

Ron Callan, New York Vinnie, Mike Brown, Bill Schwartz

Tom Glasgow, Shannon Drayer

Mitch Levy, Dave Mahler, Dave Grosby,
Mike Gastineau, David Locke

TELEVISION

KOMO-TV (ABC, Channel 4)

140 Fourth Avenue N. (98109)
206/404-4145

KING-TV (NBC, Channel 5)

333 Dexter Avenue N. (98109)
800/456-3975

FOX Sports Northwest

3626 156th Avenue S.E., Bellevue (98006)
425/641-0104

KIRO-TV (CBS, Channel 7)

2807 Third Avenue (98121)
206/728-8901

KCPQ-TV (FOX, Channel 13)

1813 Westlake Avenue N. (98109)
206/674-1450

Northwest Cable News

333 Dexter Avenue N. (98109)
206/448-3721

Eric Johnson, Frank Chiappone

Paul Silvi, Michael King

Brad Adam, J.D. Pruess

Bill Rocky

Brent Ringenbach, Dan Devone, Blair Johnson

Chris Egan



NEWSRADIO
710 KIRO PLAYS
THE HITS.

ALL SEASON
LONG.

Whether you're interested in the action on the field, or anything happening in the Puget Sound, listen to Newsradio 710 KIRO for all the news whenever it breaks. Traffic & weather together on the tens, sports updates and every minute of Seahawks play by play.

Newsradio 710 KIRO,
Home of the Seahawks.



710 KIRO
NEWSRADIO

us vs. who cares

Coca-Cola
Real

Coca-Cola is the official soft drink of the Seattle Seahawks.

DO THE WAVE TO THE GAME

(IT WILL GIVE YOU MUCH MORE TIME TO DO THE WAVE AT THE GAME)

Don't spend game day fighting traffic and searching for parking. Sound Transit is once again offering Sounder rail service for Sunday afternoon Seahawks games. Sounder leaves Tacoma with stops in Puyallup, Sumner, Auburn, Kent and Tukwila and arrives at King Street Station in downtown Seattle with plenty of time to enjoy the new Seahawks Stadium and all of the pre-game activities.

Regular commuter rail fares apply. Tickets are available on game day from vending machines at each station.

Sound Transit also offers ST Express bus service to downtown Seattle from Everett (Route 510), Lynnwood (Route 511), Bellevue (Route 550), Issaquah (Route 554) and Lakewood/Tacoma (Route 594).

Visit www.soundtransit.org or call (888) 889-6368, (888) 713-6030 TTY for Sounder train or ST Express bus fare and service information.



ST **SOUNDTRANSIT**
Sounder